



City of Rockwall

FY 2009 – 2010

**Annual
Operating
Budget**

Executive Summary


This executive summary provides an overview of the major elements included in the fiscal year (FY) 2010 Adopted Budget. The first section presents revenues and expenditures, by type and fund, for the City as a whole. The second section focuses on revenues and expenditures in the General Fund which, as the City's largest operating fund, includes most of the activities typically associated with municipal government. The third section will provide tax impact of new requests by department.

Immediately following the General Fund expenditures, the Utility fund is described in detail. The last section describes the special funds that are included in the budget.

The Budget in Perspective

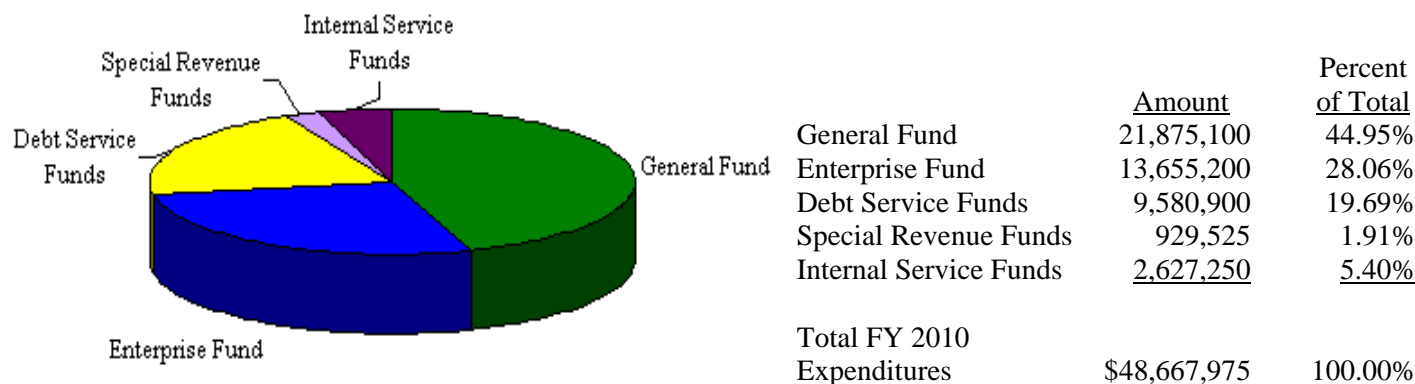
The City's revenues are budgeted at \$48,102,650 for FY 2010. These revenues are obtained from a variety of sources, as outlined in the following chart and table.

Revenues by Type



Expenditures by Fund Type

The City's operating expenditures are grouped into five types of funds: General Fund, Enterprise Fund, Debt Service Funds, Special Revenue Funds, and Internal Service Funds. Expenditures are budgeted at \$48,668,175 for FY 2010, as shown in the following chart and table.



Combined Budget Summary FY 2009 – 2010 All Funds

FUND	Fund Title	FY 2009-2010					Estimated Fund Balance 9/30/10
		Estimated Fund Balance 9/30/09	Total Revenues	Total Expenditures	Net Inc/(Dec)	Internal Transfers (Net)	
01	General Fund	\$7,708,765	22,829,800	21,875,100	954,500	(919,550)	7,743,715
02	Water and Wastewater	8,011,617	14,983,900	13,655,200	1,328,700	(1,375,400)	7,964,917
04	Debt Service	847,352	8,200,200	8,688,550	(488,350)	-	359,002
05	Harbor Debt Service	53,702	862,850	892,350	(29,500)	-	24,202
10	Cemetery	143,433	1,400	6,000	(4,600)	-	138,833
11	Police Investigations	203,265	74,700	42,750	31,950	(72,300)	162,915
12	Recreational Development	129,049	376,300	262,000	114,300	(50,000)	193,349
13	Radio	14,696	33,600	161,500	(127,900)	115,000	1,796
14	Street Improvement	1,427,364	10,500	-	10,500	-	1,437,864
16	Fire Equipment	136,055	95,100	110,375	(15,275)	-	120,780
17	Aviation	52,087	91,200	118,800	(27,600)	-	24,487
18	Recycling	38,797	25,350	48,250	(22,900)	-	15,897
26	Special Crimes Unit	163,332	250	179,850	(179,600)	55,750	39,482
31	Employee Benefits	(197,860)	510,000	2,447,000	(1,937,000)	2,095,000	(39,860)
32	Worker's Compensation	1,085,162	7,500	180,250	(172,750)	30,000	942,412
Total Primary Government		\$19,816,816	\$48,102,650	\$48,667,975	(\$565,525)	(\$121,500)	\$19,129,791

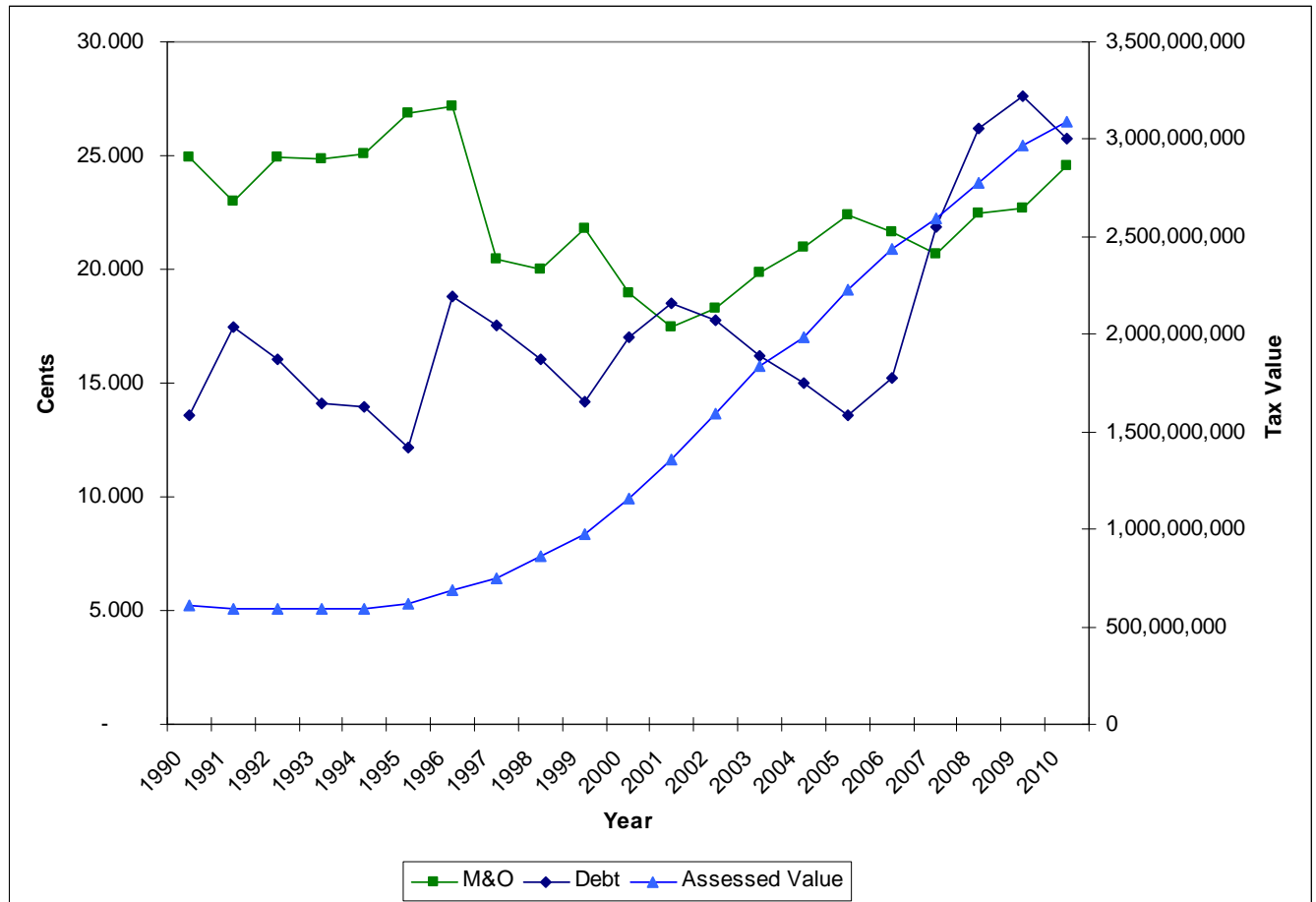
Property Taxes

Property taxes are the largest single source of City revenues. The property tax rate is comprised of two elements: the portion that pays for the operation and maintenance of General Fund programs and services, and the portion that funds the repayment of debt. In FY 2010, the General Fund's portion of the tax rate represents 48.75 percent of the total, and the debt service portion represents 51.25 percent of the total rate. The total tax rate for the City in FY 2010, and the amount by which each portion of the rate will change compared to FY 2009, is shown in the following table. The amounts below are expressed as "cents per \$100 of assessed value."

	FY 2009	FY 2010	Net Increase (Decrease)
General Fund Tax Rate	22.70	24.53	8.06%
Debt Service Tax Rate	27.61	25.78	-6.63%
Total Property Tax Rate	50.31	50.31	0.00%



The property tax rate is one side of the equation that ultimately produces the revenue generated by property taxes; the other side is the assessed value of property in the City. The total taxable assessed value for the City for FY 2010 is \$3,090,336,508. This is a 3.96 percent increase over last year's value of \$2,972,551,814. While the City's total property values increased, the rate of growth has slowed compared to the double digit increases experienced between 1998 and 2003 as shown in the following graph.



The following table shows the various property tax rates for FY 2010.

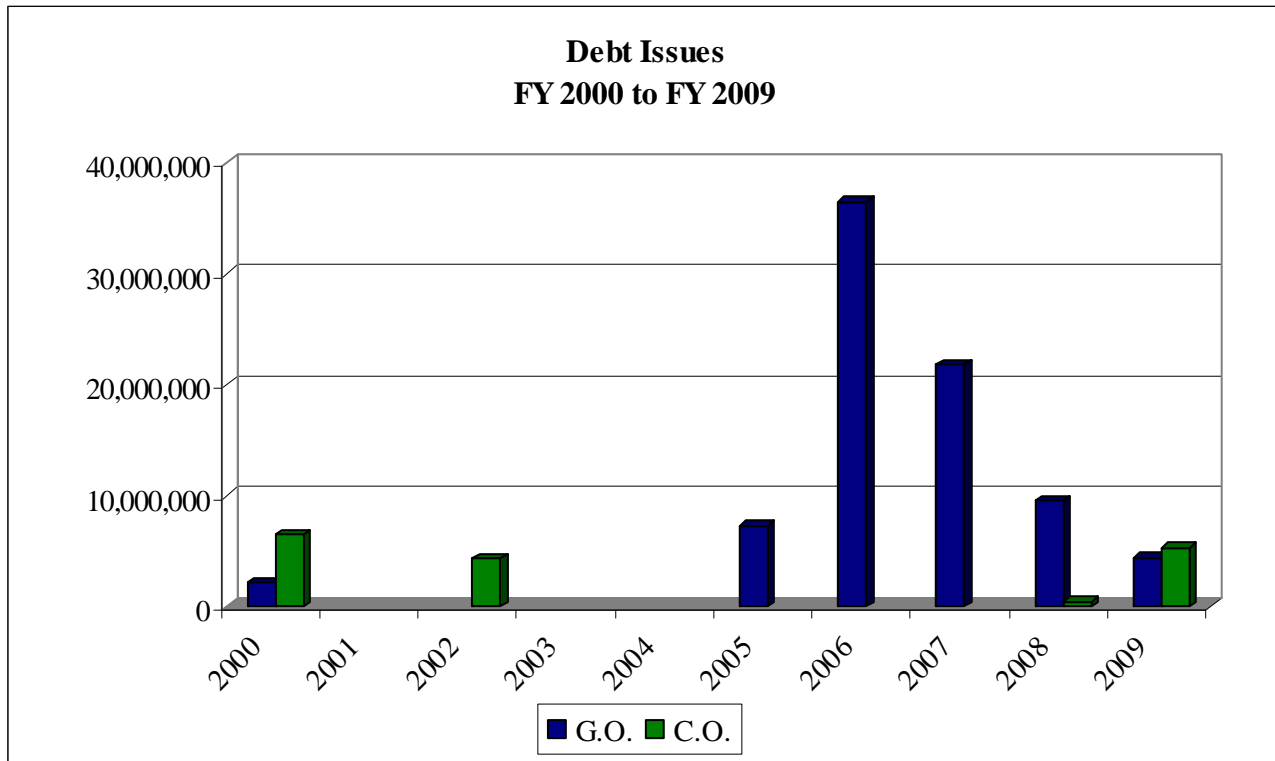
- Adopted Tax Rate 50.31
- Effective Tax Rate 51.36
- Rollback Rate 51.22

The effective tax rate for FY 2010 is 51.36 cents. This is the rate that would produce the same amount of revenue from the properties that were on the tax rolls in both FY 2009 and FY 2010. The rollback rate is 51.22 cents.

The City held bond elections in 1994, 1998, 1999, 2002 and 2005 which impact current year property taxes. In each of those years, materials were prepared for the voters which projected the tax impact of each election proposition if successful. General Obligation bonds are then sold as project funding is anticipated.

The City may issue Certificates of Obligation, another form of tax obligation. Certificates were issued in 2000 for the voter approved City Hall project and in 2002 to allow the City to proceed with replacement of its antiquated public safety radio system. An issue in 2009 provided funds to enhance the radio system and equipment for the City's new fire stations.

Debt issues since the most recent election have been significantly higher than in prior years as shown in the next table.



The General Fund

As the primary operating fund of the City, the General Fund is used to account for resources associated with core government services. Property taxes, sales taxes and franchise fees are the primary revenue sources for the General Fund. In FY 2010, General Fund revenues and transfers are budgeted at \$23,551,000 and expenditures are budgeted at \$23,516,050.

General Fund Revenues

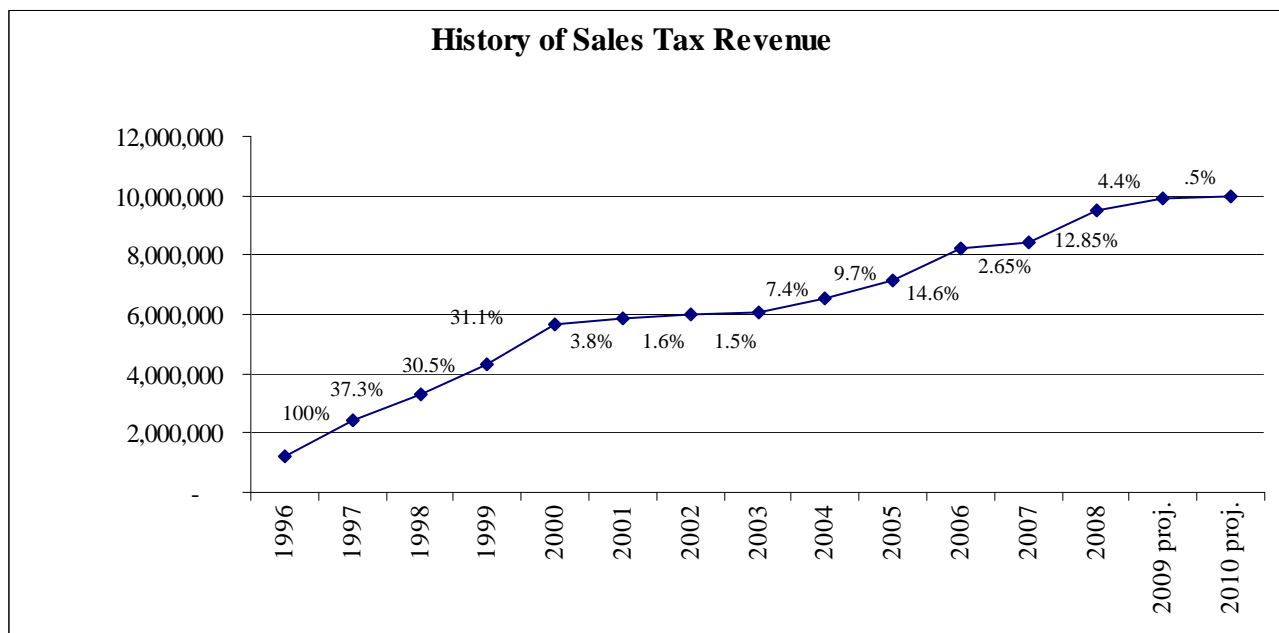
General Fund revenues can be classified into the categories shown in the table below. Recent trends in General Fund revenues are shown on the second chart below. Total revenue growth in FY 2010 is projected to be 4.2 percent above the original FY 2009 budget.

	FY 2006 Actual	FY 2007 Actual	FY 2008 Actual	FY 2009 Adopted	FY 2009 Amended	FY 2010 Approved
Property Taxes	\$5,277,568	\$5,720,256	\$6,604,295	\$7,120,350	\$7,146,000	\$7,785,200
Sales Taxes	8,286,316	8,534,183	9,640,955	9,850,900	10,074,000	10,117,000
Franchise Fees	1,981,016	2,046,674	2,179,847	2,215,000	2,411,000	2,355,000
Other Fees	426,995	417,049	343,455	307,500	226,500	173,500
Permits	1,200,939	1,009,884	983,300	756,750	944,750	745,750
Court Fines and Fees	921,416	957,064	988,191	1,003,000	1,040,000	1,040,000
Other Revenue	357,229	688,932	400,318	298,000	340,500	197,000
Intergovernmental	221,360	243,163	283,724	353,500	358,150	416,350
Total Revenues	\$18,672,839	\$19,617,205	\$21,424,085	\$21,905,000	\$22,540,900	\$22,829,800



Sales Taxes - \$10,117,000, 44.3 Percent of General Fund Revenues

The City's portion of the total 8.25 cent sales tax rate is 2 cents. Six and one-quarter cents is retained by the state, the General Fund receives 1.5 cents, and .5 cent is allocated to economic development to foster diversification of the property tax base. General Fund sales tax revenue for FY 2010 is projected at \$9,975,000. This represents a ½ percent increase over estimates for FY 2009. Sales tax is the most volatile revenue in the General Fund thus funds should be budgeted conservatively each year. Costco Wholesale opened in April 2009 and is having a positive effect on sales tax projections for the first several months of the coming year. During FY 2010, the only significant new business opening expected is Tom Thumb. We have experienced the closings of two large retail chains in FY 2009 and will feel that effect into FY 2010.



*The 1997 100% increase reflects the collection of the sales tax for property tax reduction and growth in the commercial sector.

Property Taxes - \$7,785,200, 34.1 Percent of General Fund Revenues

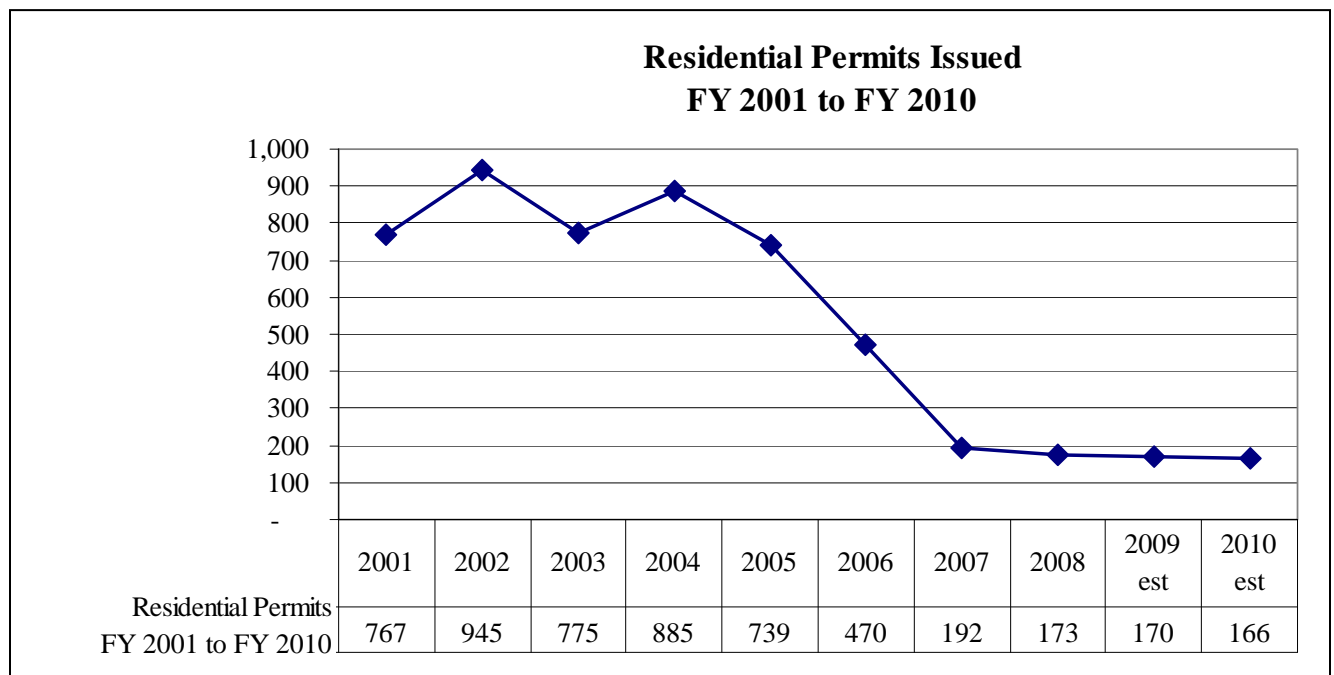
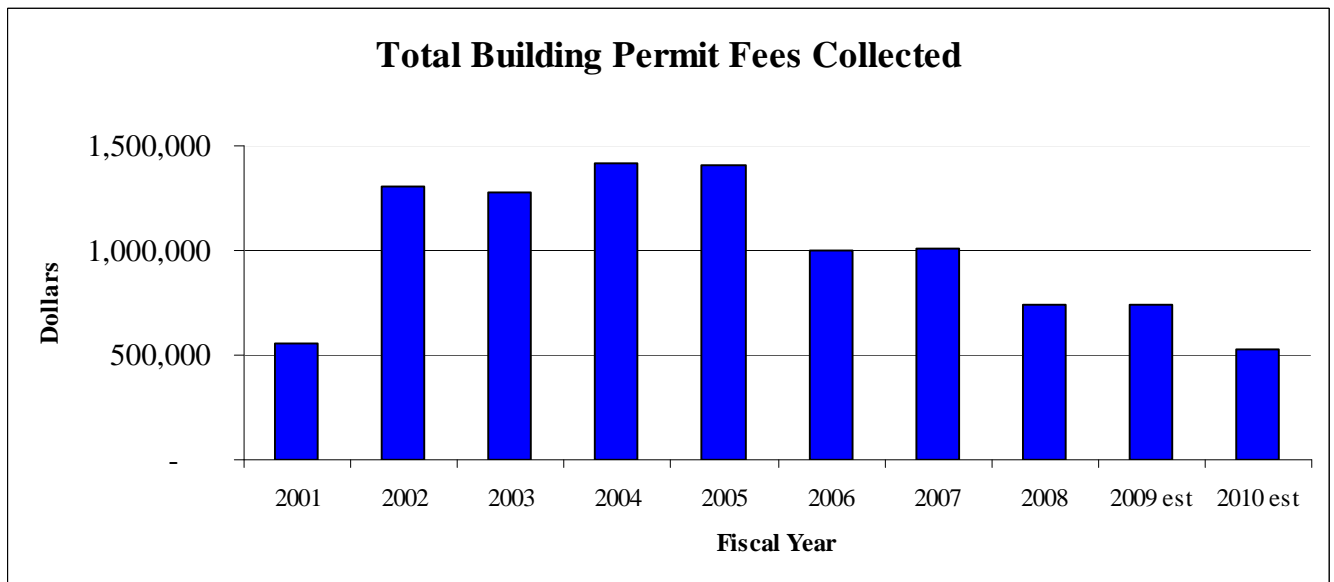
The second largest revenue source for the General Fund is the Property Tax, also known as the Ad Valorem Tax. In FY 2010, this revenue represents 34.1 percent of General Fund revenues, up from 32.5 percent in the FY 2009 adopted budget. The total assessed value of taxable property in the City is \$3,090,336,508; the General Fund's portion of the total property tax is calculated using a rate of 24.53 cents per \$100 of assessed value.

Franchise Fees - \$2,355,000, 10.32 Percent of General Fund Revenues

Franchise Fees are paid by utilities for the use of City streets, alleys and property in providing utility service to citizens. These revenues represent 10.32 percent of General Fund revenues. The electric utility pays the most in franchise fees and is expected to pay \$1.4 million in FY 2010. Other Franchise Fees include the telephone, cable television, garbage collection, and natural gas utilities.

Service Charges and Permits - \$919,250, 4 Percent of General Fund Revenues

Service charges are collected by the City for the use of facilities or services. These include pool and recreation fees, various inspections and reviews conducted by City personnel and various permit fees. In FY 2010, these revenues represent 4 percent of General Fund revenues, down from 4.9 percent in the FY 2009 budget. The reduction in these revenues is associated with slowing construction resulting in fewer residential building permits issued and construction fees collected.



Court Fines & Fees - \$1,040,000, 4.6 Percent of General Fund Revenues

These revenues are obtained primarily from fines assessed by the City's Municipal Court. In FY 2010, these revenues represent 4.6 percent of General Fund revenues, up slightly from the FY 2009 budget.

Other Revenues – \$613,350, 2.7 Percent of General Fund Revenues

The other revenue sources for the General Fund include interest, monies received from other government agencies for grants or services provided and other general miscellaneous revenues. In FY 2010, these revenues represent 2.7 percent of General Fund revenues, down from projections in FY 2009 budget.

Interfund Transfers – Net (\$919,550)

The General Fund receives transfers from, and transfers money to, other funds of the City. In FY 2010, the Water and Sewer Fund will pay the General Fund for indirect costs associated with work performed for that fund. Court Security fees will complete paying the General Fund for items purchased in FY 2007. The Recreational

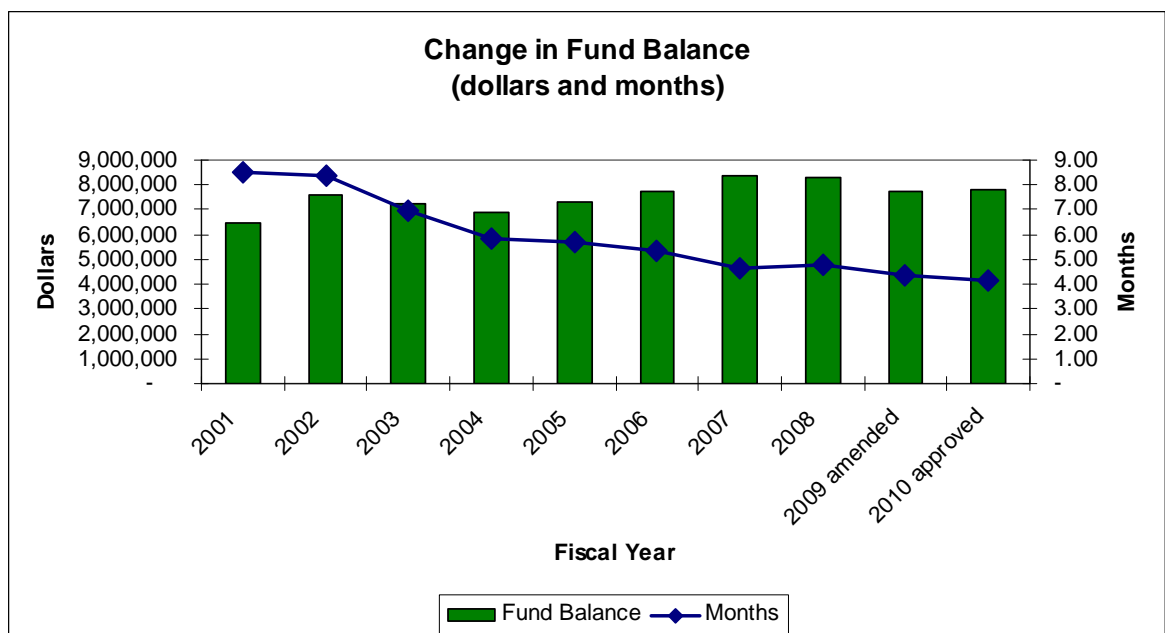
FY 2010 INTERFUND TRANSFERS

Water and Sewer Fund Indirect Costs	\$ 598,900
Court Security and Technology Fees	31,000
Recreational Development Fund Loan Repayment	50,000
Seizures Awarded	41,300
Radio Fund	(115,000)
Special Crimes Unit	(55,750)
Employee Benefits Fund	(1,360,000)
Technology Replacement Fund	(110,000)
TOTAL INTERFUND TRANSFERS	\$ (919,550)

Development Fund will make its 6th payment to reimburse the General Fund for a \$500,000 loan taken in FY 2005. The General Fund will transfer funds to Radio, Special Crimes, Employee Benefits and Technology Replacement Funds. These transfers are further explained within each fund. In total, FY 2010 transfers net \$919,550 transferred to other funds within the City, as reflected in the accompanying table.

Unallocated Reserve

The reserve constitutes the City's fund for emergencies and unanticipated expenses. The balance in this fund at the end of FY 2010 is estimated to be \$7,743,915 or 4 months and 5 days. This exceeds the desired fund balance reserve stated in the Budgetary Financial Policies. In FY 2009, a planned reduction of \$831,500 from reserves will complete construction of two fire stations.



General Fund Expenditures by Classification

As an organization focused on providing services, the General Fund's largest expense is for the salaries and benefits of full-time staff totaling 218 positions. Salaries and benefits comprise two-thirds of the City's expenditures. This percentage is representative of other area city's budgeted funds spent on personnel related items.

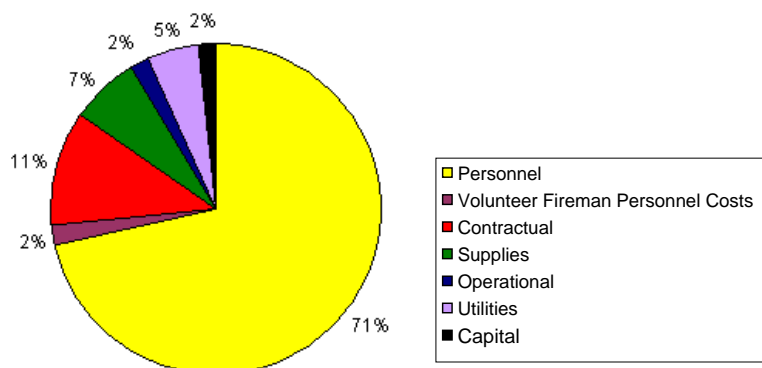
	Amount	Percent of Total
Salaries & Benefits	\$17,326,100	72.9%
Contractual, Supplies, Operational, Utilities	6,079,950	25.6%
Capital Outlay	361,000	1.5%
Total FY 2010 Expenditures	\$23,767,050	100.00%



Consolidated General Fund Expenditures

	Actual 07-08	Budgeted 08-09	Amended 08-09	Approved 09-10	% Inc (Dec)*
Personnel					
Salaries	11,430,435	12,483,950	12,129,950	12,626,600	1.15%
Benefits	3,791,232	3,787,775	4,015,600	4,207,400	11.07%
Volunteer Fire	407,472	560,075	482,500	492,100	-12.28%
Total Personnel	15,629,139	15,299,650	16,628,050	17,326,100	2.95%
Contractual	2,587,417	2,747,250	2,867,300	2,650,900	-3.51%
Supplies	1,497,408	1,654,450	1,544,200	1,584,750	-4.21%
Operational	478,054	451,200	456,450	449,850	-0.30%
Utilities	1,154,499	1,053,850	1,177,250	1,223,700	16.12%
Operating Transfers	162,100	125,000	120,000	170,750	36.60%
Total Operating Exp (not including Personnel)	5,879,478	6,031,750	6,165,200	6,079,950	0.80%
Capital					
Operating	21,847	43,850	43,850	0	-100.00%
Contractual	391,786	395,000	393,000	251,000	-36.46%
Technology	118,100	121,150	121,150	110,000	-9.20%
Transfers	0	10,000	10,000	0	-100.00%
Total Capital (operating & short term financing)	531,733	570,000	568,000	361,000	-36.67%
Total Expenditures	22,040,350	23,433,550	23,361,250	23,767,050	1.43%

* % calculated based on adopted budget



Methodology

This calculation compares the employee salaries and benefits including (FICA, TMRS, health insurance transfer, longevity, etc.) This is then compared to the total operating and capital budget. Previously this calculation included Fire Volunteer incentives in the Salary and Benefits total but did not include the capital items for which we issue contractual obligations. While short-term debt is issued, this is still operating type capital items, which could be included in an O&M budget in any given year.

General Fund Staffing

The City budgeted a total of 218 positions, which staff the divisions as shown in the following table.

Division	FY 2006 Actual	FY 2007 Actual	FY 2008 Actual	FY 2009 Actual	FY 2010 Approved	Changes from FY 2009 to FY 2010
Administration	5.0	6.0	6.0	6.0	6.0	
Administrative Services	5.0	5.0	5.0	5.0	5.0	
Internal Operations	11.0	11.0	11.0	11.0	11.0	
Finance	8.0	8.0	8.0	8.0	8.0	
Municipal Court	4.0	4.0	4.0	4.0	4.0	
Fire Operations	5.0	6.0	6.0	13.0	13.0	
Fire Marshal	4.0	4.0	4.0	4.0	4.0	
Police – Admin	8.0	6.0	6.0	6.0	6.0	
Dispatch	10.0	10.0	11.0	12.0	12.0	
Patrol	43.0	46.0	48.0	49.0	49.0	
Criminal Investigations	10.0	7.5	7.5	8.5	8.5	
Community Services	6.0	6.0	6.0	6.0	7.0	1.0
Warrants	3.0	3.0	3.0	3.0	3.0	
Records	0.0	5.0	5.0	5.0	5.0	
Planning	5.0	6.0	6.0	7.0	7.0	
Code Enforcement	5.5	6.5	6.5	6.5	6.5	
Building Inspections	11.0	10.0	9.0	8.0	8.0	
Animal Services	7.0	7.0	8.0	8.0	8.0	
Park Maintenance*	16.0	18.0	18.0	18.0	18.0	
Harbor O&M	0.0	1.0	1.0	2.0	2.0	
Recreation*	5.0	6.5	5.5	6.0	6.0	
Street Maintenance	11.0	11.0	11.0	11.0	11.0	
Engineering	12.0	12.0	12.0	10.0	10.0	
TOTAL GENERAL FUND	194.5	205.5	207.5	217.0	218.0	1.0

* The Parks and Recreation divisions have multiple seasonal positions, however budget a flat dollar amount each year rather than a number of employees.

Included in the FY 2010 budget is one new Police Officer. Two vacant positions will be frozen for a portion of the fiscal year. Frozen positions, if fully funded, would add an additional \$54,830 to fund full year as illustrated below.

		Budgeted	Full Year	Difference
Frozen until 3/1/10				
Administration	Management Analyst	\$33,667	\$57,587	\$23,920
Fire Marshal	Fire Inspector/Educator	43,505	74,415	30,910
		\$77,172	\$132,002	\$54,830

General Fund Expenditures

The following pages summarize departmental expenditures and tax impact of changes in funding. Additional details regarding new programs and service changes are included in each department's budget presented in the FY 2010 Annual Operating Budget.

The chart below indicates the tax bill for the average home value in the City of Rockwall as compared to the actual cost of service.

Property Tax Estimator

2009 Average Home Value \$197,022

Estimated tax (before exemptions)* \$991.22

	Citizen Contribution		What it Costs	Total Expenditure
Debt Service	25.78	\$507.92	\$507.92	\$8,055,200
Police	8.28	163.19	504.26	7,940,650
General Government	3.63	71.61	221.27	3,484,350
Parks/Recreation	3.07	60.53	187.02	2,945,000
Fire Operations/Marshal	2.38	46.85	144.77	2,279,650
Streets	1.88	36.96	114.21	1,798,450
Finance/Court	1.61	31.77	98.16	1,545,750
Code/Inspections	1.29	25.45	78.63	1,238,250
Engineering	1.09	21.44	66.23	1,043,000
Planning	0.72	14.27	44.09	694,250
Animal Services	0.57	11.24	34.72	546,700
	50.31	\$991.22	\$2,001.29	\$31,571,250

* This tax amount is calculated from the full value of the home before exemptions (homestead, over 65, etc.). Actual tax may be less.

Water and Wastewater Fund

The Water and Wastewater Fund is classified as an Enterprise Fund. Its purpose is to account for water and wastewater services provided to the City's retail and wholesale customers. All activities associated with providing such services are accounted for in this fund, including administration, operations, maintenance, debt service, capital improvements, billing and collection. The City's intent is that all costs of providing the services to the general public on a continuing basis are financed through user charges in a manner similar to a private business enterprise.

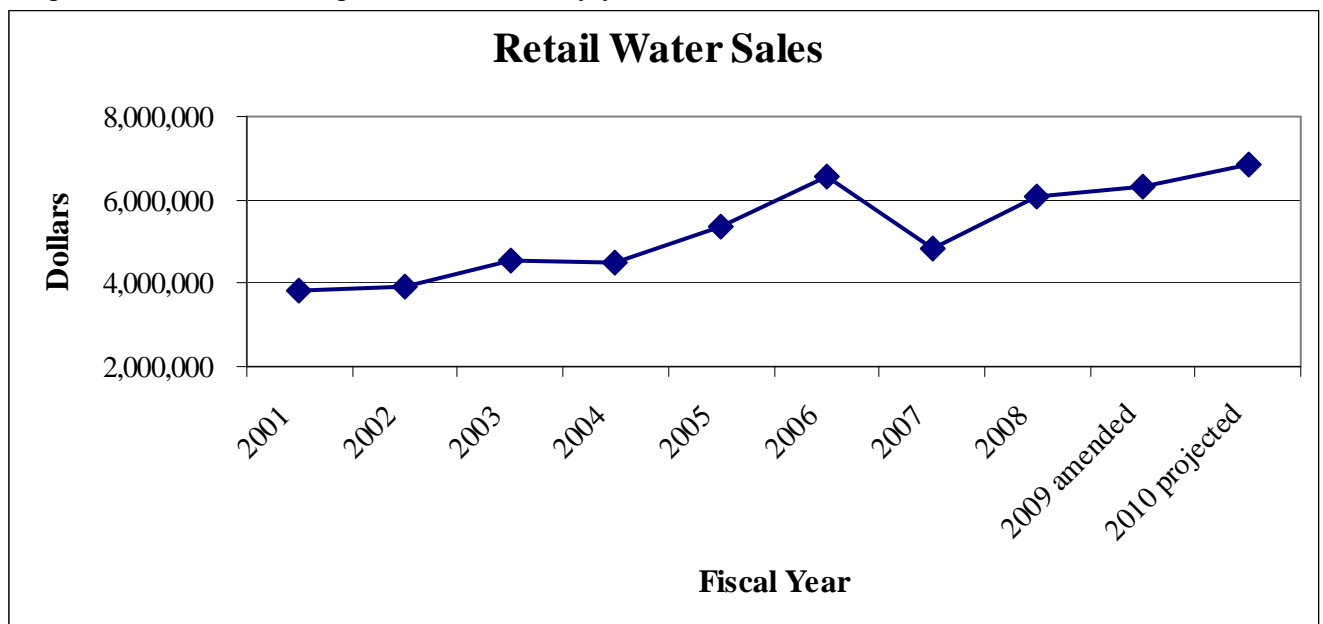
Summary of Revenues

Water and Wastewater revenues can be classified into the categories shown in the table below. Total revenue growth in FY 2010 is projected to be 22.6 percent above the original FY 2009 budget.

	FY 2006 Actual	FY 2007 Actual	FY 2008 Actual	FY 2009 Adopted	FY 2009 Amended	FY 2010 Approved
Utility Sales	\$9,173,250	\$7,401,510	\$8,693,101	\$8,710,600	\$9,247,600	\$9,942,400
Contract Sales	1,699,058	1,239,762	1,447,400	1,560,000	1,667,000	1,739,500
Other Receipts/Fees	173,107	85,825	97,101	87,000	103,000	87,000
Non-Operating Revenue	1,875,643	2,342,380	3,381,836	1,861,100	1,736,000	3,215,000
Total Revenues	\$12,921,058	\$11,069,477	\$13,614,438	\$12,218,700	\$12,753,600	\$14,983,900

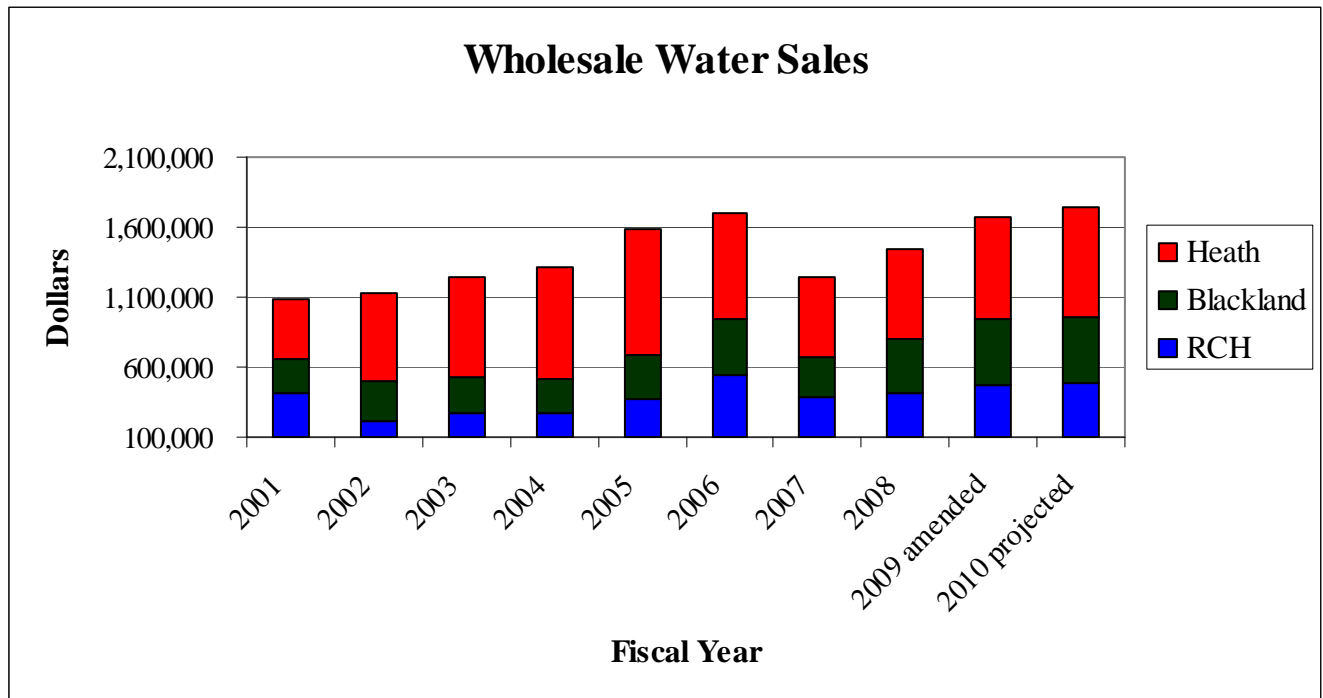
Retail Utility Sales - \$9,942,400, 66.4 Percent of Revenues

Included in these revenues are retail water sales, wastewater and pretreatment charges, hazardous waste fees and penalties. The largest revenue source for this fund is retail water sales. The graph below illustrates the increasing trend in water sales followed by a significant decrease in a wet year. The City increased utility rates in FY 2009 and will be proposing an additional increase in FY 2010. Sales are budgeted without assuming either a wet or dry year.



Wholesale Water Sales - \$1,739,500, 11.6 Percent of Revenues

The City provides water at a wholesale price to RCH Water Supply, Blackland Water Supply, and City of Heath. These revenues represent 11.6 percent of Water/Wastewater Fund revenues, down from 12.8 percent in the FY 2009 budget.



Non-Operating Revenues – \$3,302,000, 22 Percent of Revenues

Other revenue sources for the Water and Wastewater Fund include tap fees, meter rental fees, interest and other miscellaneous revenues. In FY 2010, these revenues represent 22 percent of total revenues, up from 15.9 percent in the FY 2009 budget. Primarily, the large increase is due to recognizing impact fees utilized for debt service.

Interfund Transfers – (\$1,375,400)

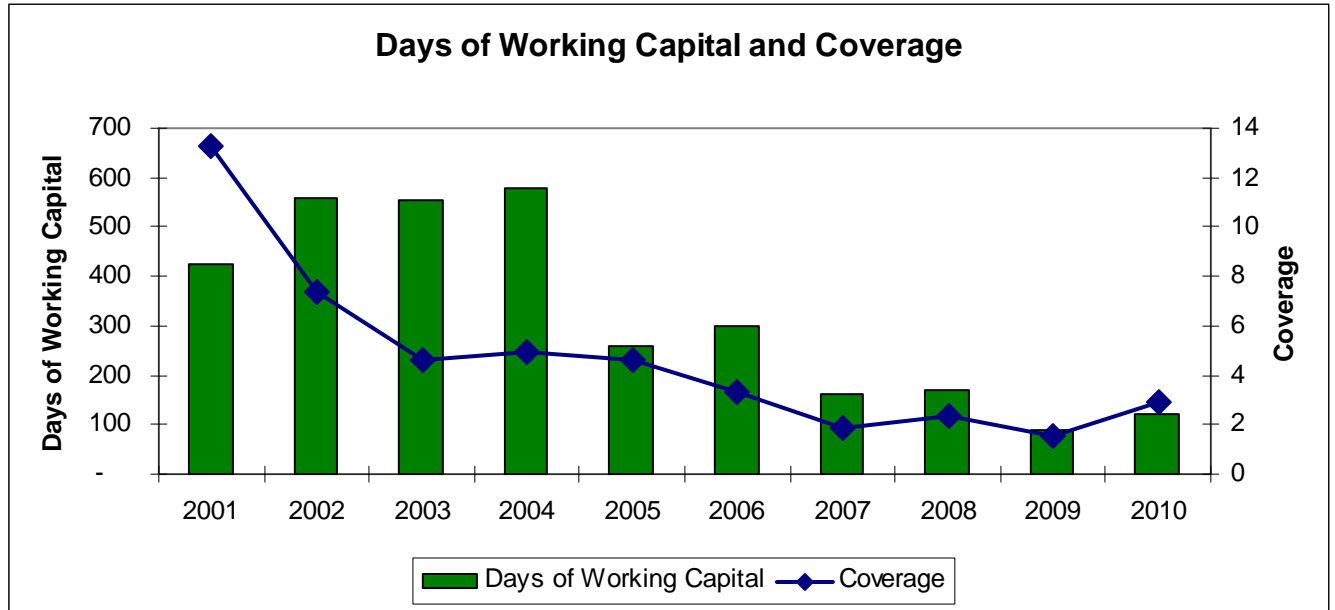
The Water and Wastewater Fund transfers money to other funds of the City. In FY 2010 this fund will pay the General Fund for indirect costs associated with work performed for the Water and

Wastewater Fund. Transfers to the Internal Service Funds and Technology Replacement Fund will pay for items expensed in those funds. FY 2010 transfers total \$1,375,400 transferred to other funds within the City, as reflected in the accompanying table. These transfers are further explained within each fund.

FY 2010 INTERFUND TRANSFERS	
General Fund	\$ (598,900)
Worker's Compensation Fund	(30,000)
Employee Benefits Fund	(735,000)
Technology Replacement Fund	(11,500)
TOTAL INTERFUND TRANSFERS	\$ (1,375,400)

Reserve Fund Balance


The City must issue debt to finance major projects of both the water and wastewater utilities. The City covenants to the bond buyers that we will maintain our rate structure in order to provide sufficient revenues to the utilities. The city must annually maintain “working capital” (current assets minus current liabilities) of at least 60 days. This is similar to the “days of fund balance” calculation in the General Fund. In addition, available revenues (revenues after operating expenditures are subtracted) must be at least 1.25 times the debt service requirements for the year. The City has an independent rate study conducted periodically to ensure that our rates are sufficient to meet these tests.



Water and Wastewater Expenses by Classification

The largest expenses in this fund are for the purchase of water and for wastewater treatment. These two items account for 32.1 percent of this fund’s budget. Additionally, 8.9 percent of the FY 2010 budget is allocated to system acquisition. Water is purchased from North Texas Municipal Water District under our member city “take or pay” contract. Annually the City allocates funds to be able to purchase the “right to serve” areas annexed into the city and served by one of the water supply corporations.

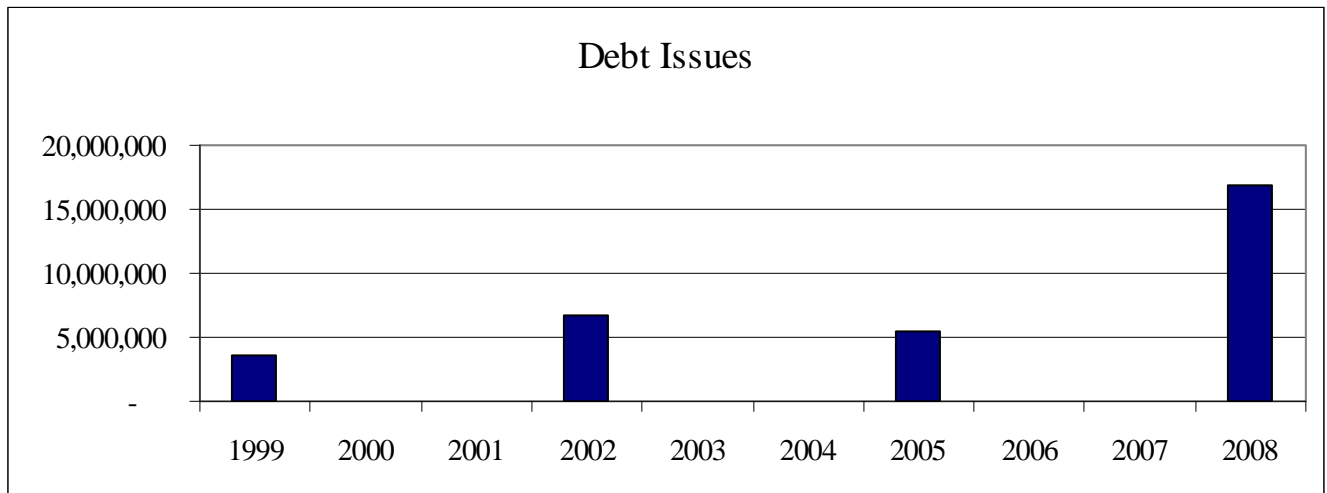
The district manages our Squabble Creek and Buffalo Creek Wastewater Treatment Plants by contract. They also financed the interceptor line which carries wastewater to the South Mesquite Treatment Plant and for which we pay both debt service and treatment costs.



	Amount	Percent of Total
Salaries & Benefits	\$3,384,200	18.78%
Contractual, Supplies, Operational, Utilities	8,885,250	49.30%
Capital Outlay	1,693,350	9.40%
Debt Service	4,058,300	22.52%
Total FY 2010 Expenditures	\$18,021,100	100.00%

Debt Service

The City issues revenue bonds, backed by the revenues of the utilities for major capital projects such as a new water tower or sewer main project. Revenue bonds have been sold as project funding is anticipated.



Utility Staffing

The City has budgeted a total of 38 positions in this fund, which staff the divisions as shown in the following table.

Division	FY 2006 Actual	FY 2007 Actual	FY 2008 Actual	FY 2009 Actual	FY 2010 Approved	Changes from FY 2009 to FY 2010
Utility Billing	8.0	8.0	8.0	8.0	8.0	
Water Operations	11.0	12.0	14.0	17.0	17.0	
Wastewater Operations	10.0	11.0	12.0	13.0	13.0	
TOTAL WATER & WASTEWATER FUND	29.0	31.0	34.0	38.0	38.0	

Special Revenue Funds

Special revenue funds are used to account for specific revenues that are legally restricted to expenditures for particular purposes.

Cemetery Fund – established to account for the annual income from the sale of plots and cemetery maintenance costs.

Police Investigation Fund – established to account for donations, court security fees, and forfeitures.

Recreational Development Fund – established to account for the annual lease income from marinas and golf course. These funds are used for improvements to municipal park facilities.

Radio Fund – established to account for the revenues and expenditures for the support of the City's radio system.

Street Improvements Fund – established to account for the proceeds of street improvement assessments.

Hotel Motel Tax Fund – established to account for the annual income from hotel motel taxes.

Fire Equipment Fund – established to account for funds to be used for the purchase of fire equipment for the volunteer fire department.

Aviation Fund – established to account for funds received from airport operations and related expenses.

Recycling Fund – established to account for funds to be used for the City's recycling program.

Special Crimes Fund – established to account for revenues and expenditures related to a county-wide task force.

Internal Service Funds

Employee Benefits Fund – established to account for the costs of providing medical and dental insurance on a self-insurance basis and payment of life insurance premiums for employees. The Fund is funded by operating transfers from other funds and charges to employees for extended benefits.

Worker's Compensation Fund – established to account for the costs of the worker's compensation self-insurance program for the City. Funds for this program are provided from proceeds from certificates of obligation and operating transfers from other funds.

DEBT SERVICE

General Debt Service Fund - to account for the accumulation and distribution of resources for the payment of general long-term principal and interest, including general obligation bonds, certificates of obligation, and contractual obligations.

SUMMARY OF OPERATIONS

Fund

04 Debt Service

	Actual 07-08	Budgeted 08-09	Amended 08-09	Approved 09-10
Total Revenues	7,770,515	8,639,200	8,724,200	8,200,200
Total Expenditures	7,896,167	8,677,000	8,617,600	8,688,550
Excess Revenues Over (Under) Expenditures	(125,652)	(37,800)	106,600	(488,350)
Net Other Financing Sources (Uses)	(139,479)	-	(50,000)	-
Net Gain (Loss)	(265,131)	(37,800)	56,600	(488,350)
Fund Balance - Beginning	1,055,882	391,432	790,752	847,352
Fund Balance - Ending	790,752	353,632	847,352	359,002

SUMMARY OF REVENUES

Fund

04 Debt Service

Account	Description	Actual 07-08	Budgeted 08-09	Amended 08-09	Approved 09-10
4001	Interest Earnings	84,075	65,000	10,000	10,000
4100	Current Taxes	7,550,154	8,499,200	8,499,200	8,055,200
4105	Delinquent Taxes	63,212	40,000	85,000	60,000
4110	Penalty & Interest	73,074	35,000	70,000	40,000
4674	Roadway Impact Fees	-	-	60,000	35,000
Total Revenues		7,770,515	8,639,200	8,724,200	8,200,200

SUMMARY OF OPERATING TRANSFERS

Fund

04 Debt Service

	Actual 07-08	Budgeted 08-09	Amended 08-09	Approved 09-10
Other Financing Sources	110,721			
Total Other Financing Sources	110,721	-	-	-
Other Financing Uses				
To Harbor Debt Service	250,200	-	50,000	-
Total Other Financing Uses	250,200	-	50,000	-
Net Other Financing Sources (Uses)	(139,479)	-	(50,000)	-

SUMMARY OF EXPENDITURES

Fund

04 Debt Service

	Actual 07-08	Budgeted 08-09	Amended 08-09	Approved 09-10
Debt Service	7,896,167	8,677,000	8,617,600	8,688,550
Total Expenditures	7,896,167	8,677,000	8,617,600	8,688,550

DEBT SERVICE

Harbor Debt Service Fund - to account for the accumulation and distribution of resources for the payment of principal and interest, including Certificates of Obligation issued for completion of Harbor Project Public Improvements.

Revenues are property tax increases generated in the TIF Zone by City and County as well as other available revenues in the Zone.

SUMMARY OF OPERATIONS

Fund

05 Harbor Debt Service

	Actual 07-08	Budgeted 08-09	Amended 08-09	Approved 09-10
Total Revenues	667,558	894,000	853,250	862,850
Total Expenditures	900,744	894,000	894,000	892,350
Excess Revenues Over (Under) Expenditures	(233,186)	-	(40,750)	(29,500)
Net Other Financing Sources (Uses)	250,200	-	50,000	-
Net Gain (Loss)	17,014	-	9,250	(29,500)
Fund Balance - Beginning	27,438	27,388	44,452	53,702
Fund Balance - Ending	44,452	27,388	53,702	24,202

SUMMARY OF REVENUES

Fund

05 Harbor Debt Service

Account	Description	Actual 07-08	Budgeted 08-09	Amended 08-09	Approved 09-10
4001	Interest Earnings	-	-		
4100	Current Taxes	415,867	560,400	569,650	572,150
4105	Delinquent Taxes	1,540	-	-	-
4150	Sales Taxes	250,151	333,600	283,600	290,700
Total Revenues		667,558	894,000	853,250	862,850

SUMMARY OF OPERATING TRANSFERS

Fund

05 Harbor Debt Service

	Actual 07-08	Budgeted 08-09	Amended 08-09	Approved 09-10
Other Financing Sources				
Operating Transfers In:				
From EDC - Debt	-	-	-	-
From Debt Service Fund	250,200	-	50,000	-
Total Other Financing Sources	250,200	-	50,000	-
Other Financing Uses				
To EDC - Sales Tax	-	-	-	-
Total Other Financing Uses	-	-	-	-
Net Other Financing Sources (Uses)	250,200	-	50,000	-

SUMMARY OF EXPENDITURES

Fund

05 Harbor Debt Service

	Actual 07-08	Budgeted 08-09	Amended 08-09	Approved 09-10
Debt Service	900,744	894,000	894,000	892,350
Total Expenditures	900,744	894,000	894,000	892,350

GENERAL FUND

General Fund - to account for resources traditionally associated with governments which are not required to be accounted for in another fund.

SUMMARY OF OPERATIONS

Fund

01 General

	Actual 07-08	Budgeted 08-09	Amended 08-09	Approved 09-10
Total Revenues	21,425,344	21,905,000	22,540,900	22,829,800
Total Operating Expenditures	19,926,294	21,246,900	20,900,650	21,875,100
Capital Reserve Expenditures	125,800	375,500	500,450	-
Excess Revenues Over (Under) Expenditures	1,373,250	282,600	1,139,800	954,700
Net Other Financing Sources (Uses)	(1,443,131)	(661,350)	(1,697,850)	(919,550)
Net Gain (Loss)	(69,881)	(378,750)	(558,050)	35,150
Fund Balance - Beginning	8,336,696	7,829,856	8,266,815	7,708,765
Fund Balance - Ending	8,266,815	7,451,106	7,708,765	7,743,915

SUMMARY OF REVENUES

Fund

01 General

Account	Description	Actual 07-08	Budgeted 08-09	Amended 08-09	Approved 09-10
4100	Current Taxes	6,474,099	6,988,350	7,000,000	7,653,200
4105	Delinquent Taxes	64,503	74,000	80,000	74,000
4110	Penalty & Interest	65,693	58,000	66,000	58,000
Total Property Taxes		6,604,295	7,120,350	7,146,000	7,785,200
4150	Sales Taxes	9,502,054	9,715,900	9,920,000	9,975,000
4155	Beverage Taxes	138,901	135,000	154,000	142,000
Total Sales Taxes		9,640,955	9,850,900	10,074,000	10,117,000
4201	Electrical Franchise	1,318,175	1,350,000	1,380,000	1,400,000
4203	Telephone Franchise	173,778	175,000	175,000	175,000
4205	Gas Franchise	387,331	375,000	501,000	425,000
4207	Cable TV Franchise	148,100	135,000	175,000	175,000
4209	Garbage Franchise	152,463	180,000	180,000	180,000
Total Franchise		2,179,847	2,215,000	2,411,000	2,355,000
4250	Park & Recreation Fees	26,428	24,000	30,000	24,000
4251	Municipal Pool Fees	12,793	11,000	13,000	11,000
4253	Center Rentals	25,527	21,000	27,000	21,000
4255	Harbor Rentals	12,055	10,000	2,500	5,000
4260	Tax Certificate Fees	340	500	500	500
4270	Code Enforcement Fees	1,338	1,000	6,000	2,000
4280	Planning & Zoning Fees	32,984	50,000	25,000	25,000
4283	Construction Fees	207,660	175,000	100,000	75,000
4295	Fire - Plans	36,385	15,000	25,000	10,000
Total Fees		355,510	307,500	229,000	173,500

Summary of Revenues, Cont'd.

Account	Description	Actual 07-08	Budgeted 08-09	Amended 08-09	Approved 09-10
4300	Building Permits	741,522	525,000	740,000	525,000
4302	Fence Permits	17,155	20,000	16,000	20,000
4304	Electrical Permits	19,604	22,000	16,000	22,000
4306	Plumbing Permits	41,409	45,000	39,000	45,000
4308	Mechanical Permits	26,124	16,000	23,000	16,000
4310	Daycare Center Permits	2,830	2,000	2,000	2,000
4312	Health Permits	61,181	75,500	63,500	63,500
4314	Sign Permits	30,825	22,000	15,000	22,000
4288	Beverage Permits	6,599	1,250	2,250	2,250
4320	Miscellaneous Permits	36,052	28,000	28,000	28,000
Total Permits		983,300	756,750	944,750	745,750
4400	Court Fines	501,874	470,000	520,000	500,000
4402	Court Fees	139,932	145,000	145,000	145,000
4404	Warrant Fees	62,893	58,000	70,000	65,000
4406	Court Deferral Fees	228,669	235,000	235,000	235,000
4408	Animal Control Fees	54,823	50,000	70,000	50,000
4414	Alarm Fees and Fines	-	45,000	35,000	45,000
Total Municipal Court		988,190	1,003,000	1,075,000	1,040,000
4001	Interest Earnings	168,490	210,000	150,000	110,000
4007	Sale of Supplies	2,912	3,000	3,000	2,000
4019	Other	218,123	75,000	140,000	75,000
4050	Donation-Allied	-	10,000	10,000	10,000
Total Miscellaneous		389,525	298,000	303,000	197,000
4500	Grant Proceeds	26,073	-	9,650	-
4510	School Patrol	121,280	177,000	177,000	235,250
4520	County Contracts	45,219	24,000	19,000	18,000
4530	City Contracts	91,152	152,500	152,500	163,100
Total Intergovernmental		283,724	353,500	358,150	416,350
Total Revenues		21,425,344	21,905,000	22,540,900	22,829,800

SUMMARY OF OPERATING TRANSFERS

Fund

01 General

	Actual 07-08	Budgeted 08-09	Amended 08-09	Approved 09-10
Other Financing Sources				
Operating Transfers In:				
From Water & Sewer	538,100	589,600	589,600	598,900
From Recreational Development	50,000	50,000	50,000	50,000
From Court Security/Tech Fees	45,000	47,000	47,000	31,000
From Police Seizures Awarded	-	68,200	68,200	41,300
From Siren Fund	-	-	-	-
Total Other Financing Sources	633,100	754,800	754,800	721,200
Other Financing Uses				
Operating Transfers Out:				
To Airport Fund	-	10,000	10,000	-
To Radio Fund	92,100	125,000	120,000	115,000
To Special Crimes Unit	70,000	-	-	55,750
To Employee Benefit Fund (Ins.)	1,316,250	1,160,000	1,310,000	1,360,000
To Capital Projects Fund	479,781	-	60,000	-
To Bond Projects	-	-	831,500	-
To Tech. Replacement Fund	118,100	121,150	121,150	110,000
Total Other Financing Uses	2,076,231	1,416,150	2,452,650	1,640,750
Net Other Financing Sources (Uses)	(1,443,131)	(661,350)	(1,697,850)	(919,550)

*Amended transfer to Bond Projects is from reserves for Fire Stations 3 and 4

SUMMARY OF EXPENDITURES

Fund

01 General

Dept.	Div.	Actual 07-08	Budgeted 08-09	Amended 08-09	Approved 09-10	
10	01	Mayor/Council	117,366	122,700	111,500	118,700
10	05	Administration	1,501,058	1,524,550	1,543,650	1,565,950
10	06	Administrative Services	476,305	490,700	484,800	476,300
10	09	Internal Operations	1,080,374	1,059,200	1,049,900	1,071,200
15	11	Finance	953,282	1,027,400	1,024,700	1,031,800
15	15	Municipal Court	311,706	325,200	321,100	329,050
20	25	Fire Operations	1,101,407	1,495,650	1,277,500	1,796,900
20	29	Fire Marshal	347,619	404,550	402,300	376,650
30	31	Police Administration	719,021	758,850	748,300	751,300
30	32	Communications	700,965	801,600	771,050	783,400
30	33	Patrol	3,653,882	4,057,700	4,021,900	4,032,550
30	34	CID	559,579	657,850	654,350	651,500
30	35	Community Services	487,935	515,050	523,200	585,600
30	36	Warrants	208,574	217,600	218,600	219,350
30	37	Records	286,582	296,000	289,350	296,700
40	41	Planning	601,263	759,050	846,050	650,350
40	42	Code Enforcement	522,754	554,000	516,150	510,700
40	43	Building Inspections	656,423	634,850	640,150	637,050
40	44	Animal Services	438,726	505,500	521,600	496,800
45	45	Parks	1,497,467	1,476,250	1,505,300	1,523,350
45	46	Harbor O&M	368,052	398,250	432,900	431,500
45	47	Recreation	815,240	816,400	840,850	827,950
45	49	Streets	1,574,332	1,726,550	1,697,550	1,729,850
50	53	Engineering	1,072,182	996,950	958,350	980,600
			20,052,094	21,622,400	21,401,100	21,875,100
Less Capital Reserve			125,800	375,500	500,450	-
Total Operating Expenditures			19,926,294	21,246,900	20,900,650	21,875,100

Amended Reserve Expenditures - Fiscal Year 2009

15,800	Destination Boot Camp
30,000	Legislative activities
50,000	Ordinance Review
220,000	PD-32 Consulting
56,650	Main Street Program
9,500	First Lady Visit
25,000	LRE Demolitions
20,500	Animal Shelter security cameras
73,000	Summer Lee Guardrail
	500,450

DIVISION SUMMARY

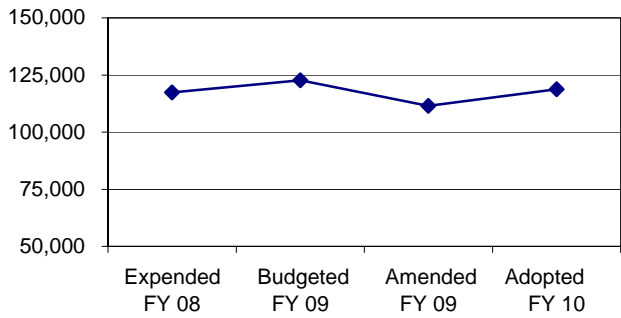
Fund	Department	Division
01 General	10 General Government	01 Mayor/Council

Expenditure Summary

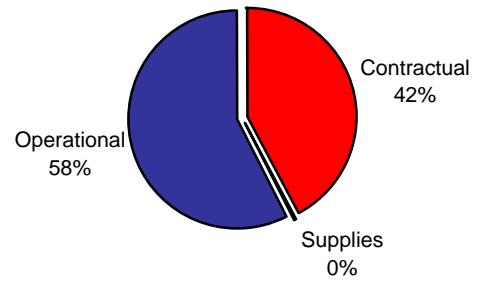
	Actual 07-08	Budgeted 08-09	Amended 08-09	Approved 09-10
Contractual	48,827	50,000	48,000	50,000
Supplies	502	400	400	400
Operational	68,038	72,300	63,100	68,300
Total	117,366	122,700	111,500	118,700

Activity Trends

Financial History



FY 2010 Expenditures by Category



Fund	Department	Division
01 General Fund	10 Administration	01 Mayor/Council

ACCOUNT	2008 Actual Expense	2009 Adopted Budget	2009 Amended Budget	2010 Approved Budget
----------------	------------------------------------	------------------------------------	------------------------------------	-------------------------------------

20 Contractual

0221 INSURANCE-PUBLIC OFFICIAL	48,827	50,000	48,000	50,000
--------------------------------	--------	--------	--------	--------

Contractual TOTAL :	48,827	50,000	48,000	50,000
--------------------------------------	---------------	---------------	---------------	---------------

30 Supplies

0310 PRINTING & BINDING	179.99	300	300	300
0347 GENERAL MAINT. SUPPLY	321.59	100	100	100

Supplies TOTAL :	501.58	400	400	400
-----------------------------------	---------------	------------	------------	------------

40 Operational

0401 COUNCIL COMPENSATION	22,500	22,500	22,500	22,500
0402 YOUTH ADVISORY COUNCIL	1,554	2,000	2,000	2,000
0404 ELECTION EXPENSES	9,252	9,300	100	9,300
0410 DUES & SUBSCRIPTIONS	9,569	10,000	10,000	10,000
0420 AWARDS	8,809	8,500	8,500	8,500
0428 OTHER	3,508	3,000	3,000	3,000
0430 TUITION & TRAINING	5,195	5,000	5,000	5,000
0436 TRAVEL	7,651	12,000	12,000	8,000

Operational TOTAL :	68,038	72,300	63,100	68,300
--------------------------------------	---------------	---------------	---------------	---------------

MAYOR/COUNCIL TOTAL :	117,366	122,700	111,500	118,700
------------------------------	----------------	----------------	----------------	----------------

DIVISION SUMMARY

Fund	Department	Division
01 General	10 General Government	05 Administration

Expenditure Summary

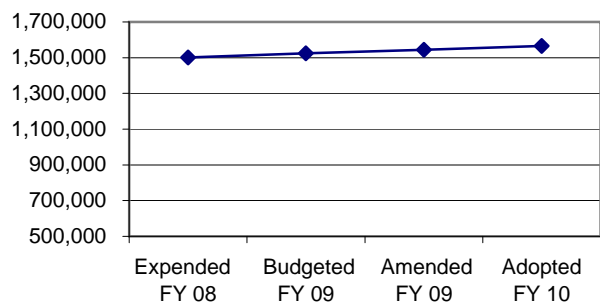
	Actual 07-08	Budgeted 08-09	Amended 08-09	Approved 09-10
Personnel	660,286	712,350	690,950	692,800
Contractual	751,430	734,900	775,400	795,850
Supplies	31,326	26,200	26,200	26,200
Operational	53,448	47,500	47,500	47,500
Utilities	3,715	3,600	3,600	3,600
Capital	852	-	-	-
Total	1,501,058	1,524,550	1,543,650	1,565,950

Personnel Schedule

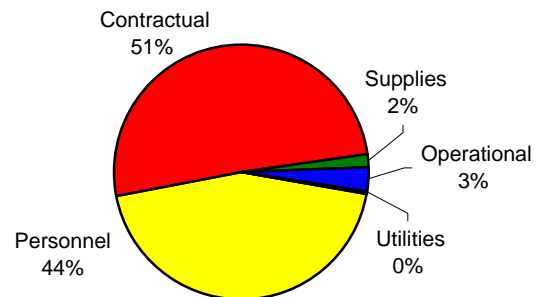
<u>Position</u>	<u>Classification</u>	<u>FY 09 Approved</u>	<u>FY 10 Approved</u>
City Manager	-	1	1
Assistant City Manager	-	1	1
Internal Operations Manager	26	1	1
Assistant to the City Manager/ City Secretary	23	1	1
Management Analyst	19	1	1
Assistant to the City Secretary	15	1	1
Intern	-	1	1

Activity Trends

Financial History



FY 2010 Expenditures by Category



Fund	Department	Division
01 General Fund	10 Administration	05 Administration

ACCOUNT	2008 Actual Expense	2009 Adopted Budget	2009 Amended Budget	2010 Approved Budget
----------------	------------------------------------	------------------------------------	------------------------------------	-------------------------------------

10 Salaries & Wages

0101	SALARIES & WAGES-SUPERVISOR	297,577	316,300	317,400	317,400
0104	SALARIES & WAGES-CLERICAL	229,177	255,600	231,600	233,500

Salaries & Wages TOTAL:	526,754	571,900	549,000	550,900
----------------------------------------------	----------------	----------------	----------------	----------------

15 Benefits

0114	LONGEVITY PAY	4,387	4,350	4,550	4,700
0116	AUTO ALLOWANCE	18,600	18,600	18,600	18,600
0120	FICA & MEDICARE EXPENSE	44,505	46,800	48,900	44,400
0122	T.M.R.S. RETIREMENT EXP.	66,041	70,700	69,900	74,200

Benefits TOTAL:	133,532	140,450	141,950	141,900
----------------------------------	----------------	----------------	----------------	----------------

20 Contractual

0207	APPRAISAL & COLLECTION	161,107	151,000	200,000	211,900
------	------------------------	---------	---------	---------	---------

DOCUMENTS FOR ACCOUNT . . . : 01-10-05-0207

RCAD Budget

The budget estimate for fiscal year 2009 provided by RCAD was incorrect and will have to be increased for both years 2009 and 2010.

0208	E.S. CORP CONTRACT	201,120	203,450	203,450	204,200
0211	LEGAL	180,094	200,000	200,000	200,000
0213	CONSULTING FEES	129,642	94,700	94,700	100,000

DOCUMENTS FOR ACCOUNT . . . : 01-10-05-0213

Consulting

- \$ 10,000 Appraisals
- 2,500 Environmental Studies
- 25,200 Public Relations Writing
- 2,000 Citizen Survey/Focus Groups
- 30,000 Process Audits/C3 projects
- 8,000 Annual Report Design
- 22,300 Miscellaneous, including golf course

Fund	Department	Division
01 General Fund	10 Administration	05 Administration

ACCOUNT	2008 Actual Expense	2009 Adopted Budget	2009 Amended Budget	2010 Approved Budget
0231 SERVICE-MAINT. CONTRACTS	25,141	26,800	17,300	20,800
0233 ADVERTISING	6,520	4,000	5,000	4,000
0236 COMMUNITY SERVICES	41,148	47,500	47,500	47,500
0240 EQUIPMENT REPAIRS	370	500	500	500
0242 EQUIPMENT RENTAL & LEASE	6,288	6,950	6,950	6,950
Contractual TOTAL:	751,430	734,900	775,400	795,850

30 Supplies

0301 OFFICE SUPPLIES	3,738	1,850	1,850	1,850
0310 PRINTING & BINDING	27,173	23,850	23,850	23,850
0347 GENERAL MAINT. SUPPLY	414.7	500	500	500
Supplies TOTAL:	31,326	26,200	26,200	26,200

40 Operational

0254 RECORDING FEES	3,616	4,000	4,000	4,000
0410 DUES & SUBSCRIPTIONS	19,201	15,000	15,000	15,000
0428 OTHER	9,262	8,500	8,500	8,500
0430 TUITION & TRAINING	8,660	8,000	3,000	8,000
0436 TRAVEL	12,709	12,000	17,000	12,000
Operational TOTAL:	53,448	47,500	47,500	47,500

50 Utilities

0507 CELLULAR TELEPHONE	3,715	3,600	3,600	3,600
Utilities TOTAL:	3,715	3,600	3,600	3,600

60 Capital

0610 FURNITURE & FIXTURES	852	0	0	0
Capital TOTAL:	852	0	0	0

Administration TOTAL . . .:	1,501,058	1,524,550	1,543,650	1,565,950
------------------------------------	------------------	------------------	------------------	------------------

DIVISION SUMMARY

Fund	Department	Division
01 General	10 General Government	06 Admin. Services

Expenditure Summary

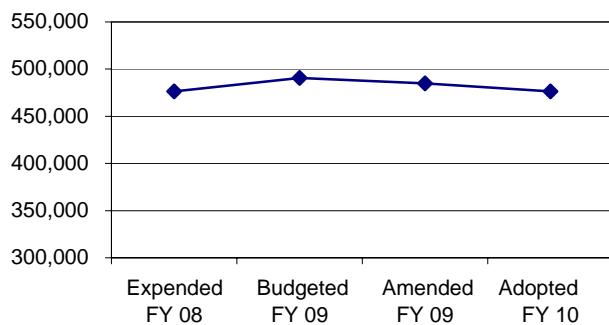
	Actual 07-08	Budgeted 08-09	Amended 08-09	Approved 09-10
Personnel	409,745	429,400	416,050	410,100
Contractual	10,473	5,000	12,050	10,000
Supplies	3,527	2,500	2,500	2,500
Operational	50,951	51,700	52,100	51,600
Utilities	1,609	2,100	2,100	2,100
Total	476,305	490,700	484,800	476,300

Personnel Schedule

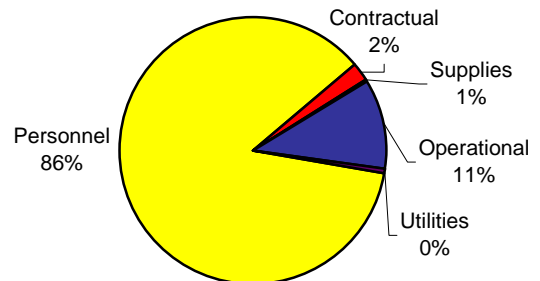
<u>Position</u>	<u>Classification</u>	<u>FY 09 Approved</u>	<u>FY 10 Approved</u>
Administrative Services Director	32	1	1
HR Supervisor	22	1	1
HR Specialist	14	2	2
Administrative Secretary	11	1	1

Activity Trends

Financial History



FY 2010 Expenditures by Category



Fund	Department	Division
01 General Fund	10 Administration	06 Admin. Services

ACCOUNT	2008 Actual Expense	2009 Adopted Budget	2009 Amended Budget	2010 Approved Budget
----------------	------------------------------------	------------------------------------	------------------------------------	-------------------------------------

10 Salaries & Wages

0101	SALARIES & WAGES-SUPERVISOR	109,716	116,700	115,200	116,700
0104	SALARIES & WAGES-CLERICAL	194,540	200,700	201,200	197,800
0109	SALARIES & WAGES-OVERTIME	19	0	0	0
0112	INCENTIVE PAY	33,741	40,000	25,000	20,000

Salaries & Wages TOTAL:	338,016	357,400	341,400	334,500
----------------------------------------------	----------------	----------------	----------------	----------------

15 Benefits

0113	EDUCATION/CERTIFICATE PAY	0	1,200	1,200	1,200
0114	LONGEVITY PAY	1,884	2,000	1,950	1,900
0116	AUTO ALLOWANCE	3,600	3,600	3,600	3,600
0120	FICA & MEDICARE EXPENSE	22,178	23,400	23,500	23,400
0122	T.M.R.S. RETIREMENT EXP.	36,547	39,800	40,400	43,500
0128	UNEMPLOYMENT INS.	7,519	2,000	4,000	2,000

Benefits TOTAL:	71,729	72,000	74,650	75,600
----------------------------------	---------------	---------------	---------------	---------------

20 Contractual

0211	LEGAL	8325	5,000	10,000	10,000
0232	TEMPORARY LABOR SERVICES	2,148	0	2,050	0

Contractual TOTAL:	10,473	5,000	12,050	10,000
-------------------------------------	---------------	--------------	---------------	---------------

30 Supplies

0301	OFFICE SUPPLIES	2,496	1,000	1,000	1,000
0310	PRINTING & BINDING	303	1,000	1,000	1,000
0347	GENERAL MAINT. SUPPLY	728.46	500	500	500

Supplies TOTAL:	3,527	2,500	2,500	2,500
----------------------------------	--------------	--------------	--------------	--------------

Fund	Department	Division
01 General Fund	10 Administration	06 Admin. Services

ACCOUNT	2008 Actual Expense	2009 Adopted Budget	2009 Amended Budget	2010 Approved Budget
----------------	------------------------------------	------------------------------------	------------------------------------	-------------------------------------

40 Operational

0410	DUES & SUBSCRIPTIONS	2,045	2,600	2,600	2,600
0415	RECRUITING EXPENSES	266	300	700	1,000
0420	AWARDS	5,500	5,500	5,500	5,500
0422	EMPLOYEE ACTIVITIES	10,989	14,000	14,000	14,000
0430	TUITION & TRAINING	2,833	5,500	5,500	5,500
0435	EMPLOYEE DEVELOPMENT	25,505	18,800	18,800	18,000
0436	TRAVEL	3,813	5,000	5,000	5,000

Operational TOTAL :	50,951	51,700	52,100	51,600
--------------------------------------	---------------	---------------	---------------	---------------

50 Utilities

0507	CELLULAR TELEPHONE	1,609	2,100	2,100	2,100
------	--------------------	-------	-------	-------	-------

Utilities TOTAL :	1,609	2,100	2,100	2,100
------------------------------------	--------------	--------------	--------------	--------------

Administrative Services TOTAL :	476,305	490,700	484,800	476,300
----------------------------------------	----------------	----------------	----------------	----------------

DIVISION SUMMARY

Fund	Department	Division
01 General	10 Administration	09 Internal Operations

Expenditure Summary

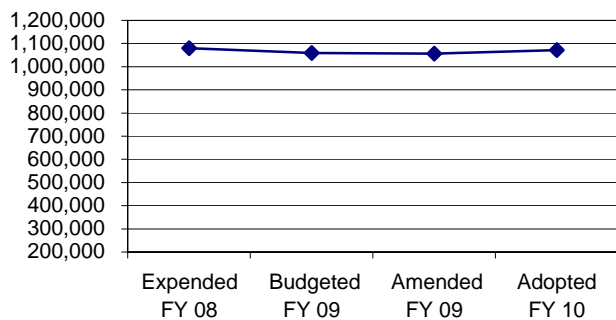
	Actual 07-08	Budgeted 08-09	Amended 08-09	Approved 09-10
Personnel	450,770	493,850	490,550	484,100
Contractual	175,888	171,100	171,100	170,100
Supplies	87,351	59,150	56,900	56,400
Operational	1,920	1,500	1,250	500
Utilities	364,446	333,600	336,100	360,100
Total	1,080,374	1,059,200	1,055,900	1,071,200

Personnel Schedule

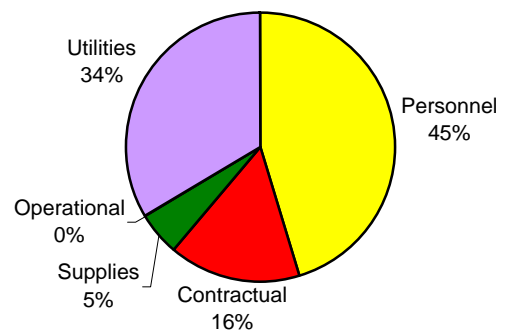
<u>Position</u>	<u>Classification</u>	<u>FY 09 Approved</u>	<u>FY 10 Approved</u>
Facilities Superintendent	22	1	1
Internal Operations Coordinator	14	1	1
Bldg. Maintenance Technician	8	3	3
Lead Custodian	8	2	2
Custodian	5	4	4

Activity Trends

Financial History



FY 2010 Expenditures by Category



Fund	Department	Division
01 General Fund	10 Administration	09 Internal Operations

ACCOUNT	2008 Actual Expense	2009 Adopted Budget	2009 Amended Budget	2010 Approved Budget
----------------	------------------------------------	------------------------------------	------------------------------------	-------------------------------------

10 Salaries & Wages

0101	SALARIES & WAGES-SUPERVISOR	0	63,600	63,600	63,600
0104	SALARIES & WAGES-CLERICAL	44,077	46,600	46,200	46,600
0107	SALARIES & WAGES-LABOR	320,335	292,400	287,700	280,900
0109	SALARIES & WAGES-OVERTIME	7,911	6,000	4,000	4,000

Salaries & Wages TOTAL:	372,323	408,600	401,500	395,100
----------------------------------------------	----------------	----------------	----------------	----------------

15 Benefits

0113	EDUCATION/CERTIFICATE PAY	0	0	1,200	600
0114	LONGEVITY PAY	3,340	3,950	3,950	4,400
0120	FICA & MEDICARE EXPENSE	29,074	30,800	31,400	29,900
0122	T.M.R.S. RETIREMENT EXP.	46,034	50,500	52,500	54,100

Benefits TOTAL:	78,447	85,250	89,050	89,000
----------------------------------	---------------	---------------	---------------	---------------

20 Contractual

0231	SERVICE-MAINT. CONTRACTS	90,950	91,700	91,700	91,700
0237	UNIFORM SERVICE	3,176	3,000	3,000	2,500
0240	EQUIPMENT REPAIRS	21,424	8,000	8,000	8,000
0242	EQUIPMENT RENTAL & LEASE	561.23	1,000	1,000	500
0244	BUILDING REPAIRS	38,421	50,000	50,000	50,000
0246	VEHICLE REPAIRS	2,905	3,500	3,500	3,500
0272	JANITORIAL SERVICES	18,451	13,900	13,900	13,900

Contractual TOTAL:	175,888	171,100	171,100	170,100
-------------------------------------	----------------	----------------	----------------	----------------

30 Supplies

0301	OFFICE SUPPLIES	767.77	900	900	900
0323	SMALL TOOLS	2,075	2,000	2,000	1,500
0331	FUEL & LUBRICANTS	13,309	11,250	9,000	9,000
0335	PROPANE	28,434	0	0	0
0345	CLEANING SUPPLIES	15,003	15,000	15,000	15,000
0347	GENERAL MAINT. SUPPLY	27,762	30,000	30,000	30,000

Supplies TOTAL:	87,351	59,150	56,900	56,400
----------------------------------	---------------	---------------	---------------	---------------

Fund	Department	Division
01 General Fund	10 Administration	09 Internal Operations

ACCOUNT	2008 Actual Expense	2009 Adopted Budget	2009 Amended Budget	2010 Approved Budget
----------------	------------------------------------	------------------------------------	------------------------------------	-------------------------------------

40 Operational

0415	RECRUITING EXPENSES	1031.4	0	250	0
0430	TUITION & TRAINING	604.26	1,000	500	500
0436	TRAVEL	283.96	500	500	0

Operational TOTAL :	1,920	1,500	1,250	500
--------------------------------------	--------------	--------------	--------------	------------

50 Utilities

0501	ELECTRICITY	194,445	207,400	213,400	223,000
------	-------------	---------	---------	---------	---------

DOCUMENTS FOR ACCOUNT . . . : 01-10-09-0501 **Adding FS #3 and #4**

We're adding Fire Stations #3 and #4 while reflecting a reduction in electric usage for all City facilities as established in the Internal Operations Department Green Action Plan.

0507	CELLULAR TELEPHONE	3,925	4,200	4,200	4,000
0508	TELEPHONE SERVICE	132,063	85,000	85,000	85,000
0510	NATURAL GAS SERVICE	4,888	7,000	9,500	17,100

DOCUMENTS FOR ACCOUNT . . . : 01-10-09-0510 **Adding FS #3 and #4**

Increase in line item for Fire Stations #3 and #4.

0513	WATER	29,125	30,000	24,000	31,000
------	-------	--------	--------	--------	--------

DOCUMENTS FOR ACCOUNT . . . : 01-10-09-0510 **Adding FS #3 and #4**

Adding Fire Stations #3 and #4. This amount includes a reduction in water consumption at all City facilities as established in the Internal Operations Department Green Action Plan.

Utilities TOTAL :	364,446	333,600	336,100	360,100
------------------------------------	----------------	----------------	----------------	----------------

Internal Operations TOTAL :	1,080,374	1,059,200	1,055,900	1,071,200
------------------------------------	------------------	------------------	------------------	------------------

DIVISION SUMMARY

Fund	Department	Division
01 General	15 Finance	11 Fiscal Services

Expenditure Summary

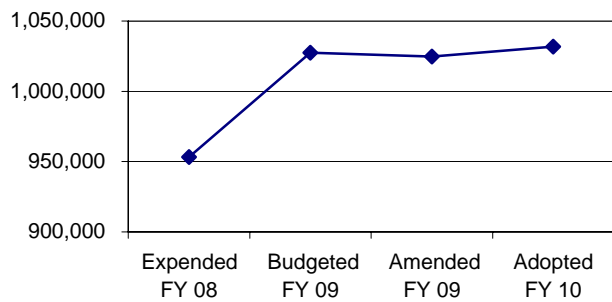
	Actual 07-08	Budgeted 08-09	Amended 08-09	Approved 09-10
Personnel	622,771	655,900	658,900	663,550
Contractual	256,103	268,000	267,500	267,950
Supplies	60,193	86,200	82,000	84,000
Operational	12,427	15,500	14,500	14,500
Utilities	1,788	1,800	1,800	1,800
Total	953,282	1,027,400	1,024,700	1,031,800

Personnel Schedule

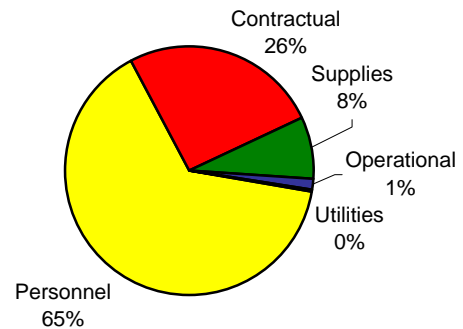
<u>Position</u>	<u>Classification</u>	<u>FY 09 Approved</u>	<u>FY 10 Approved</u>
Director of Finance	33	1	1
Capital Projects Accountant	22	1	1
Purchasing Agent	22	1	1
Network Administrator	22	1	1
Network Technology Technician	18	1	1
Finance Clerk - Payroll	14	1	1
Finance Clerk - A/P	13	1	1
Inventory Control Clerk	13	1	1

Activity Trends

Financial History



FY 2010 Expenditures by Category



Fund	Department	Division
01 General Fund	15 Finance	11 Fiscal Services

ACCOUNT	2008 Actual Expense	2009 Adopted Budget	2009 Amended Budget	2010 Approved Budget
----------------	------------------------------------	------------------------------------	------------------------------------	-------------------------------------

10 Salaries & Wages

0101	SALARIES & WAGES-SUPERVISOR	119,597	127,500	127,800	127,500
0104	SALARIES & WAGES-CLERICAL	391,708	411,300	410,300	411,300
0109	SALARIES & WAGES-OVERTIME	208	300	200	300

Salaries & Wages TOTAL:	511,513	539,100	538,300	539,100
----------------------------------------------	----------------	----------------	----------------	----------------

15 Benefits

0113	EDUCATION/CERTIFICATE PAY	1,235	1,200	1,200	1,200
0114	LONGEVITY PAY	4,193	4,800	4,800	5,250
0116	AUTO ALLOWANCE	3,600	3,600	3,600	3,600
0120	FICA & MEDICARE EXPENSE	38,265	39,600	40,800	39,900
0122	T.M.R.S. RETIREMENT EXP.	63,966	67,600	70,200	74,500

Benefits TOTAL:	111,258	116,800	120,600	124,450
----------------------------------	----------------	----------------	----------------	----------------

20 Contractual

0210	AUDITING	29,000	29,000	29,000	29,000
0217	IT SERVICE	58,942	59,300	59,300	59,300
0223	INSURANCE-SURETY BONDS	400	500	500	450
0225	INSURANCE-AUTOMOBILES	34,000	36,000	36,000	36,000
0227	INSURANCE-REAL PROPERTY	36,000	38,000	38,000	38,000
0228	INSURANCE-CLAIMS & DED.	18,204	20,000	20,000	20,000
0229	INSURANCE-LIABILITY	35,695	38,000	38,000	38,000
0231	SERVICE-MAINT. CONTRACTS	40,350	43,000	43,000	43,000
0233	ADVERTISING	579	1,000	500	1,000
0240	EQUIPMENT REPAIRS	405	500	500	500
0242	EQUIPMENT RENTAL & LEASE	2,528	2,700	2,700	2,700

Contractual TOTAL:	256,103	268,000	267,500	267,950
-------------------------------------	----------------	----------------	----------------	----------------

Fund	Department	Division
01 General Fund	15 Finance	11 Fiscal Services

ACCOUNT	2008 Actual Expense	2009 Adopted Budget	2009 Amended Budget	2010 Approved Budget
----------------	------------------------------------	------------------------------------	------------------------------------	-------------------------------------

30 Supplies

0301	OFFICE SUPPLIES	2,622	2,250	2,250	2,250
0303	COMPUTER SUPPLIES	14,994	15,000	15,000	15,000
0305	COPY MACHINE SUPPLY	11,012	38,200	33,000	33,000
0307	POSTAGE	27,631	28,000	28,000	31,000
0310	PRINTING & BINDING	2,974	2,000	3,000	2,000
0347	GENERAL MAINT. SUPPLY	961	750	750	750

Supplies TOTAL :	60,193	86,200	82,000	84,000
-----------------------------------	---------------	---------------	---------------	---------------

40 Operational

0410	DUES & SUBSCRIPTIONS	3,450	3,500	3,500	3,500
0430	TUITION & TRAINING	4,240	6,000	5,000	5,000
0436	TRAVEL	4,738	6,000	6,000	6,000

Operational TOTAL :	12,427	15,500	14,500	14,500
--------------------------------------	---------------	---------------	---------------	---------------

50 Utilities

0507	CELLULAR TELEPHONE	1,788	1,800	1,800	1,800
------	--------------------	-------	-------	-------	-------

Utilities TOTAL :	1,788	1,800	1,800	1,800
------------------------------------	--------------	--------------	--------------	--------------

FINANCE TOTAL . . :	953,282	1,027,400	1,024,700	1,031,800
----------------------------	----------------	------------------	------------------	------------------

DIVISION SUMMARY

Fund	Department	Division
01 General	15 Finance	15 Municipal Court

Expenditure Summary

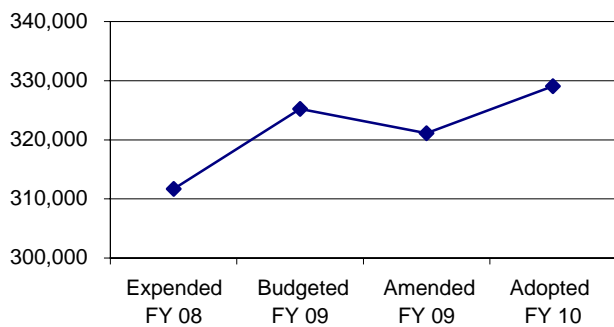
	Actual 07-08	Budgeted 08-09	Amended 08-09	Approved 09-10
Personnel	235,044	246,850	242,550	249,700
Contractual	68,404	68,100	68,100	69,100
Supplies	5,003	5,750	5,750	5,750
Operational	3,255	4,500	4,700	4,500
Total	311,706	325,200	321,100	329,050

Personnel Schedule

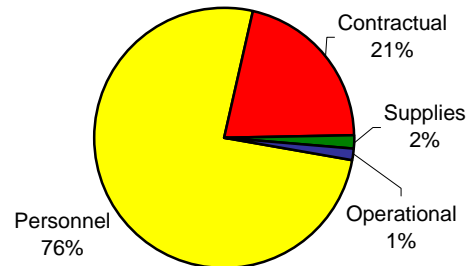
<u>Position</u>	<u>Classification</u>	<u>FY 09 Approved</u>	<u>FY 10 Approved</u>
Municipal Court Clerk Supervisor	20	1	1
Deputy Municipal Court Clerk II	12	2	2
Deputy Municipal Court Clerk I	10	1	1

Activity Trends

Financial History



FY 2010 Expenditures by Category



Fund	Department	Division		
01 General Fund	15 Finance	15 Municipal Court		
ACCOUNT	2008 Actual Expense	2009 Adopted Budget	2009 Amended Budget	2010 Approved Budget
10 Salaries & Wages				
0101 SALARIES & WAGES-SUPERVISOR	71,560	75,400	75,600	75,400
0104 SALARIES & WAGES-CLERICAL	121,174	125,800	120,000	125,800
0109 SALARIES & WAGES-OVERTIME	1,347	2,000	2,600	2,000
Salaries & Wages TOTAL:	194,080	203,200	198,200	203,200
15 Benefits				
0113 EDUCATION/CERTIFICATE PAY	300	600	600	600
0114 LONGEVITY PAY	2,210	2,450	2,450	2,700
0120 FICA & MEDICARE EXPENSE	14,460	15,400	15,600	15,400
0122 T.M.R.S. RETIREMENT EXP.	23,994	25,200	25,700	27,800
Benefits TOTAL:	40,964	43,650	44,350	46,500
20 Contractual				
0211 LEGAL	52,658	51,300	51,300	51,300
0231 SERVICE-MAINT. CONTRACTS	10,306	10,900	10,900	11,900
0240 EQUIPMENT REPAIRS	0	500	500	500
0242 EQUIPMENT RENTAL & LEASE	5,440	5,400	5,400	5,400
Contractual TOTAL:	68,404	68,100	68,100	69,100
30 Supplies				
0301 OFFICE SUPPLIES	1,756	1,500	1,500	1,500
0310 PRINTING & BINDING	2,504	3,500	3,500	3,500
0347 GENERAL MAINT. SUPPLY	743	750	750	750
Supplies TOTAL:	5,003	5,750	5,750	5,750
40 Operational				
0407 JURY EXPENSE	990	1,000	1,000	1,000
0410 DUES & SUBSCRIPTIONS	411	500	500	500
0430 TUITION & TRAINING	415	1,200	1,200	1,000
0436 TRAVEL	1,439	1,800	2,000	2,000
Operational TOTAL:	3,255	4,500	4,700	4,500
Municipal Court TOTAL . . .:	311,706	325,200	321,100	329,050

DIVISION SUMMARY

Fund	Department	Division
01 General	20 Fire	25 Fire Operations

Expenditure Summary

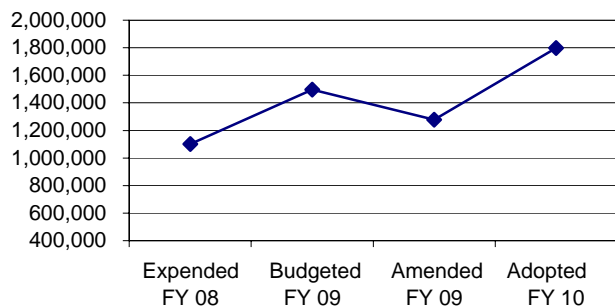
	Actual 07-08	Budgeted 08-09	Amended 08-09	Approved 09-10
Personnel	882,159	1,255,000	1,048,400	1,556,900
Contractual	112,783	134,050	126,500	134,400
Supplies	74,611	72,600	68,600	68,600
Operational	28,165	31,200	31,200	34,200
Utilities	1,895	2,800	2,800	2,800
Capital	1,795	-	-	-
Total	1,101,407	1,495,650	1,277,500	1,796,900

Personnel Schedule

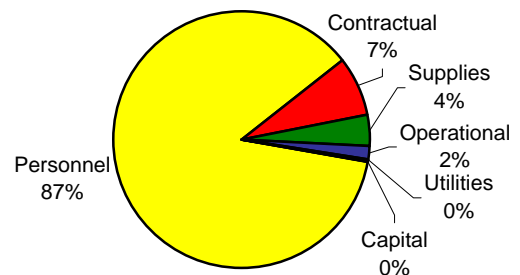
<u>Position</u>	<u>Classification</u>	<u>FY 09 Approved</u>	<u>FY 10 Approved</u>
Fire Chief	33	1	1
Battalion Chief	F8	1	1
Captain/Drivers	F7	3	3
Firefighter/Driver/Operator	F6	6	6
Administrative Assistant	15	1	1
Administrative Technician	11	1	1
Volunteer Firemen	N/A	49	49
Drivers (P/T)	N/A		

Activity Trends

Financial History



FY 2010 Expenditures by Category



Fund	Department	Division
01 General Fund	20 Fire	25 Fire Operations

ACCOUNT	2008 Actual Expense	2009 Adopted Budget	2009 Amended Budget	2010 Approved Budget
----------------	------------------------------------	------------------------------------	------------------------------------	-------------------------------------

10 Salaries & Wages

0101	SALARIES & WAGES-SUPERVISOR	113,129	120,200	119,000	120,200
0104	SALARIES & WAGES-CLERICAL	94,285	96,800	96,600	96,800
0107	SALARIES & WAGES-LABOR	385,911	666,700	491,700	876,200

DOCUMENTS FOR ACCOUNT . . . : 01-20-25-0107

Volunteer Trainee Program - Add Station

This request is to add trainee shifts to one additional station. Currently, trainees work 4 hour shifts Monday - Friday and 8 hour shifts Saturday and Sunday at both Station 1 and 2 for \$8 per hour.

The Trainee Program was implemented in 2008. Since implementation, 4 trainees have become eligible to work driver shifts and 11 new or existing volunteers are participating in the program. We believe this has been a successful program that benefits both

As with the PT Drivers, trainees are limited to no more than 1,000 hours per year. Recruits must bid on shifts and only one will be on duty with one driver.

Utilizing 2 stations for this program currently costs \$31,400. The cost to add one additional station for this program is \$15,700.

CITY MANAGER'S COMMENTS: *Approved*

DOCUMENTS FOR ACCOUNT . . . : 01-20-25-0107

Current Driver Program

This will be the first full year for the FT Driver Program. The FT drivers will be on duty at 3 stations and PT drivers will cover one station. All 4 stations will have a driver on duty 24-hours per day.

FT drivers will work 24-hour shifts. The cost for 1 Battalion Chief, 3 Captains and 6 Drivers is \$712,700.

PT drivers will work 12-hour shifts Monday - Sunday. They will be responsible for 694 regular shifts and 36 holiday shifts. The cost of this program is \$189,500.

In addition to the PT shifts mentioned above, PT drivers will be needed to fill shifts at stations that would otherwise be left vacant when the FT driver is off for vacation, banked holiday time, or FLSA required Kelly Days. This equates to a minimum of

PT Drivers are compensated at \$20 per hour and \$30 per hour for holiday shifts. Currently we have 27 members who are eligible to drive. Of these, 20 are TCFP certified.

- \$712,700 Full time shift employees
- 189,500 Volunteer driver shifts
- 66,700 Volunteer driver cover FT time off
- 4,500 Volunteer assistant chiefs and secretary
- \$ 973,400 Total (incl FICA/TMRS)

Fund	Department	Division
01 General Fund	20 Fire	25 Fire Operations

ACCOUNT	2008 Actual Expense	2009 Adopted Budget	2009 Amended Budget	2010 Approved Budget
---------	---------------------------	---------------------------	---------------------------	----------------------------

DOCUMENTS FOR ACCOUNT . . . : 01-20-25-0107

Holidays

Approved Holidays (for FT/PT Drivers)

- Thanksgiving Day (Thur) MLK Day (Mon)
- Thanksgiving Fri (Fri) Memorial Day (Mon)
- Christmas Day (Fri) July 5th (Mon) - City observed holiday
- New Year's Day (Fri) Labor Day (Mon)

Approved Holidays (for PT Drivers Only)

- Christmas Eve (Thur)
- New Year's Eve (Thur)
- July 4th (Sun) - City observes Mon for FT personnel

0109	SALARIES & WAGES-OVERTIME	3,333	4,000	5,500	55,900
------	---------------------------	-------	-------	-------	--------

DOCUMENTS FOR ACCOUNT . . . : 01-20-25-0109

Overtime

We anticipate the following overtime associated with the FT Driver Program:

- \$15,500 Required FLSA Overtime
- \$10,100 Holiday (8 holidays with 3 on duty per shift - this is 1/2 time with remaining in labor line)
- \$ 7,000 Continuing Education (Required for Captains and Drivers – 1 shift each)
- \$30,400 After hours/off-duty calls (Structure Fire, Haz Mat, Motor Vehicle Accidents). Each year we average 30 structure fires (3 hours each), 6 Haz Mat incidents (2 hours each) and 17 MVAs with entrapment (1 hour each). We need the FT off duty personnel
- \$ 500 Admin Technician

Comp time can only accrue up to 240 hours. The Battalion Chief is currently at the maximum accrual. His after hours responsibilities are primarily related to training meetings for the volunteer staff and after hours fire calls. It is not practical to r

CITY MANAGER'S COMMENTS: Approved, after hours calls will be funded at 75% since this is primarily an unknown expense.

Salaries & Wages TOTAL :	596,659	887,700	712,800	1,149,100
-----------------------------------------------	----------------	----------------	----------------	------------------

Fund	Department	Division
01 General Fund	20 Fire	25 Fire Operations

ACCOUNT	2008 Actual Expense	2009 Adopted Budget	2009 Amended Budget	2010 Approved Budget
----------------	------------------------------------	------------------------------------	------------------------------------	-------------------------------------

15 Benefits

0113	EDUCATION/CERTIFICATE PAY	22,021	35,000	30,000	30,000
0114	LONGEVITY PAY	29,665	33,800	29,100	30,200
0115	FIREMEN-INCENTIVE PAY	75,255	88,000	88,000	88,000

DOCUMENTS FOR ACCOUNT . . . : 01-20-25-0115 **Fire Incentive**

\$75,000 per call incentive divided between volunteers

5,000 one time incentive of \$1,000 to any volunteer who completes basic firefighter and EMT program.

8,000 Everyone Get One Program - provides an incentive to current volunteers to recruit new volunteers.

0116	AUTO ALLOWANCE	6,900	6,900	6,900	6,900
0120	FICA & MEDICARE EXPENSE	45,805	66,500	57,500	79,100
0122	T.M.R.S. RETIREMENT EXP.	48,904	74,600	63,600	111,100
0125	FIREMEN WATER DISCOUNT	4,151	5,100	5,100	5,100
0126	RETIREMENT-FIREMEN'S PENSION	52,800	57,400	55,400	57,400

Benefits TOTAL :	285,501	367,300	335,600	407,800
---------------------------------	----------------	----------------	----------------	----------------

20 Contractual

0213	CONSULTING FEES	2,041	2,000	1,000	2,000
0222	DISABILITY INSURANCE	24,906	31,750	25,000	25,000
0231	SERVICE-MAINT. CONTRACTS	23,233	35,100	35,100	35,100

DOCUMENTS FOR ACCOUNT . . . : 01-20-25-0231 **Service Contracts**

\$ 700 Copier Maintenance

500 Direct TV(Mobile Command)

3,300 HazMat Decontamination

10,500 Air Compressors/Cascade Station Quarterly Maint and yearly SCBA testing

3,000 MDT Aircards

2,600 Ladder testing

9,450 Hose testing

1,200 Mask Fit testing

2,700 Pump Testing

1,150 Air Compressor Maint

Fund	Department	Division
01 General Fund	20 Fire	25 Fire Operations

ACCOUNT	2008 Actual Expense	2009 Adopted Budget	2009 Amended Budget	2010 Approved Budget
---------	---------------------	---------------------	---------------------	----------------------

0237	UNIFORM SERVICE	316	1,200	1,400	4,600
------	-----------------	-----	-------	-------	-------

DOCUMENTS FOR ACCOUNT . . . : 01-20-25-0237 **Uniform Service**

\$4,600 We will provide cleaning of uniforms for the Chief, Battalion Chief and nine full time firefighters. These funds will allow each full time shift firefighter to have their uniforms cleaned after each shift and allow the Chief and Battalion Chief to have their uniforms cleaned on a weekly basis. The increase in this line item is due to the addition of seven new personnel.

0238	TRAINING REIMBURSEMENT	9,900	8,000	8,000	11,000
------	------------------------	-------	-------	-------	--------

DOCUMENTS FOR ACCOUNT . . . : 01-20-25-0238 **Training Reimbursement**

The City pays the firemen \$550 for attending week long training outside the department. These include special training classes which cannot be taught at our location without a training facility. This total will cover 20 volunteers attending week long training.

CITY MANAGER'S COMMENTS: Approved

0240	EQUIPMENT REPAIRS	13,815	12,500	12,500	12,500
0242	EQUIPMENT RENTAL & LEASE	5,456	5,700	5,700	5,700
0246	VEHICLE REPAIRS	33,116	37,800	37,800	38,500

Contractual TOTAL :	112,783	134,050	126,500	134,400
--------------------------------------	----------------	----------------	----------------	----------------

30 Supplies

0301	OFFICE SUPPLIES	1,874	2,150	2,150	2,150
0310	PRINTING & BINDING	225	500	500	500
0321	UNIFORMS	9,517	11,450	11,450	11,450
0323	SMALL TOOLS	0	500	500	500
0325	SAFETY SUPPLIES	3,807	0	0	0
0331	FUEL & LUBRICANTS	23,076	20,000	16,000	16,000
0347	GENERAL MAINT. SUPPLY	1,099	2,000	2,000	2,000
0378	FIRE PREVENTION SUPPLIES	29	1,000	1,000	1,000
0379	FIRE FIGHTING SUPPLIES	34,986	35,000	35,000	35,000

Supplies TOTAL :	74,611	72,600	68,600	68,600
-----------------------------------	---------------	---------------	---------------	---------------

Fund	Department	Division
01 General Fund	20 Fire	25 Fire Operations

ACCOUNT	2008 Actual Expense	2009 Adopted Budget	2009 Amended Budget	2010 Approved Budget
----------------	------------------------------------	------------------------------------	------------------------------------	-------------------------------------

40 Operational

0410	DUES & SUBSCRIPTIONS	2,636	3,100	3,100	3,100
0415	RECRUITING EXPENSES	4,393	4,100	4,100	4,100
0430	TUITION & TRAINING	12,157	13,000	13,000	13,000
0436	TRAVEL	8,979	11,000	11,000	14,000

DOCUMENTS FOR ACCOUNT . . . : 01-20-25-0436 **Travel**

This amount is for the motel, meals, and mileage for the firemen going to fire schools during the year. Also, included in this account are expenses for staff development events for paid staff.

In addition, the Battalion Chief will attend the Executive Conference for our software company and the Fire Department Instructors Conference in Indianapolis. He will also attend the TX Fire Educators Conference in Austin.

CITY MANAGER'S COMMENTS: *Approved*

Operational TOTAL :	28,165	31,200	31,200	34,200
--------------------------------------	---------------	---------------	---------------	---------------

50 Utilities

0507	CELLULAR TELEPHONE	1,895	2,800	2,800	2,800
------	--------------------	-------	-------	-------	-------

Utilities TOTAL :	1,895	2,800	2,800	2,800
------------------------------------	--------------	--------------	--------------	--------------

60 Capital

0610	FURNITURE & FIXTURES	1,795	0	0	0
------	----------------------	-------	---	---	---

Capital TOTAL :	1,795	0	0	0
----------------------------------	--------------	----------	----------	----------

Fire Operations TOTAL :	1,101,407	1,495,650	1,277,500	1,796,900
--------------------------------	------------------	------------------	------------------	------------------

DIVISION SUMMARY

Fund	Department	Division
01 General	20 Fire	29 Fire Marshal

Expenditure Summary

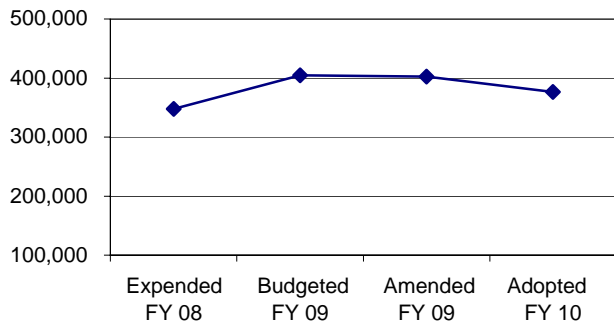
	Actual 07-08	Budgeted 08-09	Amended 08-09	Approved 09-10
Personnel	273,779	334,100	336,850	303,700
Contractual	12,835	18,750	15,750	18,750
Supplies	28,399	31,950	29,950	32,450
Operational	30,792	15,950	15,950	17,950
Utilities	1,814	3,800	3,800	3,800
Total	347,619	404,550	402,300	376,650

Personnel Schedule

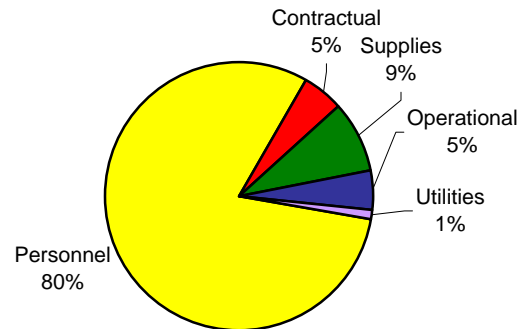
<u>Position</u>	<u>Classification</u>	<u>FY 09 Approved</u>	<u>FY 10 Approved</u>
Fire Marshal	28	1	1
Fire Inspector/Investigator	20	2	2
Fire Educator	20	1	1

Activity Trends

Financial History



FY 2010 Expenditures by Category



Fund	Department	Division
01 General Fund	20 Fire	29 Fire Marshal

ACCOUNT	2008 Actual Expense	2009 Adopted Budget	2009 Amended Budget	2010 Approved Budget
----------------	------------------------------------	------------------------------------	------------------------------------	-------------------------------------

10 Salaries & Wages

0101	SALARIES & WAGES-SUPERVISOR	78,871	83,600	82,800	83,600
0107	SALARIES & WAGES-LABOR	141,925	186,300	184,500	155,800
0109	SALARIES & WAGES-OVERTIME	2,960	4,000	7,000	7,000

DOCUMENTS FOR ACCOUNT . . . : 01-20-29-0109 **Overtime**

This is overtime for three fire inspectors needed to conduct after hour fire acceptance testing and assist with large fire investigations. We conduct a significant number of after hours classes as well.

CITY MANAGER'S COMMENTS: Approved

Salaries & Wages TOTAL :	223,756	273,900	274,300	246,400
---------------------------------------------	----------------	----------------	----------------	----------------

15 Benefits

0113	EDUCATION/CERTIFICATE PAY	3,075	3,900	3,900	3,900
0114	LONGEVITY PAY	1,555	1800	1,750	2,000
0120	FICA & MEDICARE EXPENSE	17,406	20,600	21,400	18,300
0122	T.M.R.S. RETIREMENT EXP.	27,988	33,900	35,500	33,100

Benefits TOTAL :	50,024	60,200	62,550	57,300
---------------------------------	---------------	---------------	---------------	---------------

20 Contractual

0213	CONSULTING FEES	4,890	5,000	2,000	5,000
------	-----------------	-------	-------	-------	-------

DOCUMENTS FOR ACCOUNT . . . : 01-20-29-0213 **Total Consulting**

\$5,000 Operational

This fee is for fire protection systems plan review if done by third party and background check for new position.

0231	SERVICE-MAINT. CONTRACTS	2,170	2,400	2,400	2,400
------	--------------------------	-------	-------	-------	-------

DOCUMENTS FOR ACCOUNT . . . : 01-20-29-0231 **Service Maintenance Contracts**

\$1,900 Wireless air card for 4 MDT

500 Recharging fire extinguishers used in training

0237	UNIFORM SERVICE	536	2,000	2,000	2,000
0240	EQUIPMENT REPAIRS	280	500	500	500
0242	EQUIPMENT RENTAL & LEASE	2,400	3,850	3,850	3,850
0246	VEHICLE REPAIRS	2,559	4,500	4,500	4,500
0261	CRIME SCENE SERVICES	0	500	500	500

Contractual TOTAL :	12,835	18,750	15,750	18,750
------------------------------------	---------------	---------------	---------------	---------------

Fund	Department	Division
01 General Fund	20 Fire	29 Fire Marshal

ACCOUNT	2008 Actual Expense	2009 Adopted Budget	2009 Amended Budget	2010 Approved Budget
----------------	------------------------------------	------------------------------------	------------------------------------	-------------------------------------

30 Supplies

0301	OFFICE SUPPLIES	1,002	1,150	1,150	1,150
0310	PRINTING & BINDING	1,344	2,000	2,000	2,000
0321	UNIFORMS	3,120	2,300	2,300	3,300

DOCUMENTS FOR ACCOUNT . . . : 01-20-29-0321

Uniforms

\$1,000 Uniforms for new fire inspector

1,000 Replacement uniforms as needed

300 Citizens Fire Academy shirts

1,000 Shirts/vest for CERT Team members

CITY MANAGER'S COMMENTS: Approved

0331	FUEL & LUBRICANTS	9,950	10,000	8,000	8,000
0347	GENERAL MAINT. SUPPLY	116	500	500	500
0373	INVESTIGATION SUPPLIES	503	1,000	1,000	1,000
0378	FIRE PREVENTION SUPPLIES	11,938	14,000	14,000	14,000
0379	FIRE FIGHTING SUPPLIES	426	1,000	1,000	2,500

DOCUMENTS FOR ACCOUNT . . . : 01-20-29-0379

Firefighting Supplies

\$2,500 Operational, Regulatory and Strategic

To provide personal protective gear or any needed equipment for fire inspectors and for the new inspector, when the position is filled.

CITY MANAGER'S COMMENTS: Approved

Supplies TOTAL:	28,399	31,950	29,950	32,450
----------------------------------	---------------	---------------	---------------	---------------

40 Operational

0409	GRANT MATCHING	24,292	0	0	0
0410	DUES & SUBSCRIPTIONS	1,285	1,950	1,950	1,950
0415	RECRUITING EXPENSES	128	0	0	2000

DOCUMENTS FOR ACCOUNT . . . : 01-20-29-0415

Recruiting

This cost is associated with advertising for filling an inspector/investigator/firefighter position as one of the current inspectors is moving to driver position.

CITY MANAGER'S COMMENTS: Approved, position will remain open for an extended period before recruiting begins.

Fund	Department	Division
01 General Fund	20 Fire	29 Fire Marshal

ACCOUNT	2008 Actual Expense	2009 Adopted Budget	2009 Amended Budget	2010 Approved Budget
0430 TUITION & TRAINING	2,681	8,000	8,000	7,000
0436 TRAVEL	2,407	6,000	6,000	7,000

Operational TOTAL :	30,792	15,950	15,950	17,950
--------------------------------------	---------------	---------------	---------------	---------------

50 Utilities

0507 CELLULAR TELEPHONE	1,814	3,800	3,800	3,800
-------------------------	-------	-------	-------	-------

Utilities TOTAL :	1,814	3,800	3,800	3,800
------------------------------------	--------------	--------------	--------------	--------------

Fire Marshal TOTAL :	347,619	404,550	402,300	376,650
-----------------------------	----------------	----------------	----------------	----------------

DIVISION SUMMARY

Fund	Department	Division
01 General	30 Police	31 Administration

Expenditure Summary

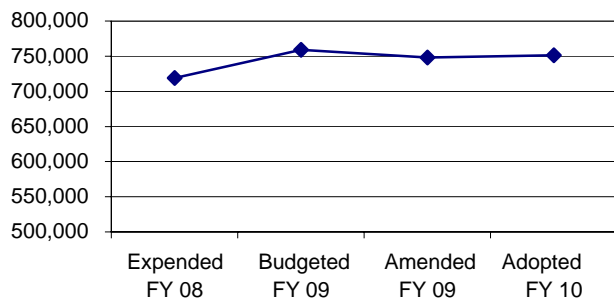
	Actual 07-08	Budgeted 08-09	Amended 08-09	Approved 09-10
Personnel	630,852	672,500	665,450	667,150
Contractual	57,094	54,250	54,250	54,250
Supplies	10,913	12,500	9,000	9,500
Operational	15,057	14,750	14,750	15,550
Utilities	5,105	4,850	4,850	4,850
Capital	-	-	-	-
Total	719,021	758,850	748,300	751,300

Personnel Schedule

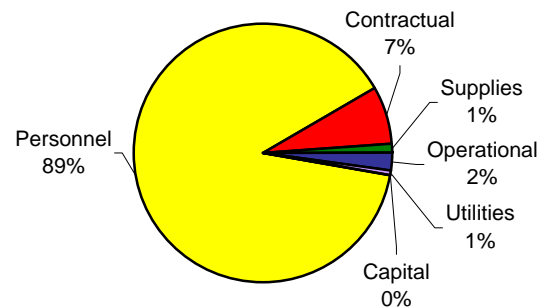
<u>Position</u>	<u>Classification</u>	<u>FY 09 Approved</u>	<u>FY 10 Approved</u>
Police Chief	33	1	1
Assistant Police Chief	30	1	1
Lieutenant	-	3	3
Executive Assistant	14	1	1

Activity Trends

Financial History



FY 2010 Expenditure by Category



Fund	Department	Division
01 General Fund	30 Police	31 Administration

ACCOUNT	2008 Actual Expense	2009 Adopted Budget	2009 Amended Budget	2010 Approved Budget
----------------	------------------------------------	------------------------------------	------------------------------------	-------------------------------------

10 Salaries & Wages

0101	SALARIES & WAGES-SUPERVISOR	127,236	130,100	130,500	130,100
0104	SALARIES & WAGES-CLERICAL	46,561	46,700	46,850	39,900
0107	SALARIES & WAGES-LABOR	340,213	372,100	362,800	367,800
0109	SALARIES & WAGES-OVERTIME	0	500	200	500
Salaries & Wages TOTAL:		514,011	549,400	540,350	538,300

15 Benefits

0113	EDUCATION/CERTIFICATE PAY	3,900	3,900	3,900	3,900
0114	LONGEVITY PAY	3,435	3,800	3,800	4,150
0116	AUTO ALLOWANCE	6,900	6,900	6,900	6,900
0120	FICA & MEDICARE EXPENSE	38,500	39,600	40,100	39,400
0122	T.M.R.S. RETIREMENT EXP.	64,106	68,900	70,400	74,500
Benefits TOTAL:		116,842	123,100	125,100	128,850

20 Contractual

0226	INSURANCE-LAW ENFORCEMENT	27,075	28,500	28,500	28,500
0231	SERVICE-MAINT. CONTRACTS	69	0	0	0
0237	UNIFORM SERVICE	1,350	1,250	1,250	1,250
0240	EQUIPMENT REPAIRS	426	500	500	500
0246	VEHICLE REPAIRS	974	1,000	1,000	1,000
0263	COUNTY JAIL CONTRACT	27,200	22,500	22,500	22,500
0265	MEDICAL SERVICE-PRISONER	0	500	500	500
Contractual TOTAL:		57,094	54,250	54,250	54,250

30 Supplies

0301	OFFICE SUPPLIES	877	500	500	1000
0310	PRINTING & BINDING	240	1,500	1500	1,500
0321	UNIFORMS	942	1,000	1,000	1,000
0331	FUEL & LUBRICANTS	7,378	8,000	4,500	4,500
0347	GENERAL MAINT. SUPPLY	1476	1,500	1,500	1,500
Supplies TOTAL:		10,913	12,500	9,000	9,500

Fund	Department	Division
01 General Fund	30 Police	31 Administration

ACCOUNT	2008 Actual Expense	2009 Adopted Budget	2009 Amended Budget	2010 Approved Budget
----------------	------------------------------------	------------------------------------	------------------------------------	-------------------------------------

40 Operational

0410 DUES & SUBSCRIPTIONS	1,760	2,000	2,000	2,800
---------------------------	-------	-------	-------	-------

DOCUMENTS FOR ACCOUNT . . . : 01-30-31-0410

Dues

Our department has been accepted to begin the review process for the Texas Law Enforcement Recognition Program. This program was developed by the Texas Police Chiefs Association to assist agencies in meeting their obligations to their communities by outlining Best Practices covering all aspects of Texas law enforcement operations. Being "Recognized" means the agency has met or exceeded all the identified 162 practices that address critical issues and have systems in place to identify and correct problems. The cost for administering this program for an agency our size is \$800 annually.

CITY MANAGER'S COMMENTS: *Approved*

0420 AWARDS	160.45	750	750	750
0428 OTHER	0	0	0	0
0430 TUITION & TRAINING	5,097	4,500	4,500	4,500
0436 TRAVEL	8,039	7,500	7,500	7,500

Operational TOTAL :	15,057	14,750	14,750	15,550
--------------------------------------	---------------	---------------	---------------	---------------

50 Utilities

0507 CELLULAR TELEPHONE	5,105	4,850	4,850	4,850
-------------------------	-------	-------	-------	-------

Utilities TOTAL :	5,105	4,850	4,850	4,850
------------------------------------	--------------	--------------	--------------	--------------

Police Administration TOTAL :	719,021	758,850	748,300	751,300
--------------------------------------	----------------	----------------	----------------	----------------

DIVISION SUMMARY

Fund	Department	Division
01 General	30 Police	32 Communications

Expenditure Summary

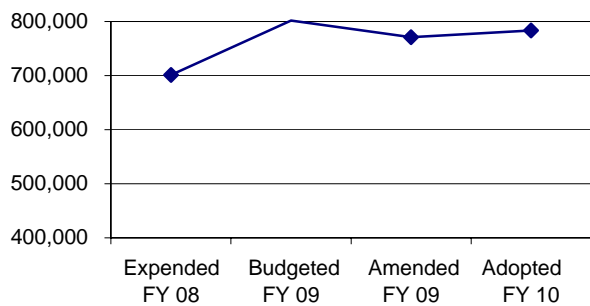
	Actual 07-08	Budgeted 08-09	Amended 08-09	Approved 09-10
Personnel	574,490	646,400	615,850	632,200
Contractual	118,374	141,100	141,100	137,100
Supplies	3,056	3,300	3,300	3,300
Operational	4,395	10,300	10,300	9,800
Utilities	649	500	500	1,000
Total	700,965	801,600	771,050	783,400

Personnel Schedule

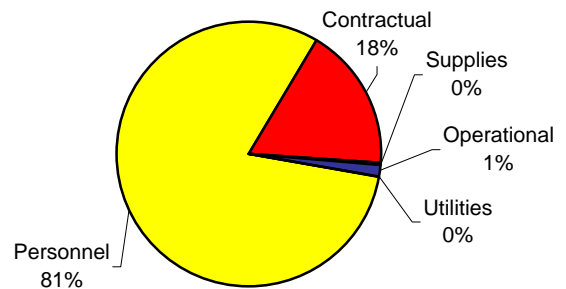
<u>Position</u>	<u>Classification</u>	<u>FY 09 Approved</u>	<u>FY 10 Approved</u>
Communications Supervisor	19	1	1
Communications Specialist	13	11	11

Activity Trends

Financial History



FY 2010 Expenditures by Category



Fund	Department	Division
01 General Fund	30 Police	32 Communications

ACCOUNT	2008 Actual Expense	2009 Adopted Budget	2009 Amended Budget	2010 Approved Budget
----------------	------------------------------------	------------------------------------	------------------------------------	-------------------------------------

10 Salaries & Wages

0101	SALARIES & WAGES-SUPERVISOR	58,815	65,700	50,700	50,700
0104	SALARIES & WAGES-CLERICAL	371,321	440,900	426,900	438,100
0109	SALARIES & WAGES-OVERTIME	48,028	35,000	32,000	35,000

Salaries & Wages TOTAL:	478,164	541,600	509,600	523,800
----------------------------------------------	----------------	----------------	----------------	----------------

15 Benefits

0113	EDUCATION/CERTIFICATION PAY	0	0	600	600
0114	LONGEVITY PAY	2,837	2,400	2,150	2,800
0120	FICA & MEDICARE EXPENSE	35,316	38,800	38,500	37,400
0122	T.M.R.S. RETIREMENT EXP.	58,173	63,600	65,000	67,600

Benefits TOTAL:	96,326	104,800	106,250	108,400
----------------------------------	---------------	----------------	----------------	----------------

20 Contractual

0231	SERVICE-MAINT. CONTRACTS	118,374	141,100	141,100	137,100
------	--------------------------	---------	---------	---------	---------

Contractual TOTAL:	118,374	141,100	141,100	137,100
-------------------------------------	----------------	----------------	----------------	----------------

30 Supplies

0301	OFFICE SUPPLIES	1,617	900	900	900
0310	PRINTING & BINDING	68	100	100	100
0321	UNIFORMS	742	1,800	1,800	1,800
0347	GENERAL MAINT. SUPPLY	630	500	500	500

Supplies TOTAL:	3,056	3,300	3,300	3,300
----------------------------------	--------------	--------------	--------------	--------------

40 Operational

0410	DUES & SUBSCRIPTIONS	1,143	2,000	2,000	2,000
0415	RECRUITING EXPENSES	684	3,300	3,300	3,300
0428	OTHER	398	0	0	0
0430	TUITION & TRAINING	1,267	2,500	2,500	2,500
0436	TRAVEL	904	2,500	2,500	2,000

Operational TOTAL:	4,395	10,300	10,300	9,800
-------------------------------------	--------------	---------------	---------------	--------------

Fund	Department	Division
01 General Fund	30 Police	32 Communications

ACCOUNT	2008 Actual Expense	2009 Adopted Budget	2009 Amended Budget	2010 Approved Budget
----------------	------------------------------------	------------------------------------	------------------------------------	-------------------------------------

50 Utilities

0507 CELLULAR TELEPHONE	649	500	500	1,000
-------------------------	-----	-----	-----	-------

DOCUMENTS FOR ACCOUNT . . . : 01-30-32-0507

Cell Phone

We request an increase of \$500 to allow the Communications Supervisor a cell phone with a data plan. This unit works 24/7 and the supervisor needs to be able to receive emails and other updates, so that she may respond to the dispatchers in a timely manne

CITY MANAGER'S COMMENTS: *Approved*

Utilities TOTAL:	649	500	500	1,000
-----------------------------------	------------	------------	------------	--------------

Communications TOTAL . . .:	700,965	801,600	771,050	783,400
------------------------------------	----------------	----------------	----------------	----------------

DIVISION SUMMARY

Fund	Department	Division
01 General	30 Police	33 Patrol

Expenditure Summary

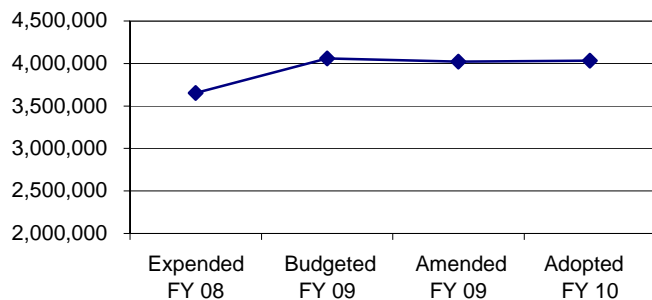
	Actual 07-08	Budgeted 08-09	Amended 08-09	Approved 09-10
Personnel	3,304,273	3,731,700	3,719,900	3,711,900
Contractual	75,750	79,350	79,350	89,350
Supplies	246,864	223,450	197,450	208,850
Operational	20,008	20,200	22,200	19,450
Utilities	3,128	3,000	3,000	3,000
Capital	3,860	-	-	-
Total	3,653,882	4,057,700	4,021,900	4,032,550

Personnel Schedule

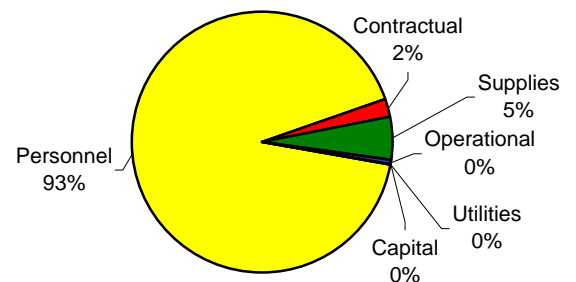
<u>Position</u>	<u>Classification</u>	<u>FY 09 Approved</u>	<u>FY 10 Approved</u>
Patrol Sergeant	-	6	6
Patrol Officer	-	43	43

Activity Trends

Financial History



FY 2010 Expenditures by Category



Fund	Department	Division
01 General Fund	30 Police	33 Patrol

ACCOUNT	2008 Actual Expense	2009 Adopted Budget	2009 Amended Budget	2010 Approved Budget
----------------	------------------------------------	------------------------------------	------------------------------------	-------------------------------------

10 Salaries & Wages

0101	SALARIES & WAGES-SUPERVISOR	388,660	429,700	419,700	419,700
0107	SALARIES & WAGES-LABOR	2,098,507	2,475,700	2,345,000	2,434,100

DOCUMENTS FOR ACCOUNT . . . : 01-30-33-0107

Additional Police Officers

As we have seen for the past several years, the demands for police services have grown faster than the population. In 2007 our call load increased a record 25%, in 2008 by over 6%, and YTD 2009 by over 7%. This year with the annexation of Lake Rockwall Estates we have seen more demands from that particular neighborhood than most other neighborhoods in the city. Our current population is approximately 35,200.

An additional police officer assigned to the Patrol Division will keep us at our goal of 2 officers for every 1,000 residents, will help provide services for these demands, will help in keeping our response times at our goal of 7 minutes, and could reduce overtime in both late relief and special events.

CITY MANAGER'S COMMENTS: Disapproved

0108	OVERTIME-STEP	65,842	80,000	80,000	80,000
0109	SALARIES & WAGES-OVERTIME	171,735	122,000	204,000	122,000

Salaries & Wages TOTAL :	2,724,744	3,107,400	3,048,700	3,055,800
---------------------------------------------	------------------	------------------	------------------	------------------

15 Benefits

0113	EDUCATION/CERTIFICATE PAY	22,470	21,900	26,300	25,200
0114	LONGEVITY PAY	14,442	15,700	15,700	17,900
0120	FICA & MEDICARE EXPENSE	208,357	222,200	236,700	218,300
0122	T.M.R.S. RETIREMENT EXP.	334,260	364,500	392,500	394,700

Benefits TOTAL :	579,529	624,300	671,200	656,100
---------------------------------	----------------	----------------	----------------	----------------

20 Contractual

0231	SERVICE-MAINT. CONTRACTS	18,309	23,650	23,650	23,650
0240	EQUIPMENT REPAIRS	4,553	6,000	6,000	6,000
0242	EQUIPMENT RENTAL & LEASE	9,280	9,700	9,700	9,700
0246	VEHICLE REPAIRS	43,608	40,000	40,000	50,000

DOCUMENTS FOR ACCOUNT . . . : 01-30-33-0246

Vehicle repairs

Additional funds are needed to cover the increasing costs associated with vehicle repairs for the patrol fleet.

CITY MANAGER'S COMMENTS: Approved

Contractual TOTAL :	75,750	79,350	79,350	89,350
------------------------------------	---------------	---------------	---------------	---------------

Fund	Department	Division
01 General Fund	30 Police	33 Patrol

ACCOUNT	2008 Actual Expense	2009 Adopted Budget	2009 Amended Budget	2010 Approved Budget
----------------	------------------------------------	------------------------------------	------------------------------------	-------------------------------------

30 Supplies

0301	OFFICE SUPPLIES	1,695	750	750	1,000
0310	PRINTING & BINDING	1,852	1,500	1,500	1,500
0315	TRAINING SUPPLIES	8,247	13,000	13,000	13,000
0321	UNIFORMS	61,456	55,450	55,450	60,450

DOCUMENTS FOR ACCOUNT . . . : 01-30-33-0321

Ballistic Vests

An increase is needed to cover the increased prices of uniforms and ballistic vests. We continue to receive some reimbursement from the Ballistic Vest Grant each year.

CITY MANAGER'S COMMENTS: *Approved*

0331	FUEL & LUBRICANTS	164,171	143,000	117,000	117,000
0347	GENERAL MAINT. SUPPLY	6,984	7,250	7,250	13,400

DOCUMENTS FOR ACCOUNT . . . : 01-30-33-0347

In Car Videotapes

A \$1,000 increase is being sought to cover the increased costs of videotapes used for in-car videos. The costs of the tapes has increased by 2.5 times in the last year.

CITY MANAGER'S COMMENTS: *Approved*

DOCUMENTS FOR ACCOUNT . . . : 01-30-33-0347

Safety Vests/Traffic cones

Federal guidelines, effective in 2010 requires the department to replace our current traffic safety vests and cones at a cost of \$5,100

CITY MANAGER'S COMMENTS: *Approved*

0376	POLICE CANINE EXPENSE	2,460	2,500	2,500	2,500
------	-----------------------	-------	-------	-------	-------

Supplies TOTAL:	246,864	223,450	197,450	208,850
----------------------------------	----------------	----------------	----------------	----------------

Fund	Department	Division
01 General Fund	30 Police	33 Patrol

ACCOUNT	2008 Actual Expense	2009 Adopted Budget	2009 Amended Budget	2010 Approved Budget
----------------	------------------------------------	------------------------------------	------------------------------------	-------------------------------------

40 Operational

0410	DUES & SUBSCRIPTIONS	214.95	200	200	200
0415	RECRUITING EXPENSES	4,079	3,000	5,000	4,000

DOCUMENTS FOR ACCOUNT . . . : 01-30-33-0415

Recruiting expenses

A \$1,000 increase is being sought to cover the increased costs of applicant testing and advertising for open sworn positions.

CITY MANAGER'S COMMENTS: *Approved*

0430	TUITION & TRAINING	12,102	13,000	13,000	11,250
0436	TRAVEL	3,612	4,000	4,000	4,000

Operational TOTAL :	20,008	20,200	22,200	19,450
--------------------------------------	---------------	---------------	---------------	---------------

50 Utilities

0507	CELLULAR TELEPHONE	3,128	3,000	3,000	3,000
------	--------------------	-------	-------	-------	-------

Utilities TOTAL :	3,128	3,000	3,000	3,000
------------------------------------	--------------	--------------	--------------	--------------

60 Capital

0623	VEHICLES	3,860	0	0	0
------	----------	-------	---	---	---

DOCUMENTS FOR ACCOUNT . . . : 01-30-33-0623

Patrol Pursuit Vehicles

Per the City Vehicle Replacement Policy, the Department is requesting seven (7) vehicles for Patrol. This will maintain the fleet at its current size since 7 other vehicles will be passed down to other divisions and those vehicles then removed from the fleet and sent to auction. The vehicle equipment will also be transferred to the new vehicles, except all will require new light bars.

Total vehicle cost: \$170,000

Total equipment cost including change out: \$45,000

CITY MANAGER'S COMMENTS: *Approved, financed with Contractual Obligations.*

Capital TOTAL :	3860	0	0	0
----------------------------------	-------------	----------	----------	----------

Patrol TOTAL . . . :	3,653,882	4,057,700	4,021,900	4,032,550
-----------------------------	------------------	------------------	------------------	------------------

DIVISION SUMMARY

Fund	Department	Division
01 General	30 Police	34 CID

Expenditure Summary

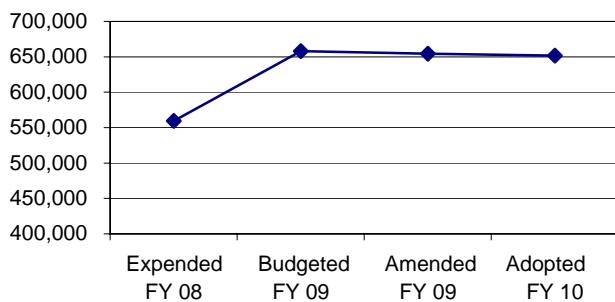
	Actual 07-08	Budgeted 08-09	Amended 08-09	Approved 09-10
Personnel	515,551	616,200	615,900	613,400
Contractual	14,059	11,600	11,600	11,600
Supplies	21,840	21,650	18,350	18,600
Operational	4,512	5,200	5,300	4,700
Utilities	2,632	3,200	3,200	3,200
Capital	985	-	-	-
Total	559,579	657,850	654,350	651,500

Personnel Schedule

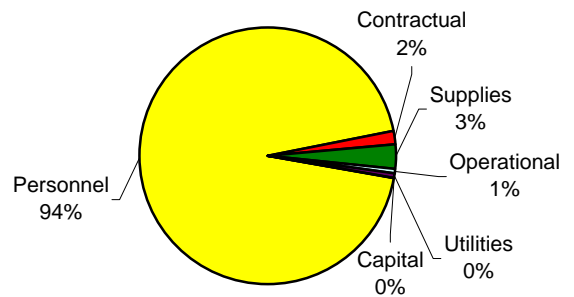
<u>Position</u>	<u>Classification</u>	<u>FY 09 Approved</u>	<u>FY 10 Approved</u>
Sergeant	-	1	1
Investigator	-	4	4
Investigator - SCU	-	1	1
Investigator (PT)	-	0.5	0.5
Public Safety Officer/Crime Scene Tech.	14	1	1
Property and Evidence Technician	13	1	1

Activity Trends

Financial History



FY 2010 Expenditures by Category



Fund	Department	Division
01 General Fund	30 Police	34 CID

ACCOUNT	2008 Actual Expense	2009 Adopted Budget	2009 Amended Budget	2010 Approved Budget
----------------	------------------------------------	------------------------------------	------------------------------------	-------------------------------------

10 Salaries & Wages

0101	SALARIES & WAGES-SUPERVISOR	65,444	76,900	77,200	77,200
0104	SALARIES & WAGES-CLERICAL	0	42,700	42,300	42,300
0107	SALARIES & WAGES-LABOR	352,044	382,600	378,100	373,100
0109	SALARIES & WAGES-OVERTIME	6,963	5,000	6,000	6,000

DOCUMENTS FOR ACCOUNT . . . : 01-30-34-0109

Overtime

We are currently over budget in this account due to call out on major crimes and events.

Salaries & Wages TOTAL :	424,451	507,200	503,600	498,600
---------------------------------------------	----------------	----------------	----------------	----------------

15 Benefits

0113	EDUCATION/CERTIFICATE PAY	5,411	5,700	6,000	6,000
0114	LONGEVITY PAY	2,865	4,500	4,500	4,900
0120	FICA & MEDICARE EXPENSE	32,590	38,400	38,800	38,000
0122	T.M.R.S. RETIREMENT EXP.	50,234	60,400	63,000	65,900

Benefits TOTAL :	91,100	109,000	112,300	114,800
---------------------------------	---------------	----------------	----------------	----------------

20 Contractual

0231	SERVICE-MAINT. CONTRACTS	1,319	1,350	1,350	1,350
0240	EQUIPMENT REPAIRS	30	500	500	500
0242	EQUIPMENT RENTAL & LEASE	515	750	750	750
0246	VEHICLE REPAIRS	4,392	3,000	3,000	3,000
0261	CRIME SCENE SERVICES	7,803	6,000	6,000	6,000

Contractual TOTAL :	14,059	11,600	11,600	11,600
------------------------------------	---------------	---------------	---------------	---------------

30 Supplies

0301	OFFICE SUPPLIES	922	750	750	1,000
0310	PRINTING & BINDING	620	600	600	600
0321	UNIFORMS	3,983	4,000	4,000	4,000
0331	FUEL & LUBRICANTS	12,065	10,300	7,000	7,000
0347	GENERAL MAINT. SUPPLY	163	500	500	500
0373	INVESTIGATION SUPPLIES	4,086	5,500	5,500	5,500

Supplies TOTAL :	21,840	21,650	18,350	18,600
---------------------------------	---------------	---------------	---------------	---------------

Fund	Department	Division
01 General Fund	30 Police	34 CID

ACCOUNT	2008 Actual Expense	2009 Adopted Budget	2009 Amended Budget	2010 Approved Budget
----------------	------------------------------------	------------------------------------	------------------------------------	-------------------------------------

40 Operational

0410	DUES & SUBSCRIPTIONS	180	200	200	200
0415	RECRUITING EXPENSES	80	0	100	0
0430	TUITION & TRAINING	2480	2,500	2,500	2,000
0436	TRAVEL	1,772	2,500	2,500	2,500

Operational TOTAL :	4,512	5,200	5,300	4,700
--------------------------------------	--------------	--------------	--------------	--------------

50 Utilities

0507	CELLULAR TELEPHONE	2,632	3,200	3,200	3,200
------	--------------------	-------	-------	-------	-------

Utilities TOTAL :	2,632	3,200	3,200	3,200
------------------------------------	--------------	--------------	--------------	--------------

60 Capital

0624	POLICE EQUIPMENT	985	0	0	0
------	------------------	-----	---	---	---

Capital TOTAL :	985	0	0	0
----------------------------------	------------	----------	----------	----------

CID TOTAL :	559,579	657,850	654,350	651,500
----------------------------	----------------	----------------	----------------	----------------

DIVISION SUMMARY

Fund	Department	Division
01 General	30 Police	35 Community Services

Expenditure Summary

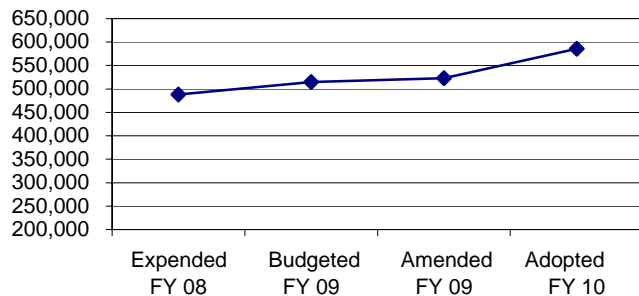
	Actual 07-08	Budgeted 08-09	Amended 08-09	Approved 09-10
Personnel	440,429	464,400	477,050	535,600
Contractual	26,377	27,400	27,400	29,000
Supplies	15,187	15,650	11,150	13,400
Operational	5,093	6,500	6,500	6,500
Utilities	849	1,100	1,100	1,100
Total	487,935	515,050	523,200	585,600

Personnel Schedule

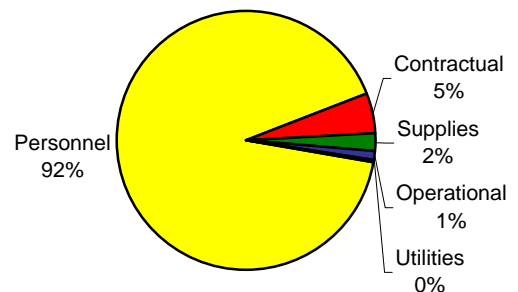
<u>Position</u>	<u>Classification</u>	<u>FY 09 Approved</u>	<u>FY 10 Approved</u>
Sergeant - Juvenile/Crime Prevention	-	1	1
Patrol Officer - School Liaison	-	4	5
Police Officer - D.A.R.E.	-	1	1

Activity Trends

Financial History



FY 2010 Expenditures by Category



Fund	Department	Division
01 General Fund	30 Police	35 Community Services

ACCOUNT	2008 Actual Expense	2009 Adopted Budget	2009 Amended Budget	2010 Approved Budget
----------------	------------------------------------	------------------------------------	------------------------------------	-------------------------------------

10 Salaries & Wages

0101	SALARIES & WAGES-SUPERVISOR	72,382	76,900	77,200	77,200
0107	SALARIES & WAGES-LABOR	282,829	298,600	305,400	351,900

DOCUMENTS FOR ACCOUNT . . . : 01-30-35-0107

Additional SRO

The school district has added a third Middle School and has requested an SRO for Uteley Middle School for the 2009 - 2010 school year. By contract they pay for 75% of the salary and benefits for officers assigned to their campuses.

CITY MANAGER'S COMMENTS: *Approved*

0109	SALARIES & WAGES-OVERTIME	5,844	6,000	5,000	6,000
------	---------------------------	-------	-------	-------	-------

Salaries & Wages TOTAL :	361,055	381,500	387,600	435,100
---------------------------------------------	----------------	----------------	----------------	----------------

15 Benefits

0113	EDUCATION/CERTIFICATE PAY	3,887	3,600	5,100	4,800
0114	LONGEVITY PAY	2,835	3,400	3,250	3,600
0120	FICA & MEDICARE EXPENSE	27,765	28,800	30,600	32,800
0122	T.M.R.S. RETIREMENT EXP.	44,887	47,100	50,500	59,300

Benefits TOTAL :	79,374	82,900	89,450	100,500
---------------------------------	---------------	---------------	---------------	----------------

20 Contractual

0231	SERVICE-MAINT. CONTRACTS	1,500	2,000	2,000	2,000
0240	EQUIPMENT REPAIRS	437	500	500	500
0242	EQUIPMENT RENTAL & LEASE	4,743	4,900	4,900	4,900
0243	BUILDING LEASE	16,752	17,000	17,000	18,600
0246	VEHICLE REPAIRS	2,945	3,000	3,000	3,000

Contractual TOTAL :	26,377	27,400	27,400	29,000
------------------------------------	---------------	---------------	---------------	---------------

30 Supplies

0301	OFFICE SUPPLIES	976	750	750	1,000
0310	PRINTING & BINDING	494	600	600	600
0321	UNIFORMS	2,503	2,500	2,500	4,500

DOCUMENTS FOR ACCOUNT . . . : 01-30-35-0321

Uniforms

With the increased cost of ballistic vests and uniforms along with the addition of an SRO for Uteley, we are requesting an increase.

CITY MANAGER'S COMMENTS: *Approved*

Fund	Department	Division
01 General Fund	30 Police	35 Community Services

ACCOUNT	2008 Actual Expense	2009 Adopted Budget	2009 Amended Budget	2010 Approved Budget
0331 FUEL & LUBRICANTS	8,187	8,500	4,000	4,000
0347 GENERAL MAINT. SUPPLY	531	500	500	500
0370 COP PROGRAM SUPPLIES	1,006	1,000	1,000	1,000
0371 CRIME PREV. SUPPLIES	1,491	1,800	1,800	1,800
Supplies TOTAL :	15,187	15,650	11,150	13,400

40 Operational

0372 CPA PROGRAM SUPPLIES	403	500	500	500
0410 DUES & SUBSCRIPTIONS	515	500	500	500
0430 TUITION & TRAINING	1,215	2,000	2,000	2,000
0436 TRAVEL	2,960	3,500	3,500	3,500
Operational TOTAL :	5,093	6,500	6,500	6,500

50 Utilities

0507 CELLULAR TELEPHONE	849	1,100	1,100	1,100
Utilities TOTAL :	849	1,100	1,100	1,100

Community Services TOTAL :	487,935	515,050	523,200	585,600
-----------------------------------	----------------	----------------	----------------	----------------

DIVISION SUMMARY

Fund	Department	Division
01 General	30 Police	36 Warrants

Expenditure Summary

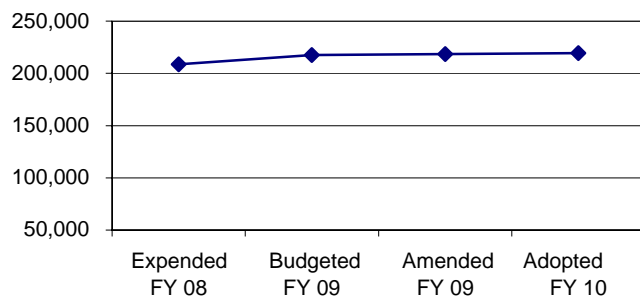
	Actual 07-08	Budgeted 08-09	Amended 08-09	Approved 09-10
Personnel	200,042	207,800	210,300	210,300
Contractual	1,815	1,850	1,850	2,600
Supplies	5,064	5,450	3,950	3,950
Operational	395	700	700	700
Utilities	1,257	1,800	1,800	1,800
Total	208,574	217,600	218,600	219,350

Personnel Schedule

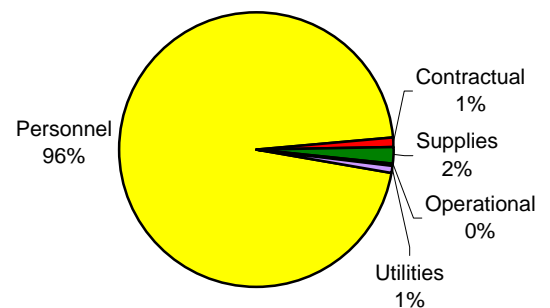
<u>Position</u>	<u>Classification</u>	<u>FY 09 Approved</u>	<u>FY 10 Approved</u>
Warrant Officer	-	2	2
Warrant Clerk	10	1	1

Activity Trends

Financial History



FY 2010 Expenditures by Category



Fund	Department	Division
01 General Fund	30 Police	36 Warrants

ACCOUNT	2008 Actual Expense	2009 Adopted Budget	2009 Amended Budget	2010 Approved Budget
----------------	------------------------------------	------------------------------------	------------------------------------	-------------------------------------

10 Salaries & Wages

0104	SALARIES & WAGES-CLERICAL	42,229	42,400	42,500	42,500
0107	SALARIES & WAGES-LABOR	119,234	125,400	125,400	125,400
0109	SALARIES & WAGES-OVERTIME	1,000	1,500	1,500	1,500

Salaries & Wages TOTAL:	162,463	169,300	169,400	169,400
----------------------------------------------	----------------	----------------	----------------	----------------

15 Benefits

0113	EDUCATION/CERTIFICATE PAY	2,238	2,400	2,400	2,400
0114	LONGEVITY PAY	2,290	2,300	2,800	2,500
0120	FICA & MEDICARE EXPENSE	12,753	12,800	13,500	12,800
0122	T.M.R.S. RETIREMENT EXP.	20,299	21,000	22,200	23,200

Benefits TOTAL:	37,580	38,500	40,900	40,900
----------------------------------	---------------	---------------	---------------	---------------

20 Contractual

0231	SERVICE-MAINT. CONTRACTS	1,219	900	900	900
0240	EQUIPMENT REPAIRS	187	200	200	200
0246	VEHICLE REPAIRS	410	750	750	1,500

DOCUMENTS FOR ACCOUNT . . . : 01-30-36-0246

Vehicle Repairs

The warrants officers drive older fleet vehicles which tend to require more repairs and maintenance.

CITY MANAGER'S COMMENTS: Approved

Contractual TOTAL:	1,815	1,850	1,850	2,600
-------------------------------------	--------------	--------------	--------------	--------------

30 Supplies

0301	OFFICE SUPPLIES	190	150	150	150
0310	PRINTING & BINDING	279	300	300	300
0321	UNIFORMS	668	1,000	1,000	1,000
0331	FUEL & LUBRICANTS	3,927	4,000	2,500	2,500

Supplies TOTAL:	5,064	5,450	3,950	3,950
----------------------------------	--------------	--------------	--------------	--------------

Fund	Department	Division		
01 General Fund	30 Police	36 Warrants		
ACCOUNT	2008 Actual Expense	2009 Adopted Budget	2009 Amended Budget	2010 Approved Budget
40 Operational				
0430 TUITION & TRAINING	260	350	350	350
0436 TRAVEL	135	350	350	350
Operational TOTAL :	395	700	700	700
50 Utilities				
0507 CELLULAR TELEPHONE	1,257	1,800	1,800	1,800
Utilities TOTAL :	1,257	1,800	1,800	1,800
Warrants TOTAL . . :	208,574	217,600	218,600	219,350

DIVISION SUMMARY

Fund	Department	Division
01 General	30 Police	37 Records

Expenditure Summary

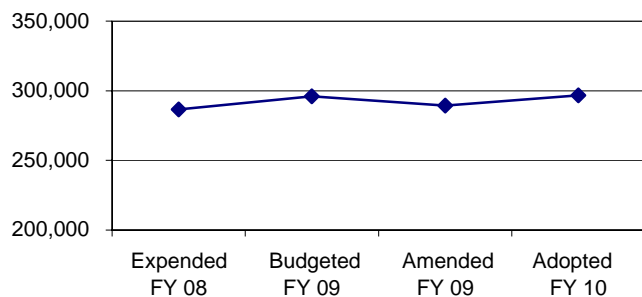
	Actual 07-08	Budgeted 08-09	Amended 08-09	Approved 09-10
Personnel	279,200	289,000	282,500	290,000
Contractual	2,193	2,050	2,050	2,050
Supplies	1,767	1,250	1,000	1,450
Operational	2,515	2,600	2,700	2,100
Utilities	907	1,100	1,100	1,100
Total	286,582	296,000	289,350	296,700

Personnel Schedule

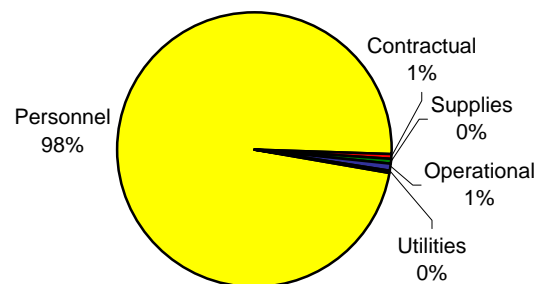
<u>Position</u>	<u>Classification</u>	<u>FY 09 Approved</u>	<u>FY 10 Approved</u>
Public Safety Computer Manager	22	1	1
Crime Analyst	16	1	1
Records Clerk II	11	2	2
Records Clerk II/Receptionist	11	1	1

Activity Trends

Financial History



FY 2010 Expenditures by Category



Fund	Department	Division
01 General Fund	30 Police	37 Records

ACCOUNT	2008 Actual Expense	2009 Adopted Budget	2009 Amended Budget	2010 Approved Budget
----------------	------------------------------------	------------------------------------	------------------------------------	-------------------------------------

10 Salaries & Wages

0101	SALARIES & WAGES-SUPERVISOR	75,832	76,100	76,300	76,300
0104	SALARIES & WAGES-CLERICAL	154,113	161,300	154,700	159,400
0109	SALARIES & WAGES-OVERTIME	227	500	300	500

Salaries & Wages TOTAL:	230,172	237,900	231,300	236,200
----------------------------------------------	----------------	----------------	----------------	----------------

15 Benefits

0113	EDUCATION/CERTIFICATE PAY	600	600	600	600
0114	LONGEVITY PAY	2,235	2,500	2,400	2,600
0120	FICA & MEDICARE EXPENSE	17,757	18,200	18,200	18,000
0122	T.M.R.S. RETIREMENT EXP.	28,436	29,800	30,000	32,600

Benefits TOTAL:	49,028	51,100	51,200	53,800
----------------------------------	---------------	---------------	---------------	---------------

20 Contractual

0231	SERVICE-MAINT. CONTRACTS	1,300	1,300	1,300	1,300
0240	EQUIPMENT REPAIRS	435	500	500	500
0246	VEHICLE REPAIRS	459	250	250	250

Contractual TOTAL:	2,193	2,050	2,050	2,050
-------------------------------------	--------------	--------------	--------------	--------------

30 Supplies

0301	OFFICE SUPPLIES	792	300	300	750
0310	PRINTING & BINDING	239	200	200	200
0331	FUEL & LUBRICANTS	735	750	500	500

Supplies TOTAL:	1,767	1,250	1,000	1,450
----------------------------------	--------------	--------------	--------------	--------------

Fund	Department	Division
01 General Fund	30 Police	37 Records

ACCOUNT	2008 Actual Expense	2009 Adopted Budget	2009 Amended Budget	2010 Approved Budget
----------------	------------------------------------	------------------------------------	------------------------------------	-------------------------------------

40 Operational

0410	DUES & SUBSCRIPTIONS	61	100	100	100
0415	RECRUITING EXPENSES	0	0	100	0
0430	TUITION & TRAINING	2,098	1,500	1,500	1,000
0436	TRAVEL	356	1,000	1,000	1,000

Operational TOTAL :	2,515	2,600	2,700	2,100
--------------------------------------	--------------	--------------	--------------	--------------

50 Utilities

0507	CELLULAR TELEPHONE	907	1,100	1,100	1,100
------	--------------------	-----	-------	-------	-------

Utilities TOTAL :	907	1,100	1,100	1,100
------------------------------------	------------	--------------	--------------	--------------

Records TOTAL . . :	286,582	296,000	289,350	296,700
----------------------------	----------------	----------------	----------------	----------------

DIVISION SUMMARY

Fund	Department	Division
01 General	40 Community Development	41 Planning

Expenditure Summary

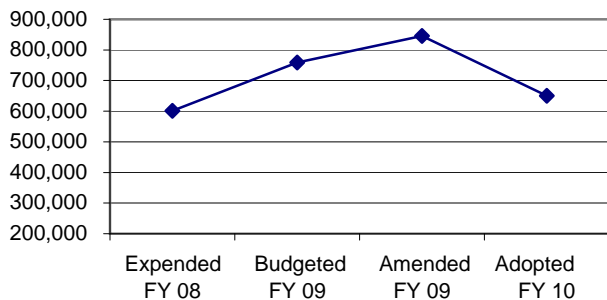
	Actual 07-08	Budgeted 08-09	Amended 08-09	Approved 09-10
Personnel	485,306	514,600	556,400	585,100
Contractual	99,501	223,400	256,300	40,600
Supplies	3,314	1,900	3,150	2,950
Operational	12,559	18,350	28,500	20,400
Utilities	582	800	1,700	1,300
Total	601,263	759,050	846,050	650,350

Personnel Schedule

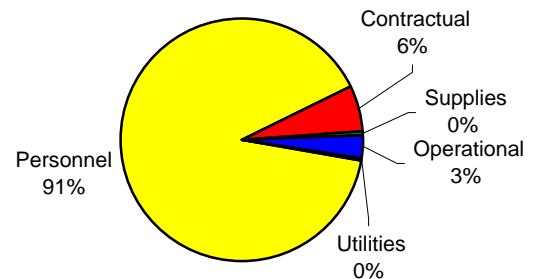
<u>Position</u>	<u>Classification</u>	<u>FY 09 Approved</u>	<u>FY 10 Approved</u>
Planning and Zoning Director	32	1	1
Planning and Zoning Manager	23	1	1
GIS Coordinator	22	1	1
Sr. Planner	22	1	1
Main Street Manager	22	1	1
Planning Technician	15	1	1
Planning Coordinator	12	1	1

Activity Trends

Financial History



FY 2010 Expenditures by Category



Fund	Department	Division
01 General Fund	40 Community Development	41 Planning

ACCOUNT	2008 Actual Expense	2009 Adopted Budget	2009 Amended Budget	2010 Approved Budget
----------------	------------------------------------	------------------------------------	------------------------------------	-------------------------------------

10 Salaries & Wages

0101	SALARIES & WAGES-SUPERVISOR	111,457	116,700	115,700	115,700
0104	SALARIES & WAGES-CLERICAL	286,066	305,300	338,400	358,200
0109	SALARIES & WAGES-OVERTIME	2,932	2,500	3,500	3,500

DOCUMENTS FOR ACCOUNT . . . : 01-40-41-0109

Overtime

The Planning Department has taken more responsibilities with the creation of the Main Street Program. This has lead to increased overtime hours for the certain support staff with new board and committee meetings that occur after regular working hours. This has also included events for Main Street i.e. the First Lady visit.

CITY MANAGER'S COMMENTS: *Approved*

Salaries & Wages TOTAL :	400,455	424,500	457,600	477,400
---------------------------------------------	----------------	----------------	----------------	----------------

15 Benefits

0113	EDUCATION/CERTIFICATE PAY	0	600	600	600
0114	LONGEVITY PAY	1,293	1,600	1,700	2,100
0116	AUTO ALLOWANCE	3,600	3,600	3,600	3,600
0120	FICA & MEDICARE EXPENSE	31,001	31,400	34,300	35,700
0122	T.M.R.S. RETIREMENT EXP.	48,958	52,900	58,600	65,700

Benefits TOTAL :	84,851	90,100	98,800	107,700
---------------------------------	---------------	---------------	---------------	----------------

20 Contractual

0213	CONSULTING FEES	72,178	112,500	232,500	16,500
------	-----------------	--------	---------	---------	--------

DOCUMENTS FOR ACCOUNT . . . : 01-40-41-0213

Consulting

The amended budget includes funds for phases I and II of the Coy Talley study.

The proposed consulting budget consists of the following items:

\$5,000 - Downtown Planning (continued planning and design efforts for the downtown)

\$1,500 - Historic consulting (outside consulting for certain historic preservation including designating landmarked buildings)

\$10,000 - General Planning (general planning during the year)

Fund	Department	Division
01 General Fund	40 Community Development	41 Planning

ACCOUNT	2008 Actual Expense	2009 Adopted Budget	2009 Amended Budget	2010 Approved Budget
0215 MAIN STREET PROGRAM	0	92,100	0	0
0231 SERVICE-MAINT. CONTRACTS	20,244	12,200	12,200	16,600

DOCUMENTS FOR ACCOUNT . . . : 01-40-41-0231

Service Maintenance Contracts

In the upcoming budget year, the Planning Department is requesting the purchase of ARC-GIS Server Software at a price of \$8,180. This price includes the annual maintenance fee of \$2,500 for the first year. The new software will allow the GIS Division to create the City's interactive mapping webpage and eliminate the NCTCOG hosting and maintenance of our GIS webpage.

This provides browser-based GIS access which reduces the purchase of future desktop licenses; will allow the development of custom applications using .NET or Java framework; provides centrally managed database management, and multiuser editing capabilities; integrates GIS into the broader IT landscape; GIS services can be connected with work order management systems, financial systems, and database management solutions; scalable for future expansion including mobile applications.

The initial purchase price and first year maintenance will be offset in part with the cost savings from eliminating COG's services.

Net budget increase for this tool is \$3,380

CITY MANAGER'S COMMENTS: Approved

0233 ADVERTISING	3,358	2,500	2,500	2,500
0242 EQUIPMENT RENTAL & LEASE	3,722	4,100	4,100	0
0293-01 GRANT PROGRAM - MAIN STREET	0	0	5,000	5,000

DOCUMENTS FOR ACCOUNT . . . : 01-40-41-0293-01

Main Street Grants

The Main Street program is promoting grants for facade improvements in the downtown area. We anticipate receiving matching funds from Community Bank and other existing organizations. We began the program late in fiscal year 2009 and we are asking to conti

CITY MANAGER'S COMMENTS: Approved

Contractual TOTAL:	99,501	223,400	256,300	40,600
30 Supplies				
0301 OFFICE SUPPLIES	1,496	550	550	550
0301-01 OFFICE SUPPLIES - MAIN ST	0	0	1,250	1,250
0310 PRINTING & BINDING	1,427	650	650	650
0347 GENERAL MAINT. SUPPLY	392	700	700	500
Supplies TOTAL:	3,314	1,900	3,150	2,950

Fund	Department	Division
01 General Fund	40 Community Development	41 Planning

ACCOUNT	2008 Actual Expense	2009 Adopted Budget	2009 Amended Budget	2010 Approved Budget
----------------	------------------------------------	------------------------------------	------------------------------------	-------------------------------------

40 Operational

0410 DUES & SUBSCRIPTIONS	1,846	1,850	1,850	1,700
0415 RECRUITING EXPENSES	88	0	250	0
0428 OTHER	0	0	0	0
0428-01 OTHER - MAIN ST	0	0	1,000	1,000

DOCUMENTS FOR ACCOUNT . . . : 01-40-41-0428-01

Other - Main Street

This amount will cover extraneous costs associated with promotional events and occasional costs for board and committee meetings.

CITY MANAGER'S COMMENTS: Approved

0430 TUITION & TRAINING	6,638	11,950	11,950	7,650
0430-01 TUITION & TRAINING - MAIN ST	0	0	2,900	1,500
0436 TRAVEL	3,987	4,550	4,550	4,550
0436-01 TRAVEL - MAIN ST	0	0	4,000	2,000
0469-01 PROMOTION - MAIN ST	0	0	2,000	2,000

Operational TOTAL :	12,559	18,350	28,500	20,400
--------------------------------------	---------------	---------------	---------------	---------------

50 Utilities

0507 CELLULAR TELEPHONE	582	800	800	800
0507-01 CELLULAR TELEPHONE - MAIN ST			900	500

Utilities TOTAL :	582	800	1,700	1,300
------------------------------------	------------	------------	--------------	--------------

Planning TOTAL . . :	601,263	759,050	846,050	650,350
-----------------------------	----------------	----------------	----------------	----------------

DIVISION SUMMARY

Fund	Department	Division
01 General	40 Community Development	42 Code Enforcement

Expenditure Summary

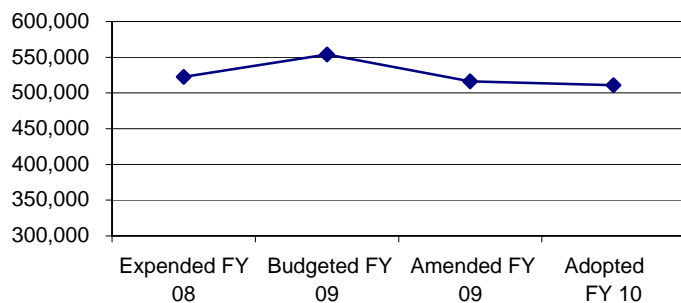
	Actual 07-08	Budgeted 08-09	Amended 08-09	Approved 09-10
Personnel	380,795	399,250	368,400	378,900
Contractual	107,355	120,100	116,500	102,800
Supplies	20,699	19,450	16,050	15,550
Operational	11,676	11,900	11,900	10,150
Utilities	2,230	3,300	3,300	3,300
Total	522,754	554,000	516,150	510,700

Personnel Schedule

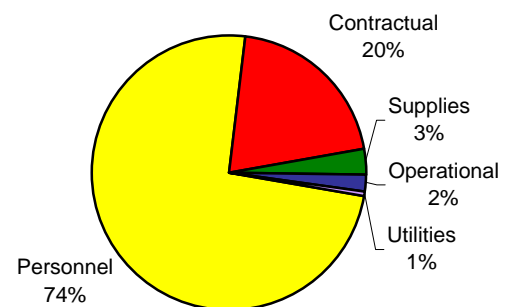
<u>Position</u>	<u>Classification</u>	<u>FY 09 Approved</u>	<u>FY 10 Approved</u>
Code Enforcement Supervisor	20	1	1
Code Enforcement Officer - LRE	16	1	1
Code Enforcement Officer	15	3	3
Code Enforcement Coordinator	12	1	1
Parking Enforcement Officer	7	0.5	0.5

Activity Trends

Financial History



FY 2010 Expenditure by Category



Fund	Department	Division
01 General Fund	40 Community Development	42 Code Enforcement

ACCOUNT	2008 Actual Expense	2009 Adopted Budget	2009 Amended Budget	2010 Approved Budget
---------	---------------------	---------------------	---------------------	----------------------

10 Salaries & Wages

0101	SALARIES & WAGES-SUPERVISOR	0	65,000	64,400	64,400
0104	SALARIES & WAGES-CLERICAL	41,576	44,000	43,600	43,600
0107	SALARIES & WAGES-LABOR	258,749	215,700	192,700	199,700
0109	SALARIES & WAGES-OVERTIME	16,052	5,300	3,300	3,000

Salaries & Wages TOTAL:	316,376	330,000	304,000	310,700
----------------------------------------------	----------------	----------------	----------------	----------------

15 Benefits

0113	EDUCATION/CERTIFICATE PAY	1,200	1,800	1,800	2,100
0114	LONGEVITY PAY	1,593	1,950	1,700	2,000
0120	FICA & MEDICARE EXPENSE	24,505	24,800	23,800	23,800
0122	T.M.R.S. RETIREMENT EXP.	37,121	40,700	37,100	40,300

Benefits TOTAL:	64,419	69,250	64,400	68,200
----------------------------------	---------------	---------------	---------------	---------------

20 Contractual

0213	CONSULTING FEES	4,017	4,250	4,250	1,650
0231	SERVICE-MAINT. CONTRACTS	3,125	4,300	4,300	4,300
0240	EQUIPMENT REPAIRS	364	250	250	250
0242	EQUIPMENT RENTAL & LEASE	4,914	5,200	5,200	5,600

DOCUMENTS FOR ACCOUNT . . . : 01-40-42-0242

Equipment Rentals and Lease

Copier \$2,800

8 boat rentals for takeline inspections @ \$350.00 each = \$2,800

CITY MANAGER'S COMMENTS: Approved

0246	VEHICLE REPAIRS	3,399	3,500	5,000	3,500
0255	CODE ENFORCEMENT CONTRACT	15,144	19,500	19,500	19,500
0256	HEALTH INSPECTION SERVICE	44,140	53,100	48,000	48,000
0257	DEMOLITION SERVICES	32,251	30,000	30,000	20,000

DOCUMENTS FOR ACCOUNT . . . : 01-40-42-0257

Demolition Services

We typically budget \$5,000 in order to fund any potential dangerous building demos. I propose that we add an additional \$15,000 to be used for demos within Lake Rockwall Estates.

CITY MANAGER'S COMMENTS: Approved

Contractual TOTAL:	107,355	120,100	116,500	102,800
-------------------------------------	----------------	----------------	----------------	----------------

Fund	Department	Division
01 General Fund	40 Community Development	42 Code Enforcement

ACCOUNT	2008 Actual Expense	2009 Adopted Budget	2009 Amended Budget	2010 Approved Budget
----------------	------------------------------------	------------------------------------	------------------------------------	-------------------------------------

30 Supplies

0301	OFFICE SUPPLIES	3,567	2,550	2,550	2,550
0310	PRINTING & BINDING	5,111	5,000	5,000	4,000
0321	UNIFORMS	1,749	1,750	1,750	1,750
0323	SMALL TOOLS	915	750	750	750

DOCUMENTS FOR ACCOUNT . . . : 01-40-42-0323

Small Tools

Misc. items (tape measures, wire cutters, locks and chains for closing of swimming pools) \$750

Following the revisions we've made to our Noise Ordinance, we need to purchase a new type of sound meter in order to measure potential violation sources.

The SoundPatrol DP 2200R Class 2Integrating/Printing Noise Ordinance Enforcement Meter Kit - SPDP-2200R SLM with accessories, QC-10 Calibrator, SPDP Printer and accessories, 59-533 storage case and a five Roll Pack for use with the SPDP-PRINTER. This item is to be used to enforce the noise ordinance. It has the capability to not only record and measure sound, but can also print much needed documentation for court appearances when necessary. \$2,262.

CITY MANAGER'S COMMENTS: Sound meter is disapproved.

0325	SAFETY SUPPLIES	523	1,500	1,500	1,500
0331	FUEL & LUBRICANTS	8,546	7,400	4,000	4,500
0347	GENERAL MAINT. SUPPLY	287	500	500	500

Supplies TOTAL :	20,699	19,450	16,050	15,550
-----------------------------------	---------------	---------------	---------------	---------------

40 Operational

0410	DUES & SUBSCRIPTIONS	4,128	3,900	3,900	3,750
0415	RECRUITING EXPENSES	0	0	0	0
0430	TUITION & TRAINING	3,952	4,800	4,800	3,200
0436	TRAVEL	3,596	3,200	3,200	3,200

Operational TOTAL :	11,676	11,900	11,900	10,150
--------------------------------------	---------------	---------------	---------------	---------------

50 Utilities

0507	CELLULAR TELEPHONE	2,230	3,300	3,300	3,300
------	--------------------	-------	-------	-------	-------

Utilities TOTAL :	2,230	3,300	3,300	3,300
------------------------------------	--------------	--------------	--------------	--------------

Code Enforcement TOTAL :	522,754	554,000	516,150	510,700
---------------------------------	----------------	----------------	----------------	----------------

DIVISION SUMMARY

Fund	Department	Division
01 General	40 Community Development	43 Inspections

Expenditure Summary

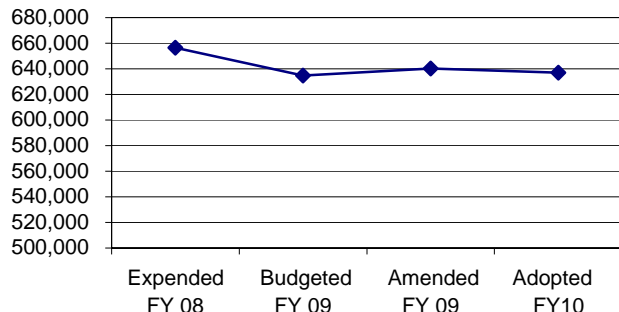
	Actual 07-08	Budgeted 08-09	Amended 08-09	Approved 09-10
Personnel	604,576	569,800	578,700	581,000
Contractual	23,931	31,750	31,750	29,250
Supplies	14,330	16,650	13,050	11,000
Operational	8,850	11,650	11,650	10,800
Utilities	4,736	5,000	5,000	5,000
Total	656,423	634,850	640,150	637,050

Personnel Schedule

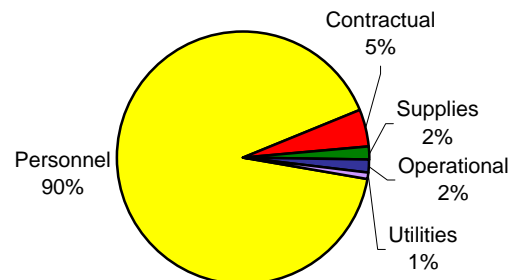
<u>Position</u>	<u>Classification</u>	<u>FY 09 Approved</u>	<u>FY 10 Approved</u>
Director of Building Inspections & Code Enforcement / Building Official	32	1	1
Senior Building Inspector	19	1	1
Plans Examiner	17	1	1
Building Inspector	16	2	2
Property Maintenance Inspector	16	1	1
Permit Technician	12	2	2

Activity Trends

Financial History



FY 2010 Expenditures by Category



Fund	Department	Division
01 General Fund	40 Community Development	43 Inspections

ACCOUNT	2008 Actual Expense	2009 Adopted Budget	2009 Amended Budget	2010 Approved Budget
----------------	------------------------------------	------------------------------------	------------------------------------	-------------------------------------

10 Salaries & Wages

0101	SALARIES & WAGES-SUPERVISOR	110,462	116,800	115,700	115,700
0104	SALARIES & WAGES-CLERICAL	87,174	90,700	90,500	90,500
0107	SALARIES & WAGES-LABOR	298,173	254,700	261,300	263,000
0109	SALARIES & WAGES-OVERTIME	1,219	2,500	1,000	1,000

Salaries & Wages TOTAL:	497,028	464,700	468,500	470,200
----------------------------------------------	----------------	----------------	----------------	----------------

15 Benefits

0113	EDUCATION/CERTIFICATE PAY	1,200	6,000	6,000	3,300
0114	LONGEVITY PAY	2,995	3,100	3,100	3,400
0116	AUTO ALLOWANCE	3,600	3,600	3,600	3,600
0120	FICA & MEDICARE EXPENSE	38,265	34,400	36,400	35,400
0122	T.M.R.S. RETIREMENT EXP.	61,488	58,000	61,100	65,100

Benefits TOTAL:	107,548	105,100	110,200	110,800
----------------------------------	----------------	----------------	----------------	----------------

20 Contractual

0213	CONSULTING FEES	0	2,500	2,500	0
0231	SERVICE-MAINT. CONTRACTS	17,688	22,600	22,600	22,600
0240	EQUIPMENT REPAIRS	77	500	500	500
0242	EQUIPMENT RENTAL & LEASE	2,806	2,650	2,650	2,650
0246	VEHICLE REPAIRS	3,360	3,500	3,500	3,500

Contractual TOTAL:	23,931	31,750	31,750	29,250
-------------------------------------	---------------	---------------	---------------	---------------

30 Supplies

0301	OFFICE SUPPLIES	1,807	2,500	2,500	1,500
0310	PRINTING & BINDING	1,964	3,550	3,550	2,500
0321	UNIFORMS	372	1,000	1,000	1,000
0323	SMALL TOOLS	602	500	500	500
0331	FUEL & LUBRICANTS	9,586	8,600	5,000	5,000
0347	GENERAL MAINT. SUPPLY	0	500	500	500

Supplies TOTAL:	14,330	16,650	13,050	11,000
----------------------------------	---------------	---------------	---------------	---------------

Fund	Department	Division
01 General Fund	40 Community Development	43 Inspections

ACCOUNT	2008 Actual Expense	2009 Adopted Budget	2009 Amended Budget	2010 Approved Budget
----------------	------------------------------------	------------------------------------	------------------------------------	-------------------------------------

40 Operational

0410	DUES & SUBSCRIPTIONS	2,953	3,050	3,050	3,050
0430	TUITION & TRAINING	5,132	4,600	4,600	4,500
0436	TRAVEL	765	4,000	4,000	3,250

Operational TOTAL :	8,850	11,650	11,650	10,800
--------------------------------------	--------------	---------------	---------------	---------------

50 Utilities

0507	CELLULAR TELEPHONE	4,736	5,000	5,000	5,000
------	--------------------	-------	-------	-------	-------

Utilities TOTAL :	4,736	5,000	5,000	5,000
------------------------------------	--------------	--------------	--------------	--------------

Building Inspections TOTAL :	656,423	634,850	640,150	637,050
-------------------------------------	----------------	----------------	----------------	----------------

DIVISION SUMMARY

Fund	Department	Division
01 General	40 Community Development	44 Animal Services

Expenditure Summary

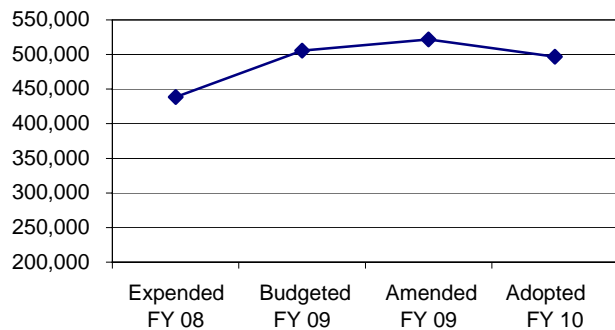
	Actual 07-08	Budgeted 08-09	Amended 08-09	Approved 09-10
Personnel	370,825	409,150	410,800	416,300
Contractual	33,784	38,600	54,600	45,250
Supplies	28,828	30,050	28,050	28,050
Operational	2,597	4,000	4,450	4,000
Utilities	2,691	3,200	3,200	3,200
Capital	-	20,500	20,500	-
Total	438,726	505,500	521,600	496,800

Personnel Schedule

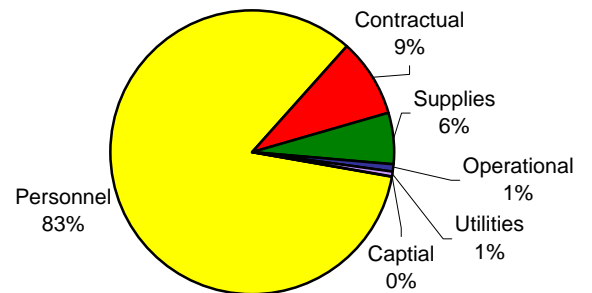
<u>Position</u>	<u>Classification</u>	<u>FY 09 Approved</u>	<u>FY 10 Approved</u>
Animal Control Supervisor	20	1	1
Animal Control Officer	12	5	5
Shelter Attendant	7	2	2

Activity Trends

Financial History



FY 2010 Expenditures by Category



Fund	Department	Division
01 General Fund	40 Community Development	44 Animal Services

ACCOUNT	2008 Actual Expense	2009 Adopted Budget	2009 Amended Budget	2010 Approved Budget
----------------	------------------------------------	------------------------------------	------------------------------------	-------------------------------------

10 Salaries & Wages

0101	SALARIES & WAGES-SUPERVISOR	57,846	61,300	60,700	60,700
0107	SALARIES & WAGES-LABOR	238,485	267,000	266,000	269,600
0109	SALARIES & WAGES-OVERTIME	8,711	9,000	9,000	9,000

Salaries & Wages TOTAL :	305,042	337,300	335,700	339,300
-----------------------------------------------	----------------	----------------	----------------	----------------

15 Benefits

0113	EDUCATION/CERTIFICATE PAY	900	1,500	1,500	1,500
0114	LONGEVITY PAY	3,827	4,150	3,900	4,400
0120	FICA & MEDICARE EXPENSE	23,435	25,100	26,100	25,300
0122	T.M.R.S. RETIREMENT EXP.	37,621	41,100	43,600	45,800

Benefits TOTAL :	65,783	71,850	75,100	77,000
-----------------------------------	---------------	---------------	---------------	---------------

20 Contractual

0231	SERVICE-MAINT. CONTRACTS	195	700	700	700
0240	EQUIPMENT REPAIRS	330	750	750	750
0242	EQUIPMENT RENTAL & LEASE	1,784	4,300	4,300	4,300
0246	VEHICLE REPAIRS	1,488	3,500	3,500	3,500
0266	VETERINARY CONTRACTS	29,112	28,350	44,350	35,000

DOCUMENTS FOR ACCOUNT . . . : 01-40-44-0266

Veterinarian Contracts

The additional funding is due to the increase we have experienced in our adoptions following our move into the new Adoption Center facility. We pay the Veterinarians to perform spay / neuter and vaccination services and these costs are recovered in the adoption fees we collect.

CITY MANAGER'S COMMENTS: Approved

0270	WASTE DISPOSAL SERVICE	876	1,000	1,000	1,000
------	------------------------	-----	-------	-------	-------

Contractual TOTAL :	33,784	38,600	54,600	45,250
--------------------------------------	---------------	---------------	---------------	---------------

30 Supplies

0301	OFFICE SUPPLIES	621	1,000	1,000	1,000
0310	PRINTING & BINDING	1,470	1,500	1,500	1,000
0321	UNIFORMS	3,000	3,500	3,500	3,500
0325	SAFETY SUPPLIES	0	750	750	750
0331	FUEL & LUBRICANTS	17,123	17,300	13,300	13,300
0347	GENERAL MAINT. SUPPLY	1,114	1,000	1,000	1,000
0375	ANIMAL SHELTER SUPPLY	5,501	5,000	7,000	7,500

Fund	Department	Division
01 General Fund	40 Community Development	44 Animal Services

ACCOUNT	2008 Actual Expense	2009 Adopted Budget	2009 Amended Budget	2010 Approved Budget
----------------	------------------------------------	------------------------------------	------------------------------------	-------------------------------------

DOCUMENTS FOR ACCOUNT . . . : 01-40-44-0375

Shelter Supplies

Our 08-09 projection for kennel cleaning agents to be utilized in our new facility was an estimate of the amount of chemicals we would need, without having any history or experience with these new cleaning agents in our new facility. Now that we have actually used these agents in the center for one year's time, we know what is needed and can more accurately determine the associated costs with purchasing the products.

CITY MANAGER'S COMMENTS: *Approved*

Supplies TOTAL :	28,828	30,050	28,050	28,050
-----------------------------------	---------------	---------------	---------------	---------------

40 Operational

0410	DUES & SUBSCRIPTIONS	470	500	500	500
0415	RECRUITING EXPENSES	205	0	450	0
0430	TUITION & TRAINING	1,028	1,750	1,750	1,750
0436	TRAVEL	894	1,750	1,750	1,750

Operational TOTAL :	2,597	4,000	4,450	4,000
--------------------------------------	--------------	--------------	--------------	--------------

50 Utilities

0507	CELLULAR TELEPHONE	2,691	3,200	3,200	3,200
------	--------------------	-------	-------	-------	-------

Utilities TOTAL :	2,691	3,200	3,200	3,200
------------------------------------	--------------	--------------	--------------	--------------

60 Capital

0612	COMPUTER EQUIPMENT	0	20,500	20,500	0
------	--------------------	---	--------	--------	---

Capital TOTAL :	0	20,500	20,500	0
----------------------------------	----------	---------------	---------------	----------

Animal Services TOTAL :	438,726	505,500	521,600	496,800
--------------------------------	----------------	----------------	----------------	----------------

DIVISION SUMMARY

Fund	Department	Division
01 General	45 Parks & Recreation	45 Parks

Expenditure Summary

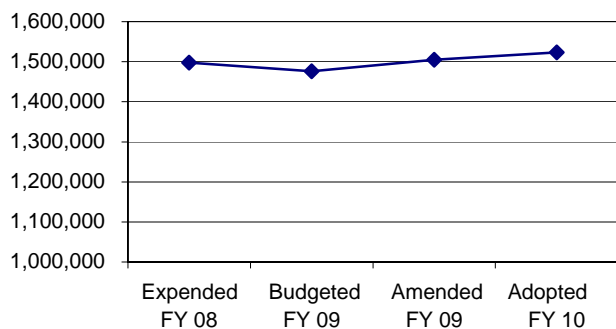
	Actual 07-08	Budgeted 08-09	Amended 08-09	Approved 09-10
Personnel	802,112	852,000	837,350	850,400
Contractual	282,331	298,000	298,500	298,500
Supplies	219,562	212,050	205,250	205,250
Operational	11,283	16,200	16,200	16,200
Utilities	176,253	98,000	148,000	153,000
Capital	5,926	-	-	-
Total	1,497,467	1,476,250	1,505,300	1,523,350

Personnel Schedule

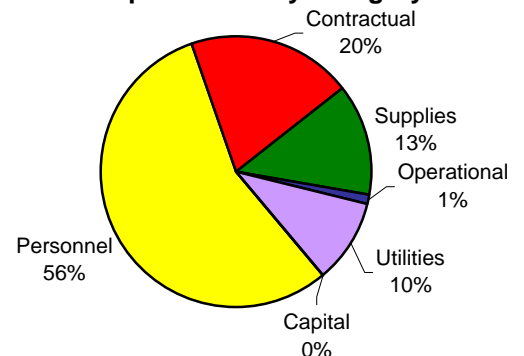
<u>Position</u>	<u>Classification</u>	<u>FY 09 Approved</u>	<u>FY 10 Approved</u>
Parks Superintendent	23	1	1
Crew Leader	13	3	3
Irrigation/Pesticide Technician	13	1	1
Landscape Beautification Coordinator	13	1	1
Equipment Operator I	9	3	3
Maintenance Worker II	8	8	8
Maintenance Worker I	8	1	1
Maintenance Worker (PT/Temporary)	-	6	6

Activity Trends

Financial History



FY 2010 Expenditures by Category



Fund	Department	Division
01 General Fund	45 Parks	45 Park Maintenance

ACCOUNT	2008 Actual Expense	2009 Adopted Budget	2009 Amended Budget	2010 Approved Budget
----------------	------------------------------------	------------------------------------	------------------------------------	-------------------------------------

10 Salaries & Wages

0101	SALARIES & WAGES-SUPERVISOR	79,626	79,850	80,100	80,100
0107	SALARIES & WAGES-LABOR	566,024	607,600	591,600	601,000
0109	SALARIES & WAGES-OVERTIME	18,108	16,000	16,800	16,000

Salaries & Wages TOTAL:	663,758	703,450	688,500	697,100
----------------------------------------------	----------------	----------------	----------------	----------------

15 Benefits

0113	EDUCATION/CERTIFICATE PAY	1,200	1,500	1,500	1,500
0114	LONGEVITY PAY	6,922	7,100	7,500	7,800
0120	FICA & MEDICARE EXPENSE	50,660	53,750	52,750	52,000
0122	T.M.R.S. RETIREMENT EXP.	79,572	86,200	87,100	92,000

Benefits TOTAL:	138,354	148,550	148,850	153,300
----------------------------------	----------------	----------------	----------------	----------------

20 Contractual

0237	UNIFORM SERVICE	10,318	10,500	11,000	11,000
0240	EQUIPMENT REPAIRS	16,745	16,500	16,500	16,500
0242	EQUIPMENT RENTAL & LEASE	10,576	17,000	17,000	17,000
0244	BUILDING REPAIRS	1,149	3,000	3,000	3,000
0246	VEHICLE REPAIRS	7,079	9,500	9,500	9,500
0247	GROUNDS MAINTENANCE	234,764	240,000	240,000	240,000
0270	WASTE DISPOSAL SERVICE	1,700	1,500	1,500	1,500

Contractual TOTAL:	282,331	298,000	298,500	298,500
-------------------------------------	----------------	----------------	----------------	----------------

30 Supplies

0301	OFFICE SUPPLIES	509	350	350	350
0310	PRINTING & BINDING	172	200	200	200
0323	SMALL TOOLS	12,262	12,500	12,500	12,500
0325	SAFETY SUPPLIES	2,553	2,000	2,000	2,000
0331	FUEL & LUBRICANTS	45,862	42,000	32,000	32,000
0333	CHEMICAL	34,139	31,500	31,500	31,500
0341	CONSTRUCTION & REPAIR SUPPLY	48,983	47,500	48,800	48,800
0347	GENERAL MAINT. SUPPLY	33,382	33,000	33,000	33,000
0349	AGRICULTURAL SUPPLIES	30,641	35,000	36,900	36,900
0350	IRRIGATION SYS SUPPLIES	11,059	8,000	8,000	8,000

Supplies TOTAL:	219,562	212,050	205,250	205,250
----------------------------------	----------------	----------------	----------------	----------------

Fund	Department	Division		
01 General Fund	45 Parks	45 Park Maintenance		
ACCOUNT	2008 Actual Expense	2009 Adopted Budget	2009 Amended Budget	2010 Approved Budget
40 Operational				
0415 RECRUITING EXPENSES	1,482	1,500	1,500	1,500
0430 TUITION & TRAINING	4,498	3,500	3,500	3,500
0436 TRAVEL	1,128	3,200	3,200	3,200
0480 VOLUNTEER PROGRAM	4,175	8,000	8,000	8,000
Operational TOTAL :	11,283	16,200	16,200	16,200
50 Utilities				
0507 CELLULAR TELEPHONE	1,412	3,000	3,000	3,000
0513 WATER	174,841	95,000	145,000	150,000
Utilities TOTAL :	176,253	98,000	148,000	153,000
60 Capital				
0621 FIELD MACHINERY & EQUIPMENT	5,926	0	0	0
Capital TOTAL :	5,926	0	0	0
Parks TOTAL . . . :	1,497,467	1,476,250	1,505,300	1,523,350

DIVISION SUMMARY

Fund	Department	Division
01 General	45 Parks & Recreation	46 Harbor O&M

Expenditure Summary

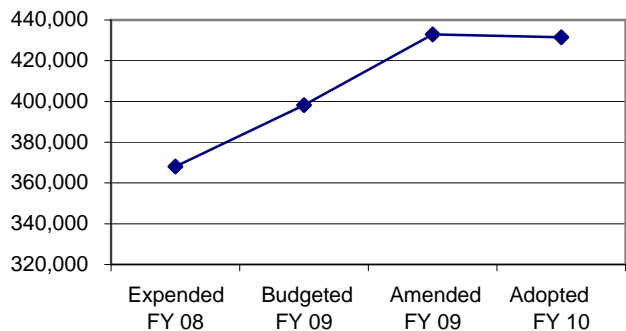
	Actual 07-08	Budgeted 08-09	Amended 08-09	Approved 09-10
Personnel	53,574	95,300	84,250	96,400
Contractual	113,777	105,700	105,700	107,200
Supplies	55,838	57,400	53,100	52,400
Operational	6,100	5,500	5,500	5,500
Utilities	138,763	132,400	182,400	170,000
Capital	-	1,950	1,950	-
Total	368,052	398,250	432,900	431,500

Personnel Schedule

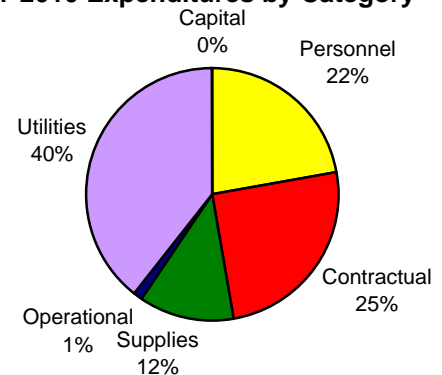
<u>Position</u>	<u>Classification</u>	<u>FY 09 Approved</u>	<u>FY 10 Approved</u>
Harbor Technician	13	1	1
Maintenance Worker II	8	1	1

Activity Trends

Financial History



FY 2010 Expenditures by Category



Fund	Department	Division
01 General Fund	45 Parks	46 Harbor O & M

ACCOUNT	2008 Actual Expense	2009 Adopted Budget	2009 Amended Budget	2010 Approved Budget
----------------	------------------------------------	------------------------------------	------------------------------------	-------------------------------------

10 Salaries & Wages

0107	SALARIES & WAGES-LABOR	39,453	75,300	67,400	75,300
0109	SALARIES & WAGES-OVERTIME	5,142	4,000	2,000	4,000

Salaries & Wages TOTAL :	44,595	79,300	69,400	79,300
-----------------------------------------------	---------------	---------------	---------------	---------------

15 Benefits

0113	EDUCATION/CERTIFICATE PAY	0	300	300	300
0114	LONGEVITY PAY	155	500	250	600
0120	FICA & MEDICARE EXPENSE	3,388	5,800	5,300	5,800
0122	T.M.R.S. RETIREMENT EXP.	5,436	9,400	9,000	10,400

Benefits TOTAL :	8,979	16,000	14,850	17,100
-----------------------------------	--------------	---------------	---------------	---------------

20 Contractual

0237	UNIFORM SERVICE	400	1,200	1,200	1,200
0240	EQUIPMENT REPAIRS	5,356	6,000	6,000	7,500
0242	EQUIPMENT RENTAL & LEASE	4,602	3,500	3,500	3,500
0244	BUILDING REPAIRS	14,934	3,000	3,000	3,000
0245	POOL REPAIR & MAINT	1,702	2,000	2,000	2,000
0246	VEHICLE REPAIRS	25	2,500	2500	2,500
0247	GROUNDS MAINTENANCE	50,762	60,000	60,000	60,000
0258	SECURITY SERVICES	35,995	26,500	26,500	26,500
0270	WASTE DISPOSAL SERVICE	0	1,000	1,000	1,000

Contractual TOTAL :	113,777	105,700	105,700	107,200
--------------------------------------	----------------	----------------	----------------	----------------

30 Supplies

0310	PRINTING & BINDING	81	3,000	3,000	0
0321	UNIFORMS	402	500	0	0
0323	SMALL TOOLS	2,037	2,000	2,000	2,000
0325	SAFETY SUPPLIES	533	500	500	500
0331	FUEL & LUBRICANTS	6,500	6,800	3,000	3,000
0333	CHEMICAL	30,605	30,600	30,600	30,600
0341	CONSTRUCTION & REPAIR SUPPLY	21	0	0	0
0347	GENERAL MAINT. SUPPLY	5,486	5,000	5,000	7,000
0349	AGRICULTURAL SUPPLIES	9,664	8,500	8,500	8,500
0350	IRRIGATION SYS SUPPLIES	510	500	500	800

Supplies TOTAL :	55,838	57,400	53,100	52,400
-----------------------------------	---------------	---------------	---------------	---------------

40 Operational

Fund	Department	Division
01 General Fund	45 Parks	46 Harbor O & M

ACCOUNT	2008 Actual Expense	2009 Adopted Budget	2009 Amended Budget	2010 Approved Budget
0469 PROMOTION EXPENSE	970	2,000	2,000	2,000
0489 HARBOR RENTAL SUPPLIES	5,130	3,500	3,500	3,500
Operational TOTAL :	6,100	5,500	5,500	5,500

50 Utilities

0501 ELECTRICITY	121,773	110,000	130,000	130,000
0507 CELLULAR TELEPHONE	764	1,200	1,200	0
0508 TELEPHONE SERVICE	0	1,200	1,200	0
0513 WATER	16,226	20,000	50,000	40,000

DOCUMENTS FOR ACCOUNT . . . : 01-45-46-0513

Fountain and Irrigation

The water bills for the fountain, spray plaza and grounds irrigation are running well ahead of budget and the prior year's expense. Staff has installed and tested pumping which will allow irrigation from the Dallas water supply which should lower our bills for the new year.

CITY MANAGER'S COMMENTS: *Approved*

Utilities TOTAL :	138,763	132,400	182,400	170,000
------------------------------------	----------------	----------------	----------------	----------------

60 Capital

0617 RADIO EQUIPMENT	0	1,950	1,950	0
----------------------	---	-------	-------	---

Capital TOTAL :	0	1,950	1,950	0
----------------------------------	----------	--------------	--------------	----------

HARBOR O&M TOTAL :	368,052	398,250	432,900	431,500
-------------------------------	----------------	----------------	----------------	----------------

DIVISION SUMMARY

Fund	Department	Division
01 General	45 Parks & Recreation	47 Recreation

Expenditure Summary

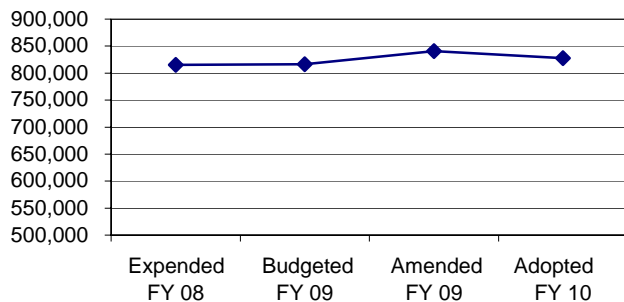
	Actual 07-08	Budgeted 08-09	Amended 08-09	Approved 09-10
Personnel	544,780	599,700	587,950	594,200
Contractual	52,280	47,550	75,550	53,000
Supplies	48,292	51,200	50,700	48,050
Operational	106,361	54,550	58,250	57,300
Utilities	63,528	63,400	68,400	75,400
Total	815,240	816,400	840,850	827,950

Personnel Schedule

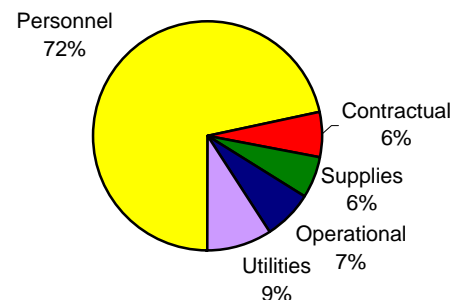
<u>Position</u>	<u>Classification</u>	<u>FY 09 Approved</u>	<u>FY 10 Approved</u>
Director of Parks & Recreation/Streets	33	1	1
Parks & Recreation Manager	25	1	1
Recreation Superintendent	23	1	1
Recreation Coordinator	16	1	1
Administrative Assistant	12	1	1
Recreation Assistant	9	1	1
Temporary Part - Time (Seasonal)	N/A		

Activity Trends

Financial History



FY 2010 Expenditures by Category



Fund	Department	Division
01 General Fund	45 Parks	47 Recreation

ACCOUNT	2008 Actual Expense	2009 Adopted Budget	2009 Amended Budget	2010 Approved Budget
----------------	------------------------------------	------------------------------------	------------------------------------	-------------------------------------

10 Salaries & Wages

0101	SALARIES & WAGES-SUPERVISOR	251,664	266,700	264,200	266,700
0104	SALARIES & WAGES-CLERICAL	86,431	135,000	121,100	121,100
0107	SALARIES & WAGES-LABOR	115,969	107,000	107,000	107,000

DOCUMENTS FOR ACCOUNT . . . : 01-45-47-0107

RISD Natatorium Recreational Use

The RISD has offered us exclusive hourly use of their new natatorium. They have made the facility available to us during the hours of roughly 12:00 noon through 8:00 pm each night, during the school year to administer recreational programs. If we accept the proposal, the City will be responsible for staffing the facility with supervision and lifeguard staff. Under the RISD proposal, the RISD will be selling memberships to the natatorium for public use and the City would collect 80% of the revenue. Staffing would consist of four lifeguards daily and a supervisor. The project cost is \$83,600.

Revenue is estimated at under \$10,000.

CITY MANAGER'S COMMENTS: Funding is not included for this program. A separate memo is being provided by the Department Director.

0109	SALARIES & WAGES-OVERTIME	4,461	1,000	1,500	1,000
------	---------------------------	-------	-------	-------	-------

Salaries & Wages TOTAL:	458,525	509,700	493,800	495,800
----------------------------------------------	----------------	----------------	----------------	----------------

15 Benefits

0114	LONGEVITY PAY	1,565	1,800	1,950	2,300
0116	AUTO ALLOWANCE	5,100	5,100	5,100	5,100
0120	FICA & MEDICARE EXPENSE	35,181	35,700	37,400	37,200
0122	T.M.R.S. RETIREMENT EXP.	44,409	47,400	49,700	53,800

Benefits TOTAL:	86,255	90,000	94,150	98,400
----------------------------------	---------------	---------------	---------------	---------------

20 Contractual

0231	SERVICE-MAINT. CONTRACTS	4,175	4,950	4,950	5,400
0239	RECREATION CONTRACT	1,706	2,000	2,000	2,000
0242	EQUIPMENT RENTAL & LEASE	6,305	10,100	10,100	10,100
0243	BUILDING LEASE	33,636	24,000	29,000	29,000
0245	POOL REPAIR & MAINT	6,099	6,000	29,000	6,000
0246	VEHICLE REPAIRS	359.51	500	500	500

Contractual TOTAL:	52,280	47,550	75,550	53,000
-------------------------------------	---------------	---------------	---------------	---------------

Fund	Department	Division
01 General Fund	45 Parks	47 Recreation

ACCOUNT	2008 Actual Expense	2009 Adopted Budget	2009 Amended Budget	2010 Approved Budget
----------------	------------------------------------	------------------------------------	------------------------------------	-------------------------------------

30 Supplies

0301	OFFICE SUPPLIES	2,714	1,950	1,950	1,950
0307	POSTAGE	5,345	5,400	5,400	2,000
0310	PRINTING & BINDING	19,960	16,500	16,500	16,500
0321	UNIFORMS	1,545	2,100	2,100	2,100
0331	FUEL & LUBRICANTS	2,130	2,000	1,500	1,500
0333	CHEMICAL	13,568	8,500	8,500	9,250
0347	GENERAL MAINT. SUPPLY	540	1,250	1,250	1,250
0390	SWIMMING POOL SUPPLIES	2,489	2,500	2,500	2,500
0391	RECREATION PROG. SUPPLY	0	11,000	11,000	11,000

Supplies TOTAL :	48,292	51,200	50,700	48,050
-----------------------------------	---------------	---------------	---------------	---------------

40 Operational

0406	SPECIAL EVENTS	87,737	37,000	38,500	38,500
0410	DUES & SUBSCRIPTIONS	1,981	1,750	1,750	1,750
0415	RECRUITING EXPENSES	3,469	1,500	3,700	3,500
0428	OTHER	1,772	1,500	1,500	1,500
0430	TUITION & TRAINING	3,997	4,900	4,900	4,900
0436	TRAVEL	7,405	7,900	7,900	7,150

Operational TOTAL :	106,361	54,550	58,250	57,300
--------------------------------------	----------------	---------------	---------------	---------------

50 Utilities

0501	ELECTRICITY	60,804	60,000	65,000	72,000
0507	CELLULAR TELEPHONE	2,724	3,400	3,400	3,400

Utilities TOTAL :	63,528	63,400	68,400	75,400
------------------------------------	---------------	---------------	---------------	---------------

Recreation TOTAL :	815,240	816,400	840,850	827,950
---------------------------	----------------	----------------	----------------	----------------

DIVISION SUMMARY

Fund	Department	Division
01 General	45 Parks & Recreation	49 Streets

Expenditure Summary

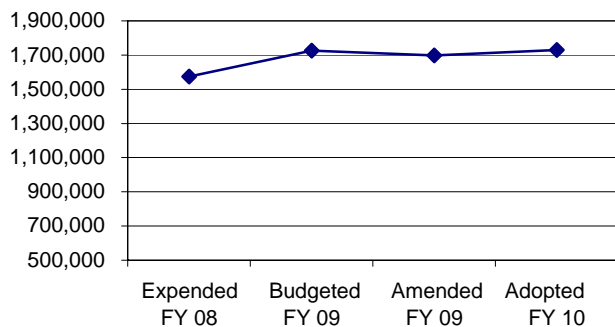
	Actual 07-08	Budgeted 08-09	Amended 08-09	Approved 09-10
Personnel	641,272	586,700	575,600	575,300
Contractual	66,501	59,900	64,900	65,100
Supplies	486,234	677,350	640,950	669,450
Operational	260	2,500	1,000	2,500
Utilities	371,635	379,500	394,500	417,500
Capital	8,429	20,600	20,600	-
Total	1,574,332	1,726,550	1,697,550	1,729,850

Personnel Schedule

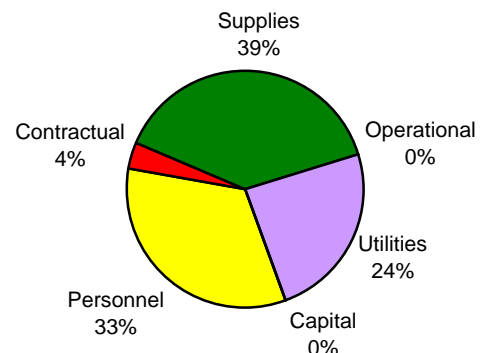
<u>Position</u>	<u>Classification</u>	<u>FY 09 Approved</u>	<u>FY 10 Approved</u>
Superintendent	24	1	1
Crew Leader	13	2	2
Equipment Operator II	11	2	2
Equipment Operator I	10	1	1
Maintenance Worker II	8	5	5

Activity Trends

Financial History



FY 2010 Expenditures by Category



Fund	Department	Division
01 General Fund	45 Parks	49 Street Maintenance

ACCOUNT	2008 Actual Expense	2009 Adopted Budget	2009 Amended Budget	2010 Approved Budget
----------------	------------------------------------	------------------------------------	------------------------------------	-------------------------------------

10 Salaries & Wages

0101	SALARIES & WAGES-SUPERVISOR	151,377	82,200	82,400	82,400
0107	SALARIES & WAGES-LABOR	371,317	390,800	379,400	375,900
0109	SALARIES & WAGES-OVERTIME	5,254	10,000	8,500	10,000

Salaries & Wages TOTAL :	527,948	483,000	470,300	468,300
-----------------------------------------------	----------------	----------------	----------------	----------------

15 Benefits

0114	LONGEVITY PAY	8,103	8,200	8,100	8,100
0120	FICA & MEDICARE EXPENSE	40,101	36,200	36,200	35,200
0122	T.M.R.S. RETIREMENT EXP.	65,121	59,300	61,000	63,700

Benefits TOTAL :	113,325	103,700	105,300	107,000
-----------------------------------	----------------	----------------	----------------	----------------

20 Contractual

0213	CONSULTING FEES	29,453	0	0	
0231	SERVICE-MAINT. CONTRACTS	0	2,400	2,400	2,400
0237	UNIFORM SERVICE	8,651	7,500	7,500	7,500
0240	EQUIPMENT REPAIRS	8,126	12,000	14,000	14,000
0242	EQUIPMENT RENTAL & LEASE	1,090	2,000	3,000	2,000
0246	VEHICLE REPAIRS	9,263	9,000	11,000	11,000
0270	WASTE DISPOSAL SERVICE	9,158	26,800	26,800	28,000
0271	LANDFILL MAINTENANCE	762	200	200	200

Contractual TOTAL :	66,501	59,900	64,900	65,100
--------------------------------------	---------------	---------------	---------------	---------------

30 Supplies

0301	OFFICE SUPPLIES	565	400	500	500
0310	PRINTING & BINDING	0	100	100	100
0323	SMALL TOOLS	4,768	6,100	6,100	6,100
0325	SAFETY SUPPLIES	3,195	12,550	12,550	12,550
0331	FUEL & LUBRICANTS	33,798	33,000	25,000	25,000
0333	CHEMICAL	46	200	200	200
0341	CONSTRUCTION & REPAIR SUPPLY	411,814	583,000	552,000	583,000
0347	GENERAL MAINT. SUPPLY	7,308	5,000	5,000	5,000
0384	DRAIN. SYS. REPAIR SUPP	6,587	20,000	20,000	20,000
0392	SIGNS AND SIGNALS	18,155	17,000	19,500	17,000

Supplies TOTAL :	486,234	677,350	640,950	669,450
-----------------------------------	----------------	----------------	----------------	----------------

Fund	Department	Division
01 General Fund	45 Parks	49 Street Maintenance

ACCOUNT	2008 Actual Expense	2009 Adopted Budget	2009 Amended Budget	2010 Approved Budget
----------------	------------------------------------	------------------------------------	------------------------------------	-------------------------------------

40 Operational

0415	RECRUITING EXPENSE	235	0	200	0
0430	TUITION & TRAINING	0	1500	300	1,500
0436	TRAVEL	25	1000	500	1,000

Operational TOTAL :	260	2,500	1,000	2,500
--------------------------------------	------------	--------------	--------------	--------------

50 Utilities

0504	STREET LIGHTING	369,316	377,000	392,000	415,000
0507	CELLULAR TELEPHONE	2,319	2,500	2,500	2,500

Utilities TOTAL :	371,635	379,500	394,500	417,500
------------------------------------	----------------	----------------	----------------	----------------

60 Capital

0610	FURNITURE & FIXTURES	0	11,000	11000	0
0621	FIELD MACHINERY & EQUIPMENT	8,429	9,600	9,600	0

Capital TOTAL :	8,429	20,600	20,600	0
----------------------------------	--------------	---------------	---------------	----------

Streets TOTAL . . :	1,574,332	1,726,550	1,697,550	1,729,850
----------------------------	------------------	------------------	------------------	------------------

DIVISION SUMMARY

Fund	Department	Division
01 General	50 Public Works	53 Engineering

Expenditure Summary

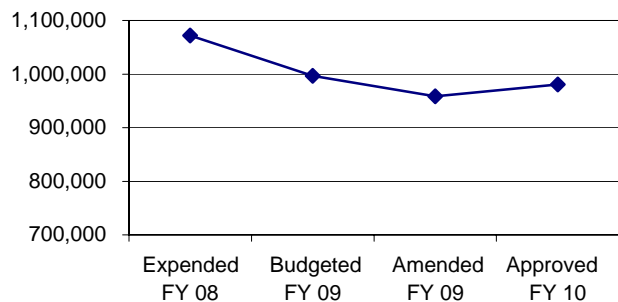
	Actual 07-08	Budgeted 08-09	Amended 08-09	Approved 09-10
Personnel	927,019	858,100	822,400	842,100
Contractual	98,780	86,500	86,500	92,100
Supplies	24,700	20,400	17,400	16,500
Operational	17,395	26,150	26,250	25,150
Utilities	4,287	5,000	5,000	4,750
Capital	-	800	800	-
Total	1,072,182	996,950	958,350	980,600

Personnel Schedule

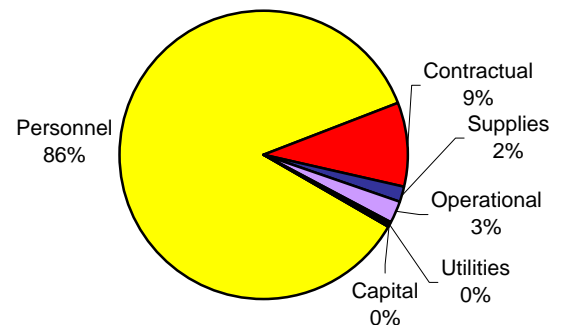
<u>Position</u>	<u>Classification</u>	<u>FY 09 Approved</u>	<u>FY 10 Approved</u>
City Engineer/Public Works Director	33	1	1
Engineer II	24	2	2
Engineer Designer	22	1	1
Senior Construction Inspector	19	1	1
Construction Inspector I	16	4	4
Customer Service Coordinator	12	1	1

Activity Trends

Financial History



FY 2010 Expenditures by Category



Fund	Department	Division
01 General Fund	50 Public Works	53 Engineering

ACCOUNT	2008 Actual Expense	2009 Adopted Budget	2009 Amended Budget	2010 Approved Budget
----------------	------------------------------------	------------------------------------	------------------------------------	-------------------------------------

10 Salaries & Wages

0101	SALARIES & WAGES-SUPERVISOR	122,707	130,100	130,500	130,100
0104	SALARIES & WAGES-CLERICAL	307,755	276,400	275,800	276,300
0107	SALARIES & WAGES-LABOR	311,120	283,100	243,900	263,000
0109	SALARIES & WAGES-OVERTIME	21,342	20,000	24,500	20,000

Salaries & Wages TOTAL:	762,925	709,600	674,700	689,400
----------------------------------------------	----------------	----------------	----------------	----------------

15 Benefits

0113	EDUCATION/CERTIFICATE PAY	0	1,200	1200	1,200
0114	LONGEVITY PAY	6,967	4,700	3,500	4,000
0116	AUTO ALLOWANCE	5,100	5,100	5,100	5,100
0120	FICA & MEDICARE EXPENSE	57,804	51,000	50,700	49,800
0122	T.M.R.S. RETIREMENT EXP.	94,223	86,500	87,200	92,600

Benefits TOTAL:	164,094	148,500	147,700	152,700
----------------------------------	----------------	----------------	----------------	----------------

20 Contractual

0213	CONSULTING FEES	84,079	73,000	73,000	67,000
0231	SERVICE-MAINT. CONTRACTS	3,783	5,100	5,100	20,100

DOCUMENTS FOR ACCOUNT . . . : 01-50-53-0231

Maintenance Agreements

- \$1,000 Copier/plotter
- 4,100 AutoCAD
- 4,200 Traffic Signal - new agreement for Ralph Hall Pkwy signal
- 10,800 RR Crossing - new agreement for (3) RR crossings

CITY MANAGER'S COMMENTS: Approved

0232	TEMPORARY LABOR SERVICES	1,475	0	0	0
0240	EQUIPMENT REPAIRS	278	500	500	500
0242	EQUIPMENT RENTAL & LEASE	4,610	3,900	3,900	500
0246	VEHICLE REPAIRS	4,555	4,000	4,000	4,000

Contractual TOTAL:	98,780	86,500	86,500	92,100
-------------------------------------	---------------	---------------	---------------	---------------

30 Supplies

0301	OFFICE SUPPLIES	4,077	1,350	1,350	1,350
0310	PRINTING & BINDING	1,316	1,200	1,200	1,200
0321	UNIFORMS	704	1,000	1,000	800
0323	SMALL TOOLS	124	750	750	750
0325	SAFETY SUPPLIES	269	1,200	1,200	500

Fund	Department	Division
01 General Fund	50 Public Works	53 Engineering

ACCOUNT	2008 Actual Expense	2009 Adopted Budget	2009 Amended Budget	2010 Approved Budget
0331 FUEL & LUBRICANTS	14,771	12,500	9,500	9,500
0341 CONSTRUCTION & REPAIR SUPPLY	2,227	1,200	1,200	1,200
0347 GENERAL MAINT. SUPPLY	1,212	1,200	1,200	1,200
Supplies TOTAL:	24,700	20,400	17,400	16,500

40 Operational

0410 DUES & SUBSCRIPTIONS	7,105	13,600	13,600	13,600
0415 RECRUITING EXPENSES	0	0	100	0
0430 TUITION & TRAINING	7,367	8,050	8,050	8,050
0436 TRAVEL	2,924	4,500	4,500	3,500
Operational TOTAL:	17,395	26,150	26,250	25,150

50 Utilities

0507 CELLULAR TELEPHONE	4,287	5,000	5,000	4,750
Utilities TOTAL:	4,287	5,000	5,000	4,750

60 Capital

0610 FURNITURE & FIXTURES	0	800	800	0
0623 VEHICLES	0	0	0	0

DOCUMENTS FOR ACCOUNT . . . : 01-50-53-0623

New Trucks

We have two trucks that need to be retired. One is Unit 107, a 2000 Chevy ¾ ton pickup with 60,520 miles on it. It gets about 6.1 miles per gallon. The other is Unit 110, a 2001 Ford ¾ ton pickup with 88,880 miles on it. It gets about 8 miles per gallon. As part of our green program we can improve the gas mileage for these vehicles to 14 City and 19 Highway miles per gallon by purchasing ½-ton Ford pickups. The new vehicles will be in line with our "Clean Fleet Vehicle Resolution" by conforming to the latest emission standard. They have an EPA Greenhouse Score of 7.2 ea ½-ton Extended Cab Pickups at \$18,000 Total \$36,000.

CITY MANAGER'S COMMENTS: Approved, financed with Contractual Obligations.

Capital TOTAL:	0	800	800	0
---------------------------------	----------	------------	------------	----------

Engineering TOTAL . . .:	1,072,182	996,950	958,350	980,600
---------------------------------	------------------	----------------	----------------	----------------

ENTERPRISE FUND

Water and Sewer Fund - to account for the provision of water and sewer services to the residents of the City and some special water districts. All activities necessary to provide such services are accounted for in this fund, including, but not limited to

SUMMARY OF OPERATIONS

Fund

02 Water & Sewer

	Actual 07-08	Budgeted 08-09	Amended 08-09	Approved 09-10
Operating Revenues	10,232,602	10,357,600	11,017,600	11,768,900
Operating Expenses	9,308,603	10,636,400	10,375,350	10,905,550
Depreciation & Amortization Expense	1,664,217	1,000,000	1,000,000	1,000,000
Operating Income (Loss)	(740,219)	(1,278,800)	(357,750)	(136,650)
Non-Operating Revenues	3,381,836	1,861,100	1,736,100	3,215,000
Non-Operating Expenses	1,233,922	1,958,650	2,040,650	1,999,650
Non-Operating Income (Loss)	2,147,914	(97,550)	(304,550)	1,215,350
Net Income (Loss) Before Transfers	1,407,695	(1,376,350)	(662,300)	1,078,700
Net Transfers In (Out)	(1,315,405)	(1,228,300)	(1,310,050)	(1,375,400)
Net Income (Loss)	92,290	(2,604,650)	(1,972,350)	(296,700)
Retained Earnings - Beginning	9,860,027	8,913,701	9,952,317	7,979,967
Retained Earnings - Ending	9,952,317	6,309,051	7,979,967	7,683,267
Working Capital	4,374,587	4,949,350	3,433,887	4,509,837

The Water and Sewer Fund has previously been reported on a full accrual basis - all outstanding utility bills are reported as if collected. All bond proceeds and Impact Fees, although restricted in their use, have been included in the Retained Earnings in the Retained Earnings in prior budget years.

Staff has adjusted Actual 07-08, Amended 08-09 and Proposed 09-10 Retained Earnings to reflect those resources which are unrestricted in nature. In addition, we have added the figures for Working Capital which is defined as Current Assets minus Current Liabilities and best approximates the term "Fund Balance".

SUMMARY OF REVENUES

Fund

02 Water & Sewer

Account	Description	Actual 07-08	Budgeted 08-09	Amended 08-09	Approved 09-10
Available Operating Revenues:					
4601	Retail Water Sales	6,060,405	6,037,500	6,337,500	6,838,100
4603	Sewer Charges	2,409,621	2,467,500	2,677,500	2,898,000
4605	Pretreatment Charges	14,294	20,600	20,600	21,300
4607	Garbage Revenue	6,250	-	-	-
4609	HHW Fees	78,766	85,000	80,000	85,000
4610	Penalties	123,373	100,000	132,000	100,000
4612	Water Fines	390	-	-	-
Total Utility Sales		8,693,101	8,710,600	9,247,600	9,942,400
4622	RCH Water Sales	408,127	475,000	477,000	480,000
4632	Blackland Water Sales	387,837	385,000	470,000	472,000
4650	City of Heath Water Sales	651,436	700,000	720,000	787,500
Total Contract Sales		1,447,400	1,560,000	1,667,000	1,739,500
4660	Water Taps	71,855	70,000	86,000	70,000
4662	Sewer Taps	11,595	9,000	9,000	9,000
Total Other Receipts		83,451	79,000	95,000	79,000
4665	Meter Rental Fees	8,650	8,000	8,000	8,000
Total Other Fees		8,650	8,000	8,000	8,000
Total Operating Revenues		10,232,602	10,357,600	11,017,600	11,768,900
Available Non-Operating Revenues					
4001	Interest Earnings	629,133	300,000	175,000	125,000
4019	Other	152,703	110,000	110,000	90,000
4035	Impact Fees	2,600,000	1,451,100	1,451,100	3,000,000
4500	Grant Proceeds	-	-	-	-
Total Non-Operating Revenue		3,381,836	1,861,100	1,736,100	3,215,000
Total Available Revenues		13,614,438	12,218,700	12,753,700	14,983,900

SUMMARY OF OPERATING TRANSFERS

Fund

02 Water & Sewer

	Actual 07-08	Budgeted 08-09	Amended 08-09	Approved 09-10
Operating Transfers In				
From Recycling Fund	-	34,000	34,000	-
Operating Transfers Out				
To General Fund	538,100	589,600	589,600	598,900
To Insurance Fund	708,750	635,500	685,500	735,000
To Worker's Comp Fund	30,000	30,000	30,000	30,000
To Street Improvements Fund	-	-	31,750	-
To Bond Projects	27,955	-	-	-
To Tech Replacement Fund	10,600	7,200	7,200	11,500
Total Transfers Out	1,315,405	1,262,300	1,344,050	1,375,400
Net Operating Transfers In (Out)	(1,315,405)	(1,228,300)	(1,310,050)	(1,375,400)

SUMMARY OF EXPENSES

Fund

02 Water & Sewer

Department	Actual 07-08	Budgeted 08-09	Amended 08-09	Approved 09-10
Operating Expenses				
Departmental Expenses:				
61 Utility Billing	804,760	811,000	813,150	823,200
63 Water Operations	5,174,495	7,576,300	6,143,600	8,076,950
67 Sewer Operations	3,790,953	3,925,200	3,794,700	3,687,250
Total Dept. Expenses	9,770,208	12,312,500	10,751,450	12,587,400
Conversion to GAAP:				
Less Capital	461,604	1,676,100	376,100	1,681,850
Total Operating Expenses	9,308,603	10,636,400	10,375,350	10,905,550
Non Operating Expenses				
62 Long Term Debt	2,814,609	3,916,850	4,020,850	4,058,300
Conversion to GAAP:				
Less Debt Retirement	1,580,687	1,958,200	1,980,200	2,058,650
Total Non-Operating Expenses	1,233,922	1,958,650	2,040,650	1,999,650
Total Expenses	10,542,525	12,595,050	12,416,000	12,905,200

DIVISION SUMMARY

Fund	Department	Division
02 Water & Sewer	60 Utility Services	61 Utility Billing

Expenditure Summary

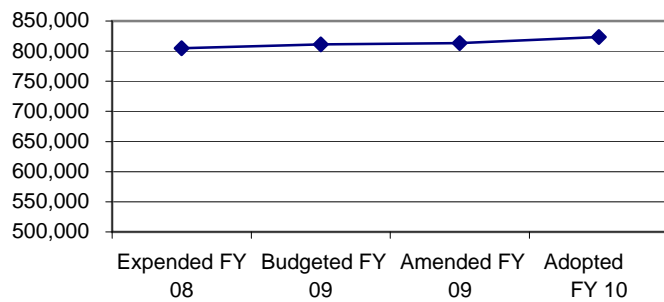
	Actual 07-08	Budgeted 08-09	Amended 08-09	Approved 09-10
Personnel	364,283	391,300	382,800	390,500
Contractual	211,382	225,600	225,600	225,600
Supplies	79,203	75,300	75,300	78,300
Operational	149,892	118,800	129,450	128,800
Total	804,760	811,000	813,150	823,200

Personnel Schedule

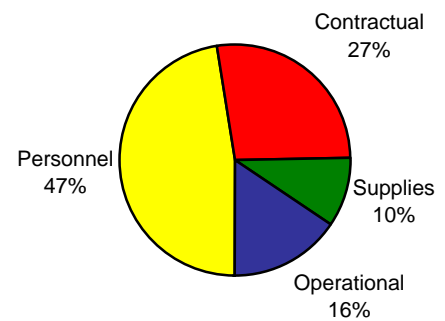
<u>Position</u>	<u>Classification</u>	<u>FY 09 Approved</u>	<u>FY 10 Approved</u>
Utility Billing Supervisor	20	1	1
Customer Service Representative	9	3	3
Meter Technician	9	4	4

Activity Trends

Financial History



FY 2010 Expenditures by Category



Fund	Department	Division
02 Water & Sewer	60 Utility Services	61 Utility Billing

ACCOUNT	2008 Actual Expense	2009 Adopted Budget	2009 Amended Budget	2010 Approved Budget
----------------	------------------------------------	------------------------------------	------------------------------------	-------------------------------------

10 Salaries & Wages

0101	SALARIES & WAGES-SUPERVISOR	66,678	68,900	69,200	69,200
0104	SALARIES & WAGES-CLERICAL	95,259	105,900	97,400	102,100
0107	SALARIES & WAGES-LABOR	139,504	148,000	147,100	147,100
0109	SALARIES & WAGES-OVERTIME	221.51	500	1000	500

Salaries & Wages TOTAL:	301,662	323,300	314,700	318,900
----------------------------------------------	----------------	----------------	----------------	----------------

15 Benefits

0114	LONGEVITY PAY	2,509	2,800	2,800	3,100
0120	FICA & MEDICARE EXPENSE	23,318	24,700	24,700	24,400
0122	T.M.R.S. RETIREMENT EXP.	36,793	40,500	40,600	44,100

Benefits TOTAL:	62,621	68,000	68,100	71,600
----------------------------------	---------------	---------------	---------------	---------------

20 Contractual

0210	AUDITING	16,500	17,500	17,500	17,500
0217	IT SERVICE	31,013	32,000	32,000	32,000
0223	INSURANCE-SURETY BONDS	254	400	400	400
0225	INSURANCE-AUTOMOBILES	21,000	23,000	23,000	23,000
0227	INSURANCE-REAL PROPERTY	17,500	19,500	19,500	19,500
0228	INSURANCE-CLAIMS & DED.	26,665	25,000	25,000	25,000
0229	INSURANCE-LIABILITY	18,000	20,000	20,000	20,000
0231	SERVICE-MAINT. CONTRACTS	71,556	77,500	77,500	77,500
0240	EQUIPMENT REPAIRS	0	1,000	1,000	1,000
0242	EQUIPMENT RENTAL & LEASE	8,895	9,700	9,700	9,700

Contractual TOTAL:	211,382	225,600	225,600	225,600
-------------------------------------	----------------	----------------	----------------	----------------

30 Supplies

0301	OFFICE SUPPLIES	1,531	1,800	1,800	1,800
0307	POSTAGE	68,976	65,000	65,000	68,000
0310	PRINTING & BINDING	7,953	7,500	7,500	7,500
0347	GENERAL MAINT. SUPPLY	742.47	1,000	1,000	1,000

Supplies TOTAL:	79,203	75,300	75,300	78,300
----------------------------------	---------------	---------------	---------------	---------------

Fund	Department	Division
02 Water & Sewer	60 Utility Services	61 Utility Billing

ACCOUNT	2008 Actual Expense	2009 Adopted Budget	2009 Amended Budget	2010 Approved Budget
----------------	------------------------------------	------------------------------------	------------------------------------	-------------------------------------

40 Operational

0410 DUES & SUBSCRIPTIONS	165	300	300	300
0415 RECRUITING EXPENSES	117.5	0	150	0
0430 TUITION & TRAINING	1,735	2,500	2,500	2,500
0436 TRAVEL	48	1,000	1000	1,000
0450 BAD DEBT EXPENSE	75,651	30,000	30,000	30,000
0490 HOUSEHOLD HAZ WASTE DAY	72,175	85,000	95,500	95,000

Operational TOTAL :	149,892	118,800	129,450	128,800
--------------------------------------	----------------	----------------	----------------	----------------

Utility Billing TOTAL :	804,760	811,000	813,150	823,200
--------------------------------	----------------	----------------	----------------	----------------

DIVISION SUMMARY

Fund	Department	Division
02 Water & Sewer	60 Utility Services	62 Long Term Debt

Expenditure Summary

	Actual 07-08	Budgeted 08-09	Amended 08-09	Approved 09-10
Debt Service	2,814,609	3,916,850	4,020,850	4,058,300
Total	<u>2,814,609</u>	<u>3,916,850</u>	<u>4,020,850</u>	<u>4,058,300</u>

Fund	Department	Division
02 Water & Sewer	60 Utility Services	62 Debt Service

ACCOUNT	2008 Actual Expense	2009 Adopted Budget	2009 Amended Budget	2010 Approved Budget
70 Debt Service				
0750 BOND ADMINISTRATION FEES	16,422	7,200	7,200	7,200
0752 BOND - PRINCIPAL	1,234,538	1,709,450	1,709,450	1,801,950
0754 BOND - INTEREST	990,840	1,763,950	1,763,950	1,632,950
0772 NTMWD - PRINCIPAL	346,149	248,750	270,750	256,700
0774 NTMWD - INTEREST	226,660	187,500	269,500	359,500
Debt Service TOTAL:	2,814,609	3,916,850	4,020,850	4,058,300

DIVISION SUMMARY

Fund	Department	Division
02 Water & Sewer	60 Utility Services	63 Water Operations

Expenditure Summary

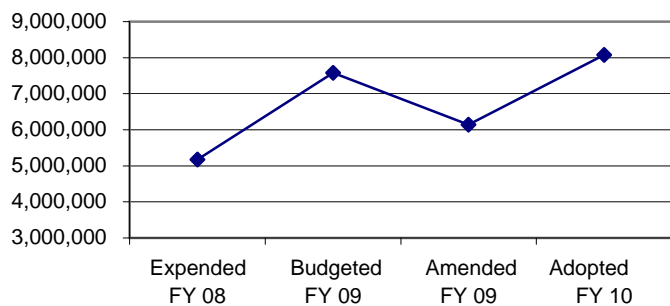
	Actual 07-08	Budgeted 08-09	Amended 08-09	Approved 09-10
Personnel	730,616	971,000	944,100	980,100
Contractual	3,537,081	4,358,100	4,258,100	4,817,000
Supplies	268,265	316,350	311,350	309,850
Operational	11,526	15,900	15,100	18,100
Utilities	302,744	330,600	330,600	327,600
Capital	324,263	1,584,350	284,350	1,624,300
Total	5,174,495	7,576,300	6,143,600	8,076,950

Personnel Schedule

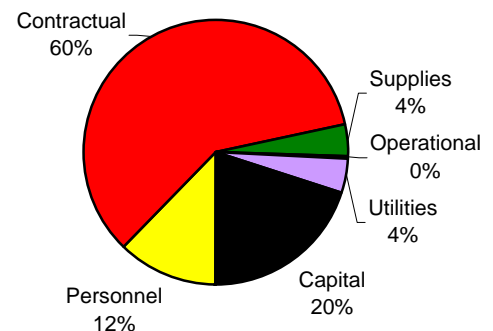
<u>Position</u>	<u>Classification</u>	<u>FY 09 Approved</u>	<u>FY 10 Approved</u>
Interim Water/Wastewater Manager	-	1	1
Water/Wastewater Superintendent	24	1	1
Water Operations Manager	21	1	1
Conservation Coordinator	16	1	1
Pump Tech II	14	1	1
Crew Leader	13	1	1
Water Quality Technician	12	1	1
Public Works Coordinator	12	1	1
Equipment Operator II	11	1	1
Pump Tech I	10	1	1
Fire Hydrant Tech	10	2	2
Maintenance Worker II	8	5	5

Activity Trends

Financial History



FY 2010 Expenditures by Category



Fund	Department	Division
02 Water & Sewer	60 Utility Services	63 Water Operations

ACCOUNT	2008 Actual Expense	2009 Adopted Budget	2009 Amended Budget	2010 Approved Budget
----------------	------------------------------------	------------------------------------	------------------------------------	-------------------------------------

10 Salaries & Wages

0101	SALARIES & WAGES-SUPERVISOR	205,815	220,700	216,300	220,700
0104	SALARIES & WAGES-CLERICAL	0	40,600	40,000	40,000
0107	SALARIES & WAGES-LABOR	362,643	503,500	483,400	506,300

DOCUMENTS FOR ACCOUNT . . . : 02-60-63-0107

New Position and Upgrade

Due to the growth of the City and the purchase of a portion of RCH service area as well as the expansion of our system in the northern quadrant, we need an additional maintenance crew. The crew consists of two maintenance works, an equipment operator and crew leader. We have added positions in the two previous budget years to prepare for a second crew.

In order to complete the additional crew, we would need to promote a maintenance worker to crew leader and add an equipment operator.

I would like to fill these new positions mid budget with an impact of \$20,075.

CITY MANAGER'S COMMENTS: Disapproved

0109	SALARIES & WAGES-OVERTIME	37,878	45,000	40,000	40,000
------	---------------------------	--------	--------	--------	--------

Salaries & Wages TOTAL:	606,336	809,800	779,700	807,000
----------------------------------------------	----------------	----------------	----------------	----------------

15 Benefits

0113	EDUCATION/CERTIFICATE PAY	1,200	1,800	1,800	1,800
0114	LONGEVITY PAY	3,487	4,900	5,100	6,400
0120	FICA & MEDICARE EXPENSE	45,598	58,500	58,500	58,700
0122	T.M.R.S. RETIREMENT EXP.	73,996	96,000	99,000	106,200

Benefits TOTAL:	124,280	161,200	164,400	173,100
----------------------------------	----------------	----------------	----------------	----------------

20 Contractual

0211	LEGAL	14,503	10,000	10,000	10,000
0213	CONSULTING FEES	50,880	40,000	20,000	40,000

Fund	Department	Division
02 Water & Sewer	60 Utility Services	63 Water Operations

ACCOUNT	2008 Actual Expense	2009 Adopted Budget	2009 Amended Budget	2010 Approved Budget
----------------	----------------------------	----------------------------	----------------------------	-----------------------------

0231	SERVICE-MAINT. CONTRACTS	16,334	12,850	12,850	25,600
------	--------------------------	--------	--------	--------	--------

DOCUMENTS FOR ACCOUNT . . . : 02-60-63-0231 **Service-Maintenance Contracts**

- \$4,800 Laptop computer air cards (8)
- 3,055 Generator maintenance (fixed)
- 1,444 Generator maintenance (light towers)
- 1,700 Water control valve inspection and maintenance
- 2,200 Equipment calibration of flow meters and level transmitters
- 1,275 Inspection of cathodic corrosion equipment
 - 960 Water tower fire alarm monitoring
 - 550 Water tower elevator maintenance
 - 50 Elevator certificate of inspection fees
 - 216 Forklift maintenance contract
 - 550 Copier
- 8,765 Security system maintenance agreements
- Total \$25,570

CITY MANAGER'S COMMENTS: Approved

0237	UNIFORM SERVICE	14,837	12,650	12,650	15,400
------	-----------------	--------	--------	--------	--------

DOCUMENTS FOR ACCOUNT . . . : 02-60-63-0237 **Uniforms**

- \$12,650 Uniform service
 - 650 Uniform cleaning service increase of 6%
 - 2,100 Replace coveralls and jackets

CITY MANAGER'S COMMENTS: Approved

0240	EQUIPMENT REPAIR	8,667	8,000	8,000	8,000
0242	EQUIPMENT RENTAL	14,021	22,850	22,850	22,850
0244	BUILDING REPAIR	16,918	40,000	40,000	20,000
0246	VEHICLE REPAIRS	22,207	22,000	22,000	22,000
0270	WASTE DISPOSAL SERVICE	0	15,900	15,900	15,900
0280	STATE PERMITS	12,152	38,000	38,000	42,600

DOCUMENTS FOR ACCOUNT . . . : 02-60-63-0280 **State Permits**

- \$6,000 THD Chemical Sampling
 - 900 TCEQ Lead and Copper Sampling - \$900
- 28,150 State System Permits
 - 5,050 TCEQ Chemical Sampling of Water System (lab)
 - 2,500 Miscellaneous sample retesting
- 22,000 The increase due to legislature enacted in State permit fees statewide

CITY MANAGER'S COMMENTS: Approved

Fund	Department	Division
02 Water & Sewer	60 Utility Services	63 Water Operations

ACCOUNT	2008 Actual Expense	2009 Adopted Budget	2009 Amended Budget	2010 Approved Budget
0281 METER REPAIR & REPLACEMENT	4,158	15,000	15,000	15,000
0287 WATER PURCHASES	3,317,564	3,875,750	3,875,750	4,269,900
0288 WATERLINE REPAIR & REPLACEMENT	-14,025	65,000	65,000	60,000
0289 RESERVOIR MAINT. & REPAIR	58,865	80,100	100,100	99,750

DOCUMENTS FOR ACCOUNT . . . : 02-60-63-0289

Reservoir Maintenance and Repair

\$ 30,000 Rebuild 1 pump each at Heath St and Eastside stations

10,365 Tank inspection and cleaning

18,260 Replace Check Valve @ Heath St #4 valve does not open fully and restricts pump flow. The sealing surfaces in the valves are worn. We will need to replace one per budget year. The new valves will control the shock on the piping system when the pumps switch on and off.

18,000 Upgrade electrical systems at Springer and Southside towers

7,600 Water yard selecting tower for Country Lane water tower

5,200 Backup PLC for Southside water tower.

11,000 Miscellaneous repairs

\$99,750 Total

CITY MANAGER'S COMMENTS: Approved

0293 GRANT PROGRAM	0	100,000	0	150,000
--------------------	---	---------	---	---------

Contractual TOTAL :	3,537,081	4,358,100	4,258,100	4,817,000
--------------------------------------	------------------	------------------	------------------	------------------

30 Supplies

0301 OFFICE SUPPLIES	2,736	2,550	2,550	2,550
0310 PRINTING & BINDING	8,642	7,000	7,000	7,000
0323 SMALL TOOLS	9,235	13,200	13,200	11,700
0325 SAFETY SUPPLIES	3,541	4,700	4,700	4,700
0331 FUEL & LUBRICANTS	62,006	57,000	42,000	42,000
0333 CHEMICAL	2,446	2,900	2,900	2,900
0335 PROPANE	0	0	10,000	10,000
0341 CONSTRUCTION & REPAIR SUPPLY	24,488	15,000	15,000	15,000
0347 GENERAL MAINT. SUPPLY	11,277	18,000	18,000	18,000
0380 FIRE HYDRANT MAINT SUPPLY	11,162	11,000	11,000	11,000
0381 WATER PIPE FITTINGS	26,068	35,000	35,000	35,000
0382 METER SUPPLIES	106,664	150,000	150,000	150,000

Supplies TOTAL :	268,265	316,350	311,350	309,850
-----------------------------------	----------------	----------------	----------------	----------------

Fund	Department	Division
02 Water & Sewer	60 Utility Services	63 Water Operations

ACCOUNT	2008 Actual Expense	2009 Adopted Budget	2009 Amended Budget	2010 Approved Budget
----------------	------------------------------------	------------------------------------	------------------------------------	-------------------------------------

40 Operational

0410	DUES & SUBSCRIPTIONS	1,947	1,200	1,200	1,200
0415	RECRUITING EXPENSES	788	1,000	200	200
0430	TUITION & TRAINING	7,062	11,700	11,700	11,700
0436	TRAVEL	1,729	2,000	2,000	5,000

DOCUMENTS FOR ACCOUNT . . . : 02-60-63-0436

Travel

\$2,000 Water Conference

2,000 Conservation Program

1,000 Miscellaneous travel

CITY MANAGER'S COMMENTS: Approved

Operational TOTAL:	11,526	15,900	15,100	18,100
-------------------------------------	---------------	---------------	---------------	---------------

50 Utilities

0501	ELECTRICITY	291,230	315,000	315,000	315,000
0507	CELLULAR TELEPHONE	4,044	5,100	5,100	5,100
0508	TELEPHONE SERVICE	7,470	10,500	10,500	7,500

Utilities TOTAL:	302,744	330,600	330,600	327,600
-----------------------------------	----------------	----------------	----------------	----------------

60 Capital

0610	FURNITURE & FIXTURES	635	9,800	9,800	0
0612	COMPUTER EQUIPMENT	0	18,950	18,950	0
0617	RADIO EQUIPMENT	0	3500	3500	0

Fund	Department	Division
02 Water & Sewer	60 Utility Services	63 Water Operations

ACCOUNT	2008 Actual Expense	2009 Adopted Budget	2009 Amended Budget	2010 Approved Budget
----------------	------------------------------------	------------------------------------	------------------------------------	-------------------------------------

0621	FIELD MACHINERY & EQUIPMENT	17,105	46,000	46,000	24,300
------	-----------------------------	--------	--------	--------	--------

DOCUMENTS FOR ACCOUNT . . . : 02-60-63-0621 **Field Machinery and Equipment**

Since starting Valve exercising program we have discovered that time is being lost due to valve stacks filled with dirt and debris. The sewer dept has to schedule two crews to assist in the cleaning of debris from these valve stacks, one crew for the vacuum trailer and one crew for the water jet truck. The large size of the vacuum trailer and the water jet truck causes issues with getting into some areas to perform the work. In these instances, the water crew has to excavate down to the problem and clear debris. This Skid mounted vacuum is small enough to fit in the bed of the maintenance truck and is a one-man operation.

PV-100 Skid mount power vacuum: \$20,000

Pipehorn Pipe & Cable Locator. The locator would be used by all Water Department personnel to locate water mains, service pipes to customers, water valves and meters.

Dual Freq line locator w/ Padded bag and ground rod = \$795

Shop Compressor 80 Gal = \$2500

Shop Fan = \$1000

CITY MANAGER'S COMMENTS: Approved

0623	VEHICLES	56,595	0	0	0
0631	LINE EXTENSION/RELOCATION	0	0	0	0
0638	SYSTEM ACQUISITION	249,928	1,506,100	206,100	1,600,000

DOCUMENTS FOR ACCOUNT . . . : 02-60-63-0638 **System Acquisition**

Funds are utilized to purchase the right to serve from water supply companies within the City. We anticipate purchasing the right to serve areas from Mt. Zion and Blackland this year. We budget \$300,000 annually and roll forward any unused funds. This number does not have the RCH system purchases out.

Capital TOTAL :	324,263	1,584,350	284,350	1,624,300
----------------------------------	----------------	------------------	----------------	------------------

Water Operations TOTAL :	5,174,495	7,576,300	6,143,600	8,076,950
---------------------------------	------------------	------------------	------------------	------------------

SEWER OPERATIONS

Fund	Department	Division
02 Water & Sewer	60 Utility Services	67 Sewer Operations

Expenditure Summary

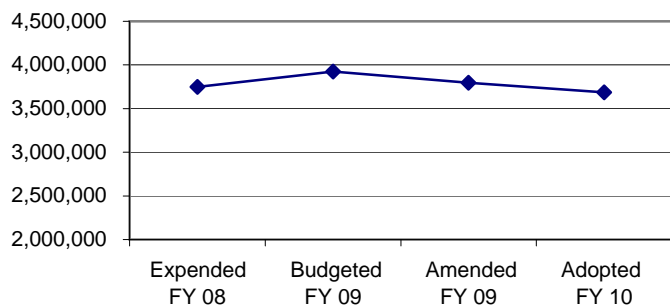
	Actual 07-08	Budgeted 08-09	Amended 08-09	Approved 09-10
Personnel	596,464	663,900	631,300	649,700
Contractual	2,743,641	2,939,500	2,841,500	2,735,050
Supplies	113,313	94,400	84,500	88,600
Operational	7,178	12,650	12,650	12,900
Utilities	141,641	123,000	133,000	143,450
Capital	144,562	91,750	91,750	57,550
Total	3,746,799	3,925,200	3,794,700	3,687,250

Personnel Schedule

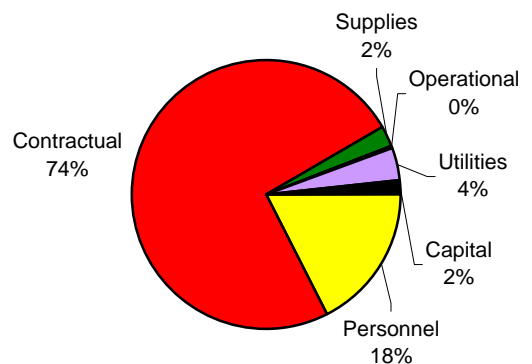
Position	Classification	FY 09 Approved	FY 10 Approved
Sewer Operations Manager	21	1	1
Pump Tech Field Supervisor	21	1	1
Pump Tech III	17	1	1
Crew Leader	13	1	1
Equipment Operator II	11	1	1
Pump Tech I	10	1	1
Infiltration Technician	10	1	1
Maintenance Worker II	8	6	6

Activity Trends

Financial History



FY 2010 Expenditures by Category



Fund	Department	Division
02 Water & Sewer	60 Utility Services	67 Sewer Operations

ACCOUNT	2008 Actual Expense	2009 Adopted Budget	2009 Amended Budget	2010 Approved Budget
----------------	------------------------------------	------------------------------------	------------------------------------	-------------------------------------

10 Salaries & Wages

0101	SALARIES & WAGES-SUPERVISOR	0	117,400	114,400	117,400
0107	SALARIES & WAGES-LABOR	452,158	402,100	366,700	384,500

DOCUMENTS FOR ACCOUNT . . . : 02-60-67-0107 **Crew Leader and Equipment Operator**

Due to the growth of the City, we need an additional maintenance crew. The crew consists of two maintenance workers, an equipment operator and a crew leader. Over the past three budget years, we have added maintenance workers in preparation for the second crew. I am proposing a lateral move of one of the existing maintenance workers to crew leader and a lateral move of one of the existing maintenance workers for equipment operator. I would like to make the upgrades mid budget year.

CITY MANAGER'S COMMENTS: Disapproved

0109	SALARIES & WAGES-OVERTIME	42,249	35,000	40,000	35,000
------	---------------------------	--------	--------	--------	--------

Salaries & Wages TOTAL:	494,408	554,500	521,100	536,900
----------------------------------------------	----------------	----------------	----------------	----------------

15 Benefits

0113	EDUCATION/CERTIFICATE PAY	0	1,200	1,200	1,200
0114	LONGEVITY PAY	4,104	3,300	3,000	3,800
0120	FICA & MEDICARE EXPENSE	37,459	39,700	39,500	38,400
0122	T.M.R.S. RETIREMENT EXP.	60,494	65,200	66,500	69,400

Benefits TOTAL:	102,056	109,400	110,200	112,800
----------------------------------	----------------	----------------	----------------	----------------

20 Contractual

0213	CONSULTING FEES	37,028	35,000	35,000	35,000
0214	BUFFALO BASIN SSO	0	75,000	75,000	75,000

DOCUMENTS FOR ACCOUNT . . . : 02-60-67-0214 **Buffalo Basin SSO**

Required minimum reconstruction/rehabilitation spending in Buffalo Creek Sanitary Sewer Basin due to TCEQ agreement. Projects to be undertaken will include rehab of the Airport 2 lift station estimated at \$45,000.

0216	SQUABBLE CREEK BASIN SSO	0	75,000	75,000	75,000
------	--------------------------	---	--------	--------	--------

DOCUMENTS FOR ACCOUNT . . . : 02-60-67-0216 **Squabble Basin SSO**

Required minimum reconstruction/rehabilitation spending in Squabble Creek Sanitary Sewer Basin due to TCEQ agreement. Projects to be undertaken will include repairing pump rails, bases and wet well base at the Dalton Road lift station estimated at \$32,000

Fund	Department	Division
02 Water & Sewer	60 Utility Services	67 Sewer Operations

ACCOUNT	2008 Actual Expense	2009 Adopted Budget	2009 Amended Budget	2010 Approved Budget
----------------	----------------------------	----------------------------	----------------------------	-----------------------------

0231	SERVICE-MAINT. CONTRACTS	8,211	14,700	14,700	20,000
------	--------------------------	-------	--------	--------	--------

DOCUMENTS FOR ACCOUNT . . . : 02-60-67-0231 **Maintenance Contracts**

- \$ 5,400 Laptop air cards (9)
- 6,840 Generator Maintenance (fixed)
- 1,864 Generator Maintenance (portable)
- 5,800 Scada wonderware licensing and support
- \$19,905 Total

CITY MANAGER'S COMMENTS: Approved

0237	UNIFORM SERVICE	10,580	11,800	11,800	14,700
------	-----------------	--------	--------	--------	--------

DOCUMENTS FOR ACCOUNT . . . : 02-60-67-0237 **Uniforms**

- \$11,800 Uniform service
- 600 Uniform cleaning service increase of 6%
- 2,300 Replace coveralls and jackets

CITY MANAGER'S COMMENTS: Approved

0240	EQUIPMENT REPAIR	16,469	14,000	16,000	16,000
------	------------------	--------	--------	--------	--------

DOCUMENTS FOR ACCOUNT . . . : 02-60-67-0240 **Equipment Repair**

This item would pay for generator, tractor, portable pump, jet truck, and sewer inspection cameras and vacuum trailer repairs - \$16,000

We are requesting to amend the FY09 budget \$2,000 as well.

CITY MANAGER'S COMMENTS: Approved

0242	EQUIPMENT RENTAL	2,849	2,600	2,600	2,600
------	------------------	-------	-------	-------	-------

0246	VEHICLE REPAIRS	10,791	9,000	9,000	11,000
------	-----------------	--------	-------	-------	--------

DOCUMENTS FOR ACCOUNT . . . : 02-60-67-0246 **Vehicle Repairs**

We have gone over the budgeted amount for the past two years. I would like to request a \$2,000 increase from last year.

CITY MANAGER'S COMMENTS: Approved

0279	INDUSTRIAL PRE-TREATMENT	13,819	20,600	20,600	21,300
0282	LIFT STATION REPAIR & MAINT	32,372	77,000	77,000	77,000
0284	SEWER LINE REPAIR & REPLACEM	103,591	35,000	35,000	35,000
0285	NO.TREATMENT PLANT-SQUABBLE	318,003	319,000	319,000	324,600
0286	SO.TREATMENT PLANT-BUFFALO	512,645	667,900	567,900	520,800
0292	WASTEWATER TREATMENT	1,677,283	1,582,900	1,582,900	1,507,050

Contractual TOTAL:	2,743,641	2,939,500	2,841,500	2,735,050
-------------------------------------	------------------	------------------	------------------	------------------

Fund	Department	Division
02 Water & Sewer	60 Utility Services	67 Sewer Operations

ACCOUNT	2008 Actual Expense	2009 Adopted Budget	2009 Amended Budget	2010 Approved Budget
----------------	------------------------------------	------------------------------------	------------------------------------	-------------------------------------

30 Supplies

0301	OFFICE SUPPLIES	1135.52	1,000	1,000	1,500
0323	SMALL TOOLS	6,426	6,000	6,000	8,000

DOCUMENTS FOR ACCOUNT . . . : 02-60-67-0323 **Small Tools**

\$ 997 Pump tech tools
 1,000 Digital cameras - line location person and pump supervisor
 6,000 tool replacements

CITY MANAGER'S COMMENTS: Approved

0325	SAFETY SUPPLIES	2,610	4,700	4,700	6,300
------	-----------------	-------	-------	-------	-------

DOCUMENTS FOR ACCOUNT . . . : 02-60-67-0325 **Safety Supplies**

\$1,600 Safety cones required by Transportation code
 4,700 Safety supplies including vests, gloves, signage

CITY MANAGER'S COMMENTS: Approved

0331	FUEL & LUBRICANTS	43,667	40,100	30,200	30,200
0333	CHEMICAL	3,332	4,000	4,000	4,400
0341	CONSTRUCTION & REPAIR SU	10,619	11,000	11,000	11,000
0347	GENERAL MAINT. SUPPLY	9,238	12,100	12,100	7,000
0385	LIFT STATION SUPPLIES	36,286	15,500	15,500	20,200

DOCUMENTS FOR ACCOUNT . . . : 02-60-67-0385 **Lift Station Supplies**

\$ 1,415 Lift station radio setup kit
 420 UPS batteries, 12 at \$35 each
 1,050 Rebuild lift station control panel (minor) 7 stations
 8,520 Stainless steel cabinets for UPS and radio 12 x 710.
 1,250 3 phase monitors \$250.00 each x 5 = \$1,250
 534 1 phase monitors \$89.00 each x 6 = \$534
 7,000 Misc. Supplies

\$21,189 Total

CITY MANAGER'S COMMENTS: Approved

Supplies TOTAL :	113,313	94,400	84,500	88,600
-----------------------------------	----------------	---------------	---------------	---------------

Fund	Department	Division
02 Water & Sewer	60 Utility Services	67 Sewer Operations

ACCOUNT	2008 Actual Expense	2009 Adopted Budget	2009 Amended Budget	2010 Approved Budget
----------------	------------------------------------	------------------------------------	------------------------------------	-------------------------------------

40 Operational

0410 DUES & SUBSCRIPTIONS	1054.89	1,150	1,150	1,900
---------------------------	---------	-------	-------	-------

DOCUMENTS FOR ACCOUNT . . . : 02-60-67-0410 License Renewal Cost

Wastewater employees renewal \$111 each 3 @ \$333
 Master Electrician License \$65 each 2 @ \$130
 Apprentice Electrician \$20.00 each 2 @ \$40
 AWWA -\$300 each 2 @ \$600
 TWUA -\$250 each 2 @ \$ 500
 Misc. dues and subscriptions - \$300
 Total: \$1,903

CITY MANAGER'S COMMENTS: Approved

0415 RECRUITING EXPENSES	422.5	500	500	0
0430 TUITION & TRAINING	4,977	9,800	9,800	9,800
0436 TRAVEL	723.19	1,200	1200	1,200

Operational TOTAL:	7,178	12,650	12,650	12,900
-------------------------------------	--------------	---------------	---------------	---------------

50 Utilities

0501 ELECTRICITY	139,399	120,000	130,000	140,000
0507 CELLULAR TELEPHONE	2,242	3,000	3,000	3,450

Utilities TOTAL:	141,641	123,000	133,000	143,450
-----------------------------------	----------------	----------------	----------------	----------------

60 Capital

0612 COMPUTER EQUIPMENT	0	15,450	15450	0
0617 RADIO EQUIPMENT	1,895	0	0	0
0621 FIELD MACHINERY & EQUIPMENT	21,120	19,400	19,400	14,450

DOCUMENTS FOR ACCOUNT . . . : 02-60-67-0621 Field Machinery and Equipment

1/2 -inch jet machine hose (600') - \$1,850
 3/4 -inch jet machine hose (600') - \$2,000
 Zero Turn Radius mower Ferris model 3100ZP = \$11,900

The mower will mow all Sewer/Water pump station yards. The mower we are requesting has a propane engine, which qualifies for a \$2,500 rebate through Texas Clean Cities. Research shows that propane vehicles provide a one-third (1/3) reduction in emissions and fourteen percent (14%) better fuel economy compared to gasoline. This mower with a gasoline engine would be \$10,600.

Fund	Department	Division
02 Water & Sewer	60 Utility Services	67 Sewer Operations

ACCOUNT	2008 Actual Expense	2009 Adopted Budget	2009 Amended Budget	2010 Approved Budget
0623 VEHICLES	68,336	23,700	23,700	0
0631 LINE EXTENSION/RELOCATION	10,303	0	0	0
0637 SCADA EQUIPMENT	42,908	33,200	33,200	43,100

DOCUMENTS FOR ACCOUNT . . . : 02-60-67-0637 **SCADA Equipment**

Radios to convert lift station SCADA to radio vs. telephone years ago. (24 sites done, 38 total sites)

14 additional sites = \$31,295

SCADA system installed in subdivision lift stations (not installed with subdivision). 2 stations at \$4,000/station. Total \$8,000

Kimark Maintenance/ Upgrades. This includes labor for installation of upgrades and other maintenance issues. Total \$3,800

CITY MANAGER'S COMMENTS: Approved

Capital TOTAL:	144,562	91,750	91,750	57,550
---------------------------------	----------------	---------------	---------------	---------------

Sewer Operations TOTAL . . :	3,746,799	3,925,200	3,794,700	3,687,250
-------------------------------------	------------------	------------------	------------------	------------------

Special Revenue Funds

Special revenue funds are used to account for specific revenues that are legally restricted to expenditures for particular purposes.

Cemetery Fund – established to account for the annual income from the sale of plots and cemetery maintenance costs.

Police Investigation Fund – established to account for donations, court security fees, and forfeitures.

Recreational Development Fund – established to account for the annual lease income from marinas and golf course. These funds are used for improvements to municipal park facilities.

Radio Fund – established to account for the revenues and expenditures for the support of the City's radio system.

Street Improvements Fund – established to account for the proceeds of street improvement assessments.

Hotel Motel Tax Fund – established to account for the annual income from hotel motel taxes.

Fire Equipment Fund – established to account for funds to be used for the purchase of fire equipment for the volunteer fire department.

Aviation Fund – established to account for funds received from airport operations and related expenses.

Recycling Fund – established to account for funds to be used for the City's recycling program.

Special Crimes Fund – established to account for revenues and expenditures related to a county-wide task force.

Internal Service Funds

Employee Benefits Fund – established to account for the costs of providing medical and dental insurance on a self-insurance basis and payment of life insurance premiums for employees. The Fund is funded by operating transfers from other funds and charges to employees for extended benefits.

Worker's Compensation Fund – established to account for the costs of the worker's compensation self-insurance program for the City. Funds for this program are provided from proceeds from certificates of obligation and operating transfers from other funds.

SUMMARY OF OPERATIONS

Fund

10 Cemetery

	Actual 07-08	Budgeted 08-09	Amended 08-09	Approved 09-10
Total Revenues	4,445	4,000	4,600	1,400
Total Expenditures	-	-	-	6,000
Excess Revenues Over (Under) Expenditures	4,445	4,000	4,600	(4,600)
Fund Balance - Beginning	134,389	138,889	138,833	143,433
Fund Balance - Ending	138,833	142,889	143,433	138,833

SUMMARY OF REVENUES

Fund

10 Cemetery

Account	Description	Actual 07-08	Budgeted 08-09	Amended 08-09	Approved 09-10
4001	Interest Earnings	3,470	3,500	900	900
4050	Donations/Bequests	100	-	-	-
4720	Cemetery Receipts	400	-	3,200	-
4722	Registration & Permit Fees	475	500	500	500
Total Revenues		4,445	4,000	4,600	1,400

SUMMARY OF EXPENDITURES

Fund

10 Cemetery

	Actual 07-08	Budgeted 08-09	Amended 08-09	Approved 09-10
Contractual	-	-	-	6,000
Supplies	-	-	-	-
Total	-	-	-	6,000

SUMMARY OF OPERATIONS

Fund

11 Police Investigations

	Actual 07-08	Budgeted 08-09	Amended 08-09	Approved 09-10
Total Revenues	219,007	70,200	140,300	74,700
Total Expenditures	47,280	37,800	108,850	42,750
Excess Revenues Over (Under) Expenditures	171,727	32,400	31,450	31,950
Net Other Financing Sources (Uses)	(45,000)	(115,200)	(115,200)	(72,300)
Net Gain (Loss)	126,727	(82,800)	(83,750)	(40,350)
Fund Balance - Beginning	160,288	286,538	287,015	203,265
Fund Balance - Ending	287,015	203,738	203,265	162,915

SUMMARY OF REVENUES

Fund

11 Police Investigations

Account	Description	Actual 07-08	Budgeted 08-09	Amended 08-09	Approved 09-10
4001	Interest Earnings	5,324	5,000	2,000	1,500
4054	Donations - Police Activities	957	1,000	2,650	1,000
4055	Donations - Toys for Kids	-	-	-	-
4056	Donations - Animal Control	10,087	-	6,800	1,000
4059	Donations - Training/CERT	5,268	-	-	-
4415	Court Security Fee	23,001	22,000	24,000	24,000
4420	Technology Fee	30,515	25,000	30,000	30,000
4425	Child Safety Fines	3,745	4,000	3,700	4,000
4500	Grant Proceeds	3,000	-	24,700	-
4520	Gun Range M&O	5,151	13,200	15,000	13,200
4550	Police Seizures	131,960	-	31,450	-
Total Revenues		219,007	70,200	140,300	74,700

SUMMARY OF OPERATING TRANSFERS

Fund

11 Police Investigation

	Actual 07-08	Budgeted 08-09	Amended 08-09	Approved 09-10
Other Financing Sources				
Operating Transfers In				
From General Fund	-	-	-	-
Total Other Financing Sources	-	-	-	-
Operating Transfers Out				
To General Fund	45,000	115,200	115,200	72,300
Total Other Financing Uses	45,000	115,200	115,200	72,300
Net Other Financing Sources (Uses)	(45,000)	(115,200)	(115,200)	(72,300)

SUMMARY OF EXPENDITURES

Fund

11 Police Investigation

	Actual 07-08	Budgeted 08-09	Amended 08-09	Approved 09-10
Contractual	6,982	13,200	13,200	13,250
Operational	8,213	-	26,600	-
Capital Outlay	32,085	24,600	69,050	29,500
Total Expenditures	47,280	37,800	108,850	42,750

Fund 11 Police Investigations

ACCOUNT	2008 Actual Expense	2009 Adopted Budget	2009 Amended Budget	2010 Approved Budget
20 Contractual				
0208 E.S. CORP CONTRACT	6,982	13,200	13,200	13,250
Contractual TOTAL :	6982	13,200	13,200	13,250

40 Operational				
0430 TUITION & TRAINING	530	0	1,600	0
0460 SEIZURES EXPENDED	0	0	24,700	0
0465 TOYS FOR KIDS EXPENSES	7,683	0	300	0
Operational TOTAL :	8,213	0	26,600	0

60 Capital				
0612 COMPUTER EQUIPMENT	19,178	0	27,000	10,000
0624 POLICE EQUIPMENT	12,907	24,600	42,050	19,500

DOCUMENTS FOR ACCOUNT . . . : 11-30-31-0624 **Equipment from Seized Funds**

Rifle ammunition - needed for intensive and annual training for the SWAT team. \$12,000 for 25,000 rounds

Pistol ammunition - goal is to provide tactical pistol training for our SWAT team on a bi-monthly basis. \$6,125 for 25,000 rounds

Additional lockers for officers to store personal gear \$9,000

Crime mapping - interactive web tool for citizens. \$1,300

CITY MANAGER'S COMMENTS: Lockers are disapproved, ammunition and mapping tool are approved from seized funds awarded to the department.

Capital TOTAL :	32,085	24,600	69,050	29,500
----------------------------------	---------------	---------------	---------------	---------------

Public Safety Fund TOTAL :	47,280	37,800	108,850	42,750
-----------------------------------	---------------	---------------	----------------	---------------

SUMMARY OF OPERATIONS

Fund

12 Recreational Development

	Actual 07-08	Budgeted 08-09	Amended 08-09	Approved 09-10
Total Revenues	367,299	298,500	289,900	376,300
Total Expenditures	281,472	393,750	312,000	262,000
Excess Revenues Over (Under) Expenditures	85,827	(95,250)	(22,100)	114,300
Net Other Financing Sources (Uses)	(131,300)	(50,000)	(50,000)	(50,000)
Net Gain (Loss)	(45,473)	(145,250)	(72,100)	64,300
Fund Balance - Beginning	246,623	250,573	201,149	129,049
Fund Balance - Ending	201,149	105,323	129,049	193,349

SUMMARY OF REVENUES

Fund

12 Recreational Development

Account	Description	Actual 07-08	Budgeted 08-09	Amended 08-09	Approved 09-10
4001	Interest Earnings	7,234	7,000	1,600	1,600
4050	Donations	50	-	-	-
4250	Recreation Program Fees	143,562	160,000	140,000	140,000
4253	The Center 7% Fee	1,766	1,500	2,000	700
4680	Developer Contributions	64,263	-	-	90,000
4700	Marina / Golf Leases	124,024	110,000	124,000	124,000
4750	Land Lease Revenues	26,400	20,000	22,300	20,000
Total Revenues		367,299	298,500	289,900	376,300

Developer Contributions are collected when a development begins. Funds are held in escrow until needed for a project.

SUMMARY OF OPERATING TRANSFERS

Fund

12 Recreational Development

	Actual 07-08	Budgeted 08-09	Amended 08-09	Approved 09-10
Other Financing Sources				
Operating Transfers In	-	-	-	-
Total Other Financing Sources	-	-	-	-
Operating Transfers Out				
To General Fund	50,000	50,000	50,000	50,000
To Capital Projects Fund	81,300	-	-	-
Total Other Financing Uses	131,300	50,000	50,000	50,000
Net Other Financing Sources (Uses)	(131,300)	(50,000)	(50,000)	(50,000)

SUMMARY OF EXPENDITURES

Fund

12 Recreational Development

	Actual 07-08	Budgeted 08-09	Amended 08-09	Approved 09-10
Contractual	168,163	110,000	90,000	90,000
Supplies	29,590	96,000	76,000	32,000
Operations	-	-	30,000	-
Capital Outlay	83,720	187,750	116,000	140,000
Total Expenditures	281,472	393,750	312,000	262,000

Fund
12 Recreational Development

	2008 Actual Expense	2009 Adopted Budget	2009 Amended Budget	2010 Approved Budget
--	---------------------------	---------------------------	---------------------------	----------------------------

20 Contractual

0213	CONSULTING FEES	27,616	10,000	10,000	10,000
0239	RECREATION CONTRACT	103,664	100,000	80,000	80,000
0245	POOL REPAIR & MAINTENANCE	36,882	0	0	0

Contractual TOTAL:	168,162	110,000	90,000	90,000
-------------------------------------	----------------	----------------	---------------	---------------

30 Supplies

0341	CONSTRUCTION & REPAIR SUPPLY	0	11,000	11,000	12,000
0392	SIGNS AND SIGNALS	29,590	85,000	65,000	20,000

DOCUMENTS FOR ACCOUNT . . . : 12-45-45-0392 **Harbor Entry Signage**

The funds were allocated in FY 2009 for entry signage to the Harbor developments. Plans are still being considered and the funds will not be expended until FY 2010.

Supplies TOTAL:	29,590	96,000	76,000	32,000
----------------------------------	---------------	---------------	---------------	---------------

40 Operational

0406	SPECIAL EVENTS	0	0	30,000	0
------	----------------	---	---	--------	---

Operational TOTAL:	0	0	30,000	0
-------------------------------------	----------	----------	---------------	----------

60 Capital

0633	INFRASTRUCTURE IMPROVEMENT	83,720	187,750	116,000	140,000
------	----------------------------	--------	---------	---------	---------

DOCUMENTS FOR ACCOUNT . . . : 12-45-45-0633 **Renovations to Northshore Park**

Northshore Park is in need of new equipment, irrigation, and other improvements. Project would include the transfer of \$90,000 from park equipment fees and utilize \$50,000 from the Rec Development funds. Total project cost is \$140,000.

CITY MANAGER'S COMMENTS: Approved

Capital TOTAL:	83,720	187,750	116,000	140,000
---------------------------------	---------------	----------------	----------------	----------------

Recreation Development TOTAL . . .:	281,472	393,750	312,000	262,000
--------------------------------------------	----------------	----------------	----------------	----------------

SUMMARY OF OPERATIONS				
------------------------------	--	--	--	--

Fund				
-------------	--	--	--	--

13 Radio System				
-----------------	--	--	--	--

	Actual 07-08	Budgeted 08-09	Amended 08-09	Approved 09-10
Total Revenues	23,846	36,300	33,100	33,600
Total Expenditures	94,566	218,050	163,150	161,500
Excess Revenues Over (Under) Expenditures	(70,719)	(181,750)	(130,050)	(127,900)
Net Other Financing Sources (Uses)	92,100	181,800	120,000	115,000
Net Gain (Loss)	21,381	50	(10,050)	(12,900)
Fund Balance - Beginning	3,365	3,365	24,746	14,696
Fund Balance - Ending	24,746	3,415	14,696	1,796

SUMMARY OF REVENUES

Fund

13 Radio System

Account	Description	Actual 07-08	Budgeted 08-09	Amended 08-09	Approved 09-10
4530	City Contracts	23,846	36,300	33,100	33,600
Total Revenues		23,846	36,300	33,100	33,600

	2008-09		2009-10	
Heath Population	17.48%	6,650	17.59%	6,850
Rockwall Population	82.52%	<u>31,400</u>	82.41%	<u>32,100</u>
		38,050		38,950

SUMMARY OF OPERATING TRANSFERS

Fund

13 Radio System

	Actual 07-08	Budgeted 08-09	Amended 08-09	Approved 09-10
Other Financing Sources				
Operating Transfers In				
From General Fund	92,100	125,000	120,000	115,000
*Expended in General Fund		56,800	60,300	61,800
Operating Transfers Out				
*Expended in General Fund		-	60,300	61,800
Net Other Financing Sources (Uses)	92,100	181,800	120,000	115,000

* Employee salary is paid in the General Fund, however transfer is needed in this fund to determine City of Heath match.

SUMMARY OF EXPENDITURES

Fund

13 Radio System

	Actual 07-08	Budgeted 08-09	Amended 08-09	Approved 09-10
Contractual	87,661	198,550	143,750	143,750
Supplies	1,649	10,500	19,400	17,750
Operational	5,256	9,000	-	-
Total Expenditures	94,566	218,050	163,150	161,500

Fund
13 Radio System

ACCOUNT	2008 Actual Expense	2009 Adopted Budget	2009 Amended Budget	2010 Approved Budget
---------	---------------------------	---------------------------	---------------------------	----------------------------

20 Contractual

0213 CONSULTING FEES	12,711	64,800	10,000	10,000
----------------------	--------	--------	--------	--------

DOCUMENTS FOR ACCOUNT . . . : 13-50-51-0213 **Consulting**

\$8,000 Trott Communication is sometimes needed to advise on issues related to the radio system, such as interference issues with lease holders on the towers, in-building coverage testing for commercial developments as required in the Fire Code, etc.

\$2,000 Professional tower climbers are needed to inspect and assess any periodic damage, tighten equipment, and change light bulbs.

0231 SERVICE-MAINT. CONTRACTS	74,950	133,750	133,750	133,750
-------------------------------	--------	---------	---------	---------

DOCUMENTS FOR ACCOUNT . . . : 13-50-51-0231 **Service Maintenance Contracts**

This includes annual maintenance on the radio system, EOC Equipment, Interoperability, and the Mobile Command Vehicle. Request: \$124,716.

Outsourced battery maintenance for 502 batteries, reconditioned twice a year = \$9,036

Contractual TOTAL :	87,661	198,550	143,750	143,750
--------------------------------------	---------------	----------------	----------------	----------------

30 Supplies

0347 GENERAL MAINT. SUPPLY	1,649	10,500	19,400	17,750
----------------------------	-------	--------	--------	--------

DOCUMENTS FOR ACCOUNT . . . : 13-50-51-0347 **Miscellaneous Parts and Accessories**

Miscellaneous Parts and Accessories Request: \$2,000
Replacement Batteries - 200 at \$78.75 each = \$15,750.

Supplies TOTAL :	1,649	10,500	19,400	17,750
-----------------------------------	--------------	---------------	---------------	---------------

40 Operational

0430 TUITION & TRAINING	2,640	4,950	0	0
0436 TRAVEL	2,616	4,050	0	0

Operational TOTAL :	5,256	9,000	0	0
--------------------------------------	--------------	--------------	----------	----------

Radio Fund TOTAL :	94,566	218,050	163,150	161,500
---------------------------	---------------	----------------	----------------	----------------

SUMMARY OF OPERATIONS

Fund

14 Street Improvements

	Actual 07-08	Budgeted 08-09	Amended 08-09	Approved 09-10
Total Revenues	140,603	29,000	35,050	10,500
Total Expenditures	9,775	-	367,300	97,500
Excess Revenues Over (Under) Expenditures	130,828	29,000	(332,250)	(87,000)
Net Other Financing Sources (Uses)	-	-	31,750	-
Net Gain (Loss)	130,828	29,000	(300,500)	(87,000)
Fund Balance - Beginning	1,628,785	1,741,685	1,759,614	1,459,114
Fund Balance - Ending	1,759,614	1,770,685	1,459,114	1,372,114

SUMMARY OF REVENUES

Fund

14 Street Improvements

Account	Description	Actual 07-08	Budgeted 08-09	Amended 08-09	Approved 09-10
4001	Interest Earnings	48,657	25,000	11,000	8,000
4800	Assessments	70,084	2,500	1,500	1,500
4810	Assessments - Bourn St.	744	1,000	1,000	500
4812	Assessments-Emma Jane/Davy	1,118	500	500	500
4816	Pro-Rata - RH Pkwy.	20,000	-	21,050	-
Total Revenues		140,603	29,000	35,050	10,500

SUMMARY OF OPERATING TRANSFERS

Fund

14 Street Improvements

	Actual 07-08	Budgeted 08-09	Amended 08-09	Approved 09-10
Other Financing Sources				
Operating Transfers In				
From Water/Sewer	-	-	31,750	-
Total Other Financing Sources	-	-	31,750	-
Net Other Financing Sources (Uses)	-	-	31,750	-

SUMMARY OF EXPENDITURES

Fund

14 Street Improvements

	Actual 07-08	Budgeted 08-09	Amended 08-09	Approved 09-10
Contractual	-	-	36,500	-
Capital Outlay	9,775	-	330,800	97,500
Total Expenditures	9,775	-	367,300	97,500

SUMMARY OF OPERATIONS

Fund

15 Hotel/Motel

	Actual 07-08	Budgeted 08-09	Amended 08-09	Approved 09-10
Total Revenues	233,243	260,000	260,000	175,000
Total Expenditures	246,135	268,880	270,880	181,400
Excess Revenues Over (Under) Expenditures	(12,892)	(8,880)	(10,880)	(6,400)
Fund Balance - Beginning	80,128	46,688	67,236	56,356
Fund Balance - Ending	67,236	37,808	56,356	49,956

SUMMARY OF REVENUES

Fund

15 Hotel/Motel

Account	Description	Actual 07-08	Budgeted 08-09	Amended 08-09	Approved 09-10
4001	Interest Earnings	713	1,000	1,000	1,000
4019	Miscellaneous	-	-	-	-
4175	Motel Tax Receipts	232,530	259,000	259,000	174,000
Total Revenues		233,243	260,000	260,000	175,000

SUMMARY OF EXPENDITURES

Fund

15 Hotel/Motel

	Actual 07-08	Budgeted 08-09	Amended 08-09	Approved 09-10
Operational	246,135	268,880	270,880	181,400
Total Expenditures	246,135	268,880	270,880	181,400

HOTEL/MOTEL

Fund	Department	Division
15 Hotel/Motel	15 Finance	11 Fiscal Services

Account	Description	Actual 07-08	Budgeted 08-09	Amended 08-09	Approved 09-10
Operational					
470	Chamber of Commerce	70,000	77,000	77,000	64,400
471	Historical Foundation	8,000	9,000	9,000	4,500
472	Noon Rotary	5,000	5,000	5,000	5,000
473	Hubbard Chamber Music	7,500	-	2,000	2,000
474	Community Playhouse	10,000	10,000	10,000	4,500
475	Lakeside Singers	7,500	7,500	7,500	2,500
476	Soroptomist	-	10,000	10,000	10,000
477	Aspasians	6,000	2,500	2,500	2,000
481	Breakfast Rotary	8,000	5,000	5,000	5,000
482	Musicfest	10,000	9,000	9,000	2,000
483	City Events	32,195	70,000	70,000	56,000
484	Patriot Paws	-	5,000	5,000	-
485	Old Town Neighborhood Assoc.	3,000	-	-	-
486	Rockwall Artist League	6,000	5,600	5,600	2,000
487	Alliance for the Arts	8,440	7,200	7,200	2,000
488	Old Towne Shoppes	15,000	22,000	22,000	10,000
491	Tourism Events	33,500	3,080	3,080	2,500
492	Kiwanis	8,000	17,000	17,000	5,000
493	Pumpkin Patch	8,000	4,000	4,000	2,000
Total Operational		246,135	268,880	270,880	181,400
Division Total					
		246,135	268,880	270,880	181,400

SUMMARY OF OPERATIONS

Fund

16 Fire Equipment

	Actual 07-08	Budgeted 08-09	Amended 08-09	Approved 09-10
Total Revenues	108,413	103,450	98,650	95,100
Total Expenditures	70,748	167,900	167,900	110,375
Excess Revenues Over (Under) Expenditures	37,665	(64,450)	(69,250)	(15,275)
Net Other Financing Sources (Uses)	-	-	-	-
Net Gain (Loss)	37,665	(64,450)	(69,250)	(15,275)
Fund Balance - Beginning	167,640	176,865	205,305	136,055
Fund Balance - Ending	205,305	112,415	136,055	120,780

SUMMARY OF REVENUES

Fund

16 Fire Operations

Account	Description	Actual 07-08	Budgeted 08-09	Amended 08-09	Approved 09-10
4001	Interest Earnings	4,862	2,000	1,500	1,500
4019	Misc. Revenue	5,501	-	3,300	-
4050	Donations	1,000	-	250	-
4530	Contract City Fire Calls	3,450	3,450	-	-
4535	County Fire Calls	93,600	98,000	93,600	93,600
Total Revenues		108,413	103,450	98,650	95,100

SUMMARY OF EXPENDITURES**Fund**

16 Fire Equipment

	Actual 07-08	Budgeted 08-09	Amended 08-09	Approved 09-10
Supplies	4,739	11,000	11,000	11,000
Capital Outlay	66,009	156,900	156,900	99,375
Total Expenditures	70,748	167,900	167,900	110,375

Fund
16 Fire Equipment Fund

ACCOUNT	2008 Actual Expense	2009 Adopted Budget	2009 Amended Budget	2010 Approved Budget
30 Supplies				
0377 VOLUNTEER EXPENSES	4,739	11,000	11,000	11,000
Supplies TOTAL :	4,739	11,000	11,000	11,000

60 Capital				
0612 COMPUTER EQUIPMENT	0	38,500	38,500	0
0617 RADIO EQUIPMENT	19,629	41,900	41,900	32,000

DOCUMENTS FOR ACCOUNT . . . : 16-20-27-0617 **Communication Equipment**

\$ 6,800 Replacement of ten old Motorola voice type pagers.
 \$ 6,800 Voice pagers for ten new volunteers.
 \$18,400 Portable Radios for ten new volunteers.

CITY MANAGER'S COMMENTS: Approved

0621 FIELD MACHINERY & EQUIPMENT	44,385	76,500	76,500	67,375
----------------------------------	--------	--------	--------	--------

DOCUMENTS FOR ACCOUNT . . . : 16-20-27-0621 **Fire Equipment**

\$39,000 Bunker gear and helmets for up to ten new volunteers
 375 Gate openers for new volunteers
 9,000 PASS devices for new volunteers

CITY MANAGER'S COMMENTS: Approved

DOCUMENTS FOR ACCOUNT . . . : 16-20-27-0621 **Opticom Equipment**

\$24,000 Opticom equipment for new signals at John King and IH30 (2) and John King and FM 552.
 7,000 Repair or replacement of existing opticom equipment as needed.

CITY MANAGER'S COMMENTS: Approved

0623 VEHICLES	1,995	0	0	0
---------------	-------	---	---	---

Capital TOTAL :	66,009	156,900	156,900	99,375
----------------------------------	---------------	----------------	----------------	---------------

Fire Equipment TOTAL :	70,748	167,900	167,900	110,375
-------------------------------	---------------	----------------	----------------	----------------

SUMMARY OF OPERATIONS

Fund

17 Airport Special Revenue

	Actual 07-08	Budgeted 08-09	Amended 08-09	Approved 09-10
Total Revenues	43,625	83,600	12,350	91,200
Total Expenditures	70,624	107,320	13,600	118,800
Excess Revenues Over (Under) Expenditures	(26,999)	(23,720)	(1,250)	(27,600)
Net Other Financing Sources (Uses)	-	10,000	10,000	-
Net Gain (Loss)	(26,999)	(13,720)	8,750	(27,600)
Fund Balance - Beginning	70,336	33,236	43,337	52,087
Fund Balance - Ending	43,337	19,516	52,087	24,487

SUMMARY OF REVENUES

Fund

17 Airport Special Revenue

Account	Description	Actual 07-08	Budgeted 08-09	Amended 08-09	Approved 09-10
4001	Interest Earnings	1,696	1,200	250	250
4500	Grant Proceeds	30,775	71,200	900	79,750
4750	Land Lease	4,383	4,000	4,000	4,000
4752	F.B.O. Lease	6,771	7,200	7,200	7,200
Total Revenues		43,625	83,600	12,350	91,200

SUMMARY OF OPERATING TRANSFERS

Fund

17 Airport Special Revenue

	Actual 07-08	Budgeted 08-09	Amended 08-09	Approved 09-10
Other Financing Sources				
Operating Transfers In				
From General Fund	-	10,000	10,000	-
Total Other Financing Sources	-	10,000	10,000	-
Operating Transfers Out	-	-	-	-
Total Other Financing Uses	-	-	-	-
Net Other Financing Sources (Uses)	-	10,000	10,000	-

SUMMARY OF EXPENDITURES

Fund

17 Airport Special Revenue

	Actual 07-08	Budgeted 08-09	Amended 08-09	Approved 09-10
Contractual	6,661	8,300	8,300	8,300
Supplies	191	750	750	750
Operational	60,850	95,520	1,800	107,000
Utilities	2,922	2,750	2,750	2,750
Total Expenditures	70,624	107,320	13,600	118,800

Fund
17 Airport Special Revenue

ACCOUNT	2008 Actual Expense	2009 Adopted Budget	2009 Amended Budget	2010 Approved Budget
----------------	------------------------------------	------------------------------------	------------------------------------	-------------------------------------

20 Contractual

0224	INSURANCE-WORKERS COMP	1,582	2,500	2,500	2,500
0227	INSURANCE-REAL PROPERTY	1,270	3,000	3,000	3,000
0229	INSURANCE-LIABILITY	3,809	2,000	2,000	2,000
0242	EQUIPMENT RENTAL & LEASE	0	250	250	250
0244	BUILDING REPAIRS	0	250	250	250
0280	STATE PERMITS	0	300	300	300

Contractual TOTAL :	6,661	8,300	8,300	8,300
--------------------------------------	--------------	--------------	--------------	--------------

30 Supplies

0339	FUEL TANK REPAIRS	191	250	250	250
0341	CONSTRUCTION & REPAIR SUPPLY	0	500	500	500

Supplies TOTAL :	191	750	750	750
-----------------------------------	------------	------------	------------	------------

40 Operational

0409	GRANT MATCHING	60,850	100,520	1,800	107,000
------	----------------	--------	---------	-------	---------

DOCUMENTS FOR ACCOUNT . . . : 17-50-51-0409

Grant Matching

The Council approved the AWOS system in FY09, however the project will not take place until FY10. The City has to upfront the cost of the project and then is reimbursed by the state when the project is complete. \$105,000.

Considering the current economic circumstances, it is recommended that the City does not proceed with budgeting for another major project at this time. The two other major projects identified at the Airport would require an approximate local match of either \$15,000 for a PAPI System or \$16,000 for a new Beacon Tower. It is recommended that the City place a small sum of money (about \$2,000) in the budget to have for a small RAMP project in case something arises over the next year. The City will have federal funds allocated by the FAA in the following year that can be used for a significant project such as a Precision Approach Path Indicator system or a new Beacon Tower.

Operational TOTAL :	60,850	100,520	1,800	107,000
--------------------------------------	---------------	----------------	--------------	----------------

50 Utilities

0501	ELECTRICITY	2,922	2,750	2,750	2,750
------	-------------	-------	-------	-------	-------

Utilities TOTAL :	2,922	2,750	2,750	2,750
------------------------------------	--------------	--------------	--------------	--------------

Airport Fund TOTAL :	70,624	112,320	13,600	118,800
-----------------------------	---------------	----------------	---------------	----------------

SUMMARY OF OPERATIONS

Fund

18 Recycling

	Actual 07-08	Budgeted 08-09	Amended 08-09	Approved 09-10
Total Revenues	27,646	26,500	25,350	25,350
Total Expenditures	20,994	10,000	15,100	48,250
Excess Revenues Over (Under) Expenditures	6,652	16,500	10,250	(22,900)
Net Other Financing Sources (Uses)	-	(34,000)	(34,000)	-
Net Gain (Loss)	6,652	(17,500)	(23,750)	(22,900)
Fund Balance - Beginning	55,895	78,145	62,547	38,797
Fund Balance - Ending	62,547	60,645	38,797	15,897

SUMMARY OF REVENUES

Fund
18 Recycling

Account	Description	Actual 07-08	Budgeted 08-09	Amended 08-09	Approved 09-10
4001	Interest Earnings	1,578	1,500	350	350
4780	Recycling Revenue	26,068	25,000	25,000	25,000
Total Revenues		27,646	26,500	25,350	25,350

SUMMARY OF OPERATING TRANSFERS

Fund

18 Recycling

	Actual 07-08	Budgeted 08-09	Amended 08-09	Approved 09-10
Other Financing Uses				
Operating Transfers Out				
To Water/Sewer Fund	-	34,000	34,000	-
Total Other Financing Sources	-	(34,000)	(34,000)	-
Net Other Financing Sources (Uses)	-	(34,000)	(34,000)	-

SUMMARY OF EXPENDITURES

Fund

18 Recycling

	Actual 07-08	Budgeted 08-09	Amended 08-09	Approved 09-10
Contractual	0	0	0	36,250
Operational	20,994	10,000	15,100	12,000
Total Expenditures	20,994	10,000	15,100	48,250

Fund
18 Recycling

ACCOUNT	2008 Actual Expense	2009 Adopted Budget	2009 Amended Budget	2010 Approved Budget
----------------	------------------------------------	------------------------------------	------------------------------------	-------------------------------------

20 Contractual

0270 WASTE DISPOSAL SERVICE	0	0	0	36,250
-----------------------------	---	---	---	--------

DOCUMENTS FOR ACCOUNT . . . : 18-50-51-0270 **Tank Disposal**

A number of large tanks which were used for the delivery and storage of street materials including tack, liquid chip seal and emulsion remain at the Service Center.

Clean Harbors (our HHW contractor) has estimated \$36,250 for the removal and proper disposal of these tanks which are no longer needed.

CITY MANAGER'S COMMENTS: Approved

Contractual TOTAL:	0	0	0	36,250
-------------------------------------	----------	----------	----------	---------------

40 Operational

0428 OTHER	2,595	10,000	12,850	10,000
------------	-------	--------	--------	--------

DOCUMENTS FOR ACCOUNT . . . : 18-50-51-0428 **Other**

Funds are used annually for tree transplantation.

0469 PROMOTION EXPENSE	18,399	0	2,250	2,000
------------------------	--------	---	-------	-------

DOCUMENTS FOR ACCOUNT . . . : 18-50-51-0469 **Promotion**

Funds were used in fiscal year 2009 for "green" give-a-ways at Founders Day and other city events.

Operationa TOTAL:	20,994	10,000	15,100	12,000
------------------------------------	---------------	---------------	---------------	---------------

Recycling TOTAL:	20,994	10,000	15,100	48,250
-----------------------------------	---------------	---------------	---------------	---------------

SUMMARY OF OPERATIONS

Fund

21 Economic Development

	Actual 07-08	Budgeted 08-09	Amended 08-09	Approved 09-10
Total Revenues	9,962,975	3,428,100	3,855,600	3,413,400
Total Expenditures	14,582,531	8,492,150	6,462,863	3,921,466
Excess Revenues Over (Under) Expenditures	(4,619,557)	(5,064,050)	(2,607,263)	(508,066)
Net Other Financing Sources (Uses)	4,545,000	-	4,468,710	-
Reserved for Capital Projects	-	-	(2,270,350)	-
Net Gain (Loss)	(74,557)	(5,064,050)	(408,903)	(508,066)
Fund Balance - Beginning	4,832,176	9,004,826	4,757,619	4,348,716
Fund Balance - Ending	4,757,619	3,940,776	4,348,716	3,840,650

SUMMARY OF REVENUES

Fund

21 Economic Development

71 EDC Administration

Account	Description	Actual 07-08	Budgeted 08-09	Amended 08-09	Approved 09-10
4150	Sales Tax	3,250,735	3,273,500	3,309,400	3,358,400 ¹
4001	Interest Earnings	83,659	45,000	38,000	30,000
4019	Misc. Revenue	-	-	-	-
4020	Interest/Reserve Fund	22,032	22,000	48,000	25,000
4450	Technology Park Sales	8,318	-	460,200	-
4458	Note Payment-SPM	6,363,939	87,600	-	-
4460	Lease Payment - SPM	234,291	-	-	-
4160	Harbor Tax Rebates	-	-	-	-
Total Revenues		9,962,975	3,428,100	3,855,600	3,413,400

¹ Sales tax projections based on current year actuals plus projected growth of .5%

SUMMARY OF OTHER FINANCING SOURCES (USES)
Fund
21 Economic Development

	Actual 07-08	Budgeted 08-09	Amended 08-09	Approved 09-10
Other Financing Sources (Uses)				
Bond Proceeds-Phase II and Land	4,545,000	-	6,268,710	-
Total Other Financing Sources	4,545,000	-	6,268,710	-
Transfer to Discovery Road Project	-	-	1,800,000	-
Total Other Financing Uses	-	-	1,800,000	-
Net Other Financing Sources (Uses)	4,545,000	-	4,468,710	-

SUMMARY OF EXPENDITURES

Fund

21 Economic Development

	Actual 07-08	Budgeted 08-09	Amended 08-09	Approved 09-10
REDC Administration	6,196,158	2,185,400	2,185,400	1,798,500
Capital Projects	192,988	4,261,350	2,044,000	-
Debt Service	8,193,385	2,045,400	2,233,463	2,122,966
Total Expenditures	14,582,531	8,492,150	6,462,863	3,921,466

DIVISION SUMMARY

Fund	Department	Division
21 Economic Development	70 Economic Development	Economic Develop.

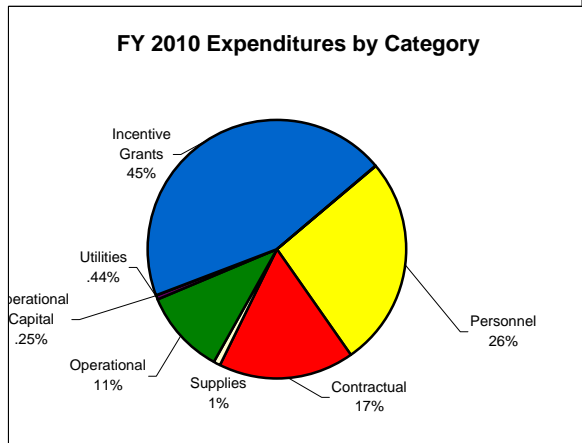
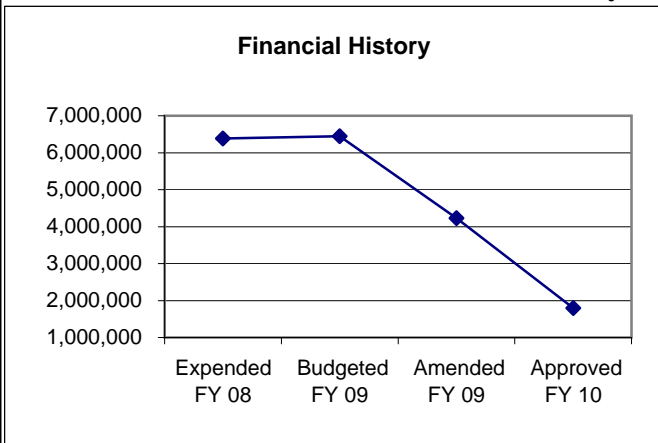
Expenditure Summary

	Actual 07-08	Budgeted 08-09	Amended 08-09	Approved 09-10
Personnel	329,351	462,900	462,900	472,800
Contractual	168,035	220,200	220,200	304,400
Supplies	15,908	17,800	17,800	17,800
Operational	112,324	167,500	167,500	189,000
Utilities	7,292	8,000	8,000	8,000
Operational Capital	4,280,556	7,000	7,000	4,500
Incentive Grants	1,198,500	1,207,000	1,207,000	802,000
Tech Park Operations	84,192	95,000	95,000	-
Bond Projects	192,988	4,261,350	2,044,000	-
Total	6,389,146	6,446,750	4,229,400	1,798,500

Personnel Schedule

<u>Position</u>	<u>FY 09 Approved</u>	<u>FY 10 Approved</u>
Economic Dev. Corp. President	1	1
Project Manager	1	1
Marketing Coordinator	1	1
Administrative Assistant	1	1

Activity Trends



ECONOMIC DEVELOPMENT

Fund	Department	Division
21 Economic Development	70 Economic Develop.	71 Economic Develop.

Account	Description	Actual 07-08	Budgeted 08-09	Amended 08-09	Approved 09-10
Personnel					
	Salaries - Wages & Incentives	265,551	374,700	374,700	378,750
Total Salaries - Wages Incentive:		265,551	374,700	374,700	378,750
116	Auto Allowance	9,400	9,600	9,600	9,600
120	FICA & Medicare	19,140	28,650	28,650	28,950
123	Retirement	33,206	47,500	47,500	52,400
128	Ins. Unemployment	2,053	2,450	2,450	3,100
Total Benefits		63,800	88,200	88,200	94,050
Total Personnel Costs		329,351	462,900	462,900	472,800
Contractual					
210	Auditing	1,500	1,500	1,500	1,500
211	Legal	15,983	10,000	10,000	20,000
213	Consulting Fees	31,196	40,000	40,000	40,000
217	IT Services	2,099	5,000	5,000	3,000
223	Insurance - Blanket Surety Bond	100	100	100	100
224	Workers Comp.	-	500	500	500
227	Insurance - Property	2,000	2,000	2,000	2,000
229	Insurance - Liability	500	500	500	500
230	Insurance - Health	15,000	19,000	19,000	19,000
232	Temporary Labor	5,317	6,000	6,000	6,000
234	Marketing Expenses	48,337	85,000	85,000	160,000
242	Equipment Rental & Lease	8,020	8,000	8,000	8,000
243	Building Lease	22,814	27,600	27,600	28,800
244	Building Repairs	3,168	3,000	3,000	3,000
299	Administrative Services	12,000	12,000	12,000	12,000
Total Contractual		168,035	220,200	220,200	304,400

Annual Budget, Economic Development Cont'd

Account	Description	Actual 07-08	Budgeted 08-09	Amended 08-09	Approved 09-10
Supplies					
301	Office Supplies	6,182	6,500	6,500	6,500
307	Postage	5,514	7,000	7,000	7,000
310	Printing & Binding	3,963	4,000	4,000	4,000
347	Gen. Maint. Supplies	249	300	300	300
Total Supplies		15,908	17,800	17,800	17,800
Operational					
410	Dues & Subscriptions	4,034	4,200	4,200	3,000
428	Other	2,906	3,500	3,500	3,500
430	Tuition & Training	973	5,000	5,000	3,500
436	Travel	6,736	10,000	10,000	10,000
437	Marketing Conferences	5,971	10,000	10,000	12,500
438	Prospect Visits	3,203	5,000	5,000	8,500
439	Common Area Maintenance-Parl	88,500	129,800	129,800	148,000
Total Operational		112,324	167,500	167,500	189,000
Utilities					
507	Telephone	7,292	8,000	8,000	8,000
Total Utilities		7,292	8,000	8,000	8,000
Capital					
601	Land Acquisition	4,276,232	-	-	-
610	Furniture & Fixtures	1,705	2,000	2,000	2,000
612	Computer Equipment	2,619	5,000	5,000	2,500
Total Capital		4,280,556	7,000	7,000	4,500
Incentives					
660	Due Diligence	1,577	7,000	7,000	2,000
661	Contracted Incentives	1,196,923	1,200,000	1,200,000	800,000
Total Incentives		1,198,500	1,207,000	1,207,000	802,000

Annual Budget, Economic Development Cont'd

Account	Description	Actual 07-08	Budgeted 08-09	Amended 08-09	Approved 09-10
Tech Park Operations					
423	Marketing	59,294	85,000	85,000	-
424	Legal	24,898	10,000	10,000	-
Total Tech Park Operations		84,192	95,000	95,000	-
Division Total		6,196,158	2,185,400	2,185,400	1,798,500

ECONOMIC DEVELOPMENT		
Fund	Department	Division
21 Economic Development	70 Economic Develop.	71 Economic Develop.

Account Description	Actual 07-08	Budgeted 08-09	Amended 08-09	Approved 09-10
Capital				
676 Monument Signage	11,340	20,000	20,000	-
677 Boundary Surveys	-	7,500	7,500	-
678 Phase II Construction	181,648	4,233,850	2,016,500	-
Total Capital Projects	192,988	4,261,350	2,044,000	-

ECONOMIC DEVELOPMENT

Fund	Department	Division
21 Economic Development	70 Economic Develop.	71 Economic Develop.

Account	Description	Actual 07-08	Budgeted 08-09	Amended 08-09	Approved 09-10
Debt Service					
710	Issuance Cost	66,741	-	138,800	-
750	Administration Fees	3,622	3,500	3,500	3,500
752	Principal - Bonds	695,000	1,305,000	1,095,000	1,085,000
754	Interest - Bonds	525,814	736,900	996,163	1,034,466
776	Principal - Loan	6,684,229	-	-	-
778	Bldg. 2 Loan - Interest	217,980	-	-	-
Total Debt Service		8,193,385	2,045,400	2,233,463	2,122,966

Detail	Principal	Interest
1999 Bonds	255,000	162,423
2005-Phase II	115,000	33,550
2005-Harbor Project	200,000	57,313
2006-Hospital	120,000	129,838
2006-Justin Road	80,000	86,706
2008-Land Purchase	120,000	308,000
2008-Infrastructure	195,000	256,638
	1,085,000	1,034,466

SUMMARY OF OPERATIONS

Fund

22 Tech Park Association

	Actual 07-08	Budgeted 08-09	Amended 08-09	Approved 09-10
Total Revenues	117,660	183,400	183,400	173,100
Total Expenditures	116,207	181,900	181,900	172,600
Excess Revenues Over (Under) Expenditures	1,452	1,500	1,500	500
Net Other Financing Sources (Uses)	-	-	-	-
Net Gain (Loss)	1,452	1,500	1,500	500
Fund Balance - Beginning	47,299	48,799	48,751	50,251
Fund Balance - Ending	48,751	50,299	50,251	50,751

SUMMARY OF REVENUES	
----------------------------	--

Fund	
-------------	--

22 Tech Park Association	RTPA
--------------------------	------

Account	Description	Actual 07-08	Budgeted 08-09	Amended 08-09	Approved 09-10
4001	Interest Earning	1,453	1,500	1,500	500
4470	RTP Dues Ph I	73,516	93,500	93,500	105,900
	PH II - IV	42,691	88,400	88,400	66,700
Total Revenues		117,660	183,400	183,400	173,100

Note - The REDC owns 44% of the acreage (59.55 acres) of Phase I Rockwall Technology Park

The FY 2010 revenue for Phase I includes \$42,271 from the REDC at this ownership level.

DIVISION SUMMARY

Fund	Department	Division
22 Tech Park Association	70 Economic Development	RTPA

Expenditure Summary

	Actual 07-08	Budgeted 08-09	Amended 08-09	Approved 09-10
Contractual	103,034	149,100	149,100	137,300
Supplies	2,944	10,300	10,300	10,300
Utilities	10,230	22,500	22,500	25,000
Total	116,207	181,900	181,900	172,600

ECONOMIC DEVELOPMENT

Fund	Department	Division 75
22 Tech Park Association	70 Economic Develop.	RTPA Phase I

Account	Description	Actual 07-08	Budgeted 08-09	Amended 08-09	Approved 09-10
Contractual					
210	Auditing	500	500	500	500
211	Legal	-	3,000	3,000	3,000
213	Management & Maint Svcs	24,000	24,000	24,000	21,000
227	Insurance - Property	900	900	900	900
231	Maintenance Services	10,080	10,100	10,100	-
241	Detention Pond Maintenance	-	1,500	1,500	-
247	Landscape/Irrig Maintenance	28,410	32,000	32,000	60,000
250	Irrigation & Electric Repairs	183	1,500	1,500	-
251	Grass Overseeding	-	2,000	2,000	-
299	Administrative Services	-	2,000	2,000	2,000
Total Contractual		64,073	77,500	77,500	87,400
Supplies					
329	Flag Replacements	2,944	6,000	6,000	6,000
347	Gen. Maint. Supplies	-	1,000	1,000	1,000
Total Supplies		2,944	7,000	7,000	7,000
Utilities					
501	Electric	929	1,500	1,500	1,500
513	Water	5,571	7,500	7,500	10,000
Total Utilities		6,500	9,000	9,000	11,500
Division Total		73,516	93,500	93,500	105,900

ECONOMIC DEVELOPMENT

Fund	Department	Division 77
22 Tech Park Association	70 Economic Develop.	RTPA Phase II-V

Account	Description	Actual 07-08	Budgeted 08-09	Amended 08-09	Approved 09-10
Contractual					
213	Management & Maint Svcs	6,000	6,000	6,000	9,000
227	Insurance - Property	900	900	900	900
231	Maintenance Services	2,700	2,700	2,700	-
241	Detention Pond Maintenance	-	-	-	-
247	Landscape/Irrig Maintenance incl. mowing EDC owned lots Ph I	29,361	60,000	60,000	40,000
250	Irrigation & Electric Repairs	-	1,000	1,000	-
251	Grass Overseeding	-	1,000	1,000	-
Total Contractual		38,961	71,600	71,600	49,900
Supplies					
329	Flag Replacements	-	3,000	3,000	3,000
347	Gen. Maint. Supplies	-	300	300	300
Total Supplies		-	3,300	3,300	3,300
Utilities					
501	Electric	322	1,500	1,500	1,500
513	Water	3,408	12,000	12,000	12,000
Total Utilities		3,730	13,500	13,500	13,500
Division Total		42,691	88,400	88,400	66,700

SUMMARY OF OPERATIONS

Fund

26 Special Crimes Unit

	Actual 07-08	Budgeted 08-09	Amended 08-09	Approved 09-10
Total Revenues	275,290	1,100	30,050	250
Total Expenditures	244,579	181,500	178,600	179,850
Excess Revenues Over (Under) Expenditures	30,711	(180,400)	(148,550)	(179,600)
Net Other Financing Sources (Uses)	70,000	-	-	55,750
Net Gain (Loss)	100,711	(180,400)	(148,550)	(123,850)
Fund Balance - Beginning	211,171	319,721	311,882	163,332
Fund Balance - Ending	311,882	139,321	163,332	39,482

SUMMARY OF REVENUES

Fund

26 Special Crimes Unit

Account	Description	Actual 07-08	Budgeted 08-09	Amended 08-09	Approved 09-10
4001	Interest Earnings	6,521	1,000	250	250
4019	Misc. Revenue	5,516	-	-	-
4540	Other Agencies		-	-	-
4550	Seizure Revenue	263,177	-	29,700	-
4560	Restitution	76	100	100	-
Total Revenues		275,290	1,100	30,050	250

SUMMARY OF OPERATING TRANSFERS

Fund

26 Special Crimes Unit

	Actual 07-08	Budgeted 08-09	Amended 08-09	Approved 09-10
Other Financing Sources				
Operating Transfers In				
From General Fund	70,000	-	-	55,750
Total Other Financing Sources	70,000	-	-	55,750
Net Other Financing Sources (Uses)	70,000	-	-	55,750

SUMMARY OF EXPENDITURES

Fund

26 Special Crimes Unit

	Actual 07-08	Budgeted 08-09	Amended 08-09	Approved 09-10
Personnel	141,517	95,400	99,200	101,050
Contractual	30,411	26,600	26,600	26,600
Supplies	9,170	13,600	11,400	11,400
Operational	12,522	25,000	22,500	25,000
Utilities	12,991	17,600	15,600	15,800
Capital	37,969	3,300	3,300	-
Total Expenditures	244,579	181,500	178,600	179,850

Fund				
26 Special Crimes Unit				
ACCOUNT	2008 Actual Expense	2009 Adopted Budget	2009 Amended Budget	2010 Approved Budget
10 Salaries & Wages				
0101 SALARIES & WAGES-SUPERVISOR	71,983	73,300	77,200	77,200
0107 SALARIES & WAGES-LABOR	36,931	0	0	0
0109 SALARIES & WAGES-OVERTIME	5,968	5,000	3,000	5,000
Salaries & Wages TOTAL:	114,882	78,300	80,200	82,200
15 Benefits				
0113 EDUCATION/CERTIFICATE PAY	1,777	1,500	1,500	1,500
0114 LONGEVITY PAY	1,721	800	800	850
0120 FICA & MEDICARE EXPENSE	8,781	5,600	6,300	5,900
0122 T.M.R.S. RETIREMENT EXP.	14,356	9,200	10,400	10,600
Benefits TOTAL:	26,635	17,100	19,000	18,850
20 Contractual				
0229 INSURANCE-LIABILITY	4,000	0	0	0
0231 SERVICE-MAINT. CONTRACTS	1,459	600	600	600
0243 BUILDING LEASE	20,169	20,000	20,800	21,000
0246 VEHICLE REPAIRS	3,226	6,000	5,200	5,000
0270 WASTE DISPOSAL SERVICE	1,557	0	0	0
Contractual TOTAL:	30,411	26,600	26,600	26,600
30 Supplies				
0301 OFFICE SUPPLIES	1,755	1,500	1,000	1,000
0307 POSTAGE	98	200	200	200
0321 UNIFORMS	74	1,200	500	500
0331 FUEL & LUBRICANTS	5,209	7,000	5,000	6,000
0373 INVESTIGATION SUPPLIES	2,034	3,700	4,700	3,700
Supplies TOTAL:	9,170	13,600	11,400	11,400
40 Operational				
0430 TUITION & TRAINING	0	1,500	1,000	1,500
0436 TRAVEL	262	3,000	1,000	3,000
0447 DRUG TESTING	60	500	500	500
0451 CONFIDENTIAL FUNDS-MISC	12,200	20,000	20,000	20,000
Operational TOTAL:	12,522	25,000	22,500	25,000

Fund 26 Special Crimes Unit

ACCOUNT	2008 Actual Expense	2009 Adopted Budget	2009 Amended Budget	2010 Approved Budget
50 Utilities				
0501 ELECTRICITY	3,097	6,000	5,000	6,000
0507 CELLULAR TELEPHONE	6,129	7,000	5,000	5,000
0508 TELEPHONE SERVICE	3,555	4,200	5,000	4,200
0513 WATER	210	400	600	600
Utilities TOTAL:	12,991	17,600	15,600	15,800
60 Capital				
0612 COMPUTER EQUIPMENT	0	3,300	3,300	0
0623 VEHICLES	37,969	0	0	0
Capital TOTAL:	37,969	3,300	3,300	0
Special Crimes Unit TOTAL :	244,580	181,500	178,600	179,850

INTERNAL SERVICE FUNDS

Employee Benefits Fund - to account for the costs of providing medical and dental insurance on a self-insurance basis and payment of life insurance premiums for employees. The Fund is funded by operating transfers from other funds and charges to employee for extended benefits.

Worker's Compensation Fund - to account for the costs of the worker's compensation self-insurance program for the City. Funds for this program are provided by proceeds from certificates of obligation and operating transfers from other funds.

SUMMARY OF OPERATIONS

Fund

31 Employee Benefits

	Actual 07-08	Budgeted 08-09	Amended 08-09	Approved 09-10
Total Revenues	589,923	484,450	580,450	505,000
Total Expenditures	2,882,566	2,272,000	2,506,000	2,447,000
Operating Income (Loss)	(2,292,643)	(1,787,550)	(1,925,550)	(1,942,000)
Non-Operating Revenues	10,718	12,000	8,000	5,000
Non-Operating Income (Loss)	10,718	12,000	8,000	5,000
Net Income (Loss) Before Transfers	(2,281,926)	(1,775,550)	(1,917,550)	(1,937,000)
Net Transfers In (Out)	2,025,000	1,795,500	1,995,500	2,095,000
Net Income (Loss)	(256,926)	19,950	77,950	158,000
Retained Earnings - Beginning	(18,885)	1,065	(275,810)	(197,860)
Retained Earnings - Ending	(275,810)	21,015	(197,860)	(39,860)

SUMMARY OF REVENUES

Fund

31 Employee Benefits

Account	Description	Actual 07-08	Budgeted 08-09	Amended 08-09	Approved 09-10
Operating Revenues					
4019	Miscellaneous	192,047	50,000	125,000	50,000
4850	Employee Contributions	397,876	434,450	445,450	445,000
4855	Pharmacy Rebates	-	-	10,000	10,000
Total Operating Revenues		589,923	484,450	580,450	505,000
Non-Operating Revenues					
4001	Interest Earnings	10,718	12,000	8,000	5,000
Total Non-Operating Revenues		10,718	12,000	8,000	5,000
Total Revenues		600,640	496,450	588,450	510,000

SUMMARY OF OPERATING TRANSFERS

Fund

31 Employee Benefits

	Actual 07-08	Budgeted 08-09	Amended 08-09	Approved 09-10
Operating Transfers In				
From General Fund	1,316,250	1,160,000	1,310,000	1,360,000
From Water & Sewer Fund	708,750	635,500	685,500	735,000
Total Transfers In	2,025,000	1,795,500	1,995,500	2,095,000
Net Operating Transfers In (Out)	2,025,000	1,795,500	1,995,500	2,095,000

SUMMARY OF EXPENSES

Fund

31 Employee Benefits

	Actual 07-08	Budgeted 08-09	Amended 08-09	Approved 09-10
Operating Expenses				
Operations	2,882,566	2,272,000	2,506,000	2,447,000
Total Expenditures	2,882,566	2,272,000	2,506,000	2,447,000

SUMMARY OF OPERATIONS

Fund

32 Worker's Compensation

	Actual 07-08	Budgeted 08-09	Amended 08-09	Approved 09-10
Operating Revenues	-	-	-	-
Operating Expenses	201,021	188,250	181,300	180,250
Operating Income (Loss)	(201,021)	(188,250)	(181,300)	(180,250)
Non-Operating Revenues	34,327	29,000	11,700	7,500
Non-Operating Expenses	-	-	-	-
Non-Operating Income (Loss)	34,327	29,000	11,700	7,500
Net Income (Loss) Before Transfers	(166,694)	(159,250)	(169,600)	(172,750)
Net Transfers In (Out)	30,000	30,000	30,000	30,000
Net Income (Loss)	(136,694)	(129,250)	(139,600)	(142,750)
Retained Earnings - Beginning	1,361,457	1,238,957	1,224,762	1,085,162
Retained Earnings - Ending	1,224,762	1,109,707	1,085,162	942,412

SUMMARY OF REVENUES

Fund

32 Worker's Compensation

Account	Description	Actual 07-08	Budgeted 08-09	Amended 08-09	Approved 09-10
Non-Operating Revenues					
4001	Interest Earnings	28,760	28,000	6,500	6,500
4019	Misc. Revenues	5,567	1,000	5,200	1,000
Total Non-Operating Revenues		34,327	29,000	11,700	7,500
Total Revenues		34,327	29,000	11,700	7,500

SUMMARY OF OPERATING TRANSFERS

Fund

32 Worker's Compensation

	Actual 07-08	Budgeted 08-09	Amended 08-09	Approved 09-10
Operating Transfers In				
From Water/Sewer Fund	30,000	30,000	30,000	30,000
Total Transfers In	30,000	30,000	30,000	30,000
Net Operating Transfers In (Out)	30,000	30,000	30,000	30,000

SUMMARY OF EXPENSES**Fund**

32 Worker's Compensation

	Actual 07-08	Budgeted 08-09	Amended 08-09	Approved 09-10
Operational	201,021	188,250	181,300	180,250
Total Operating Expenses	201,021	188,250	181,300	180,250
Total Expenditures	201,021	188,250	181,300	180,250