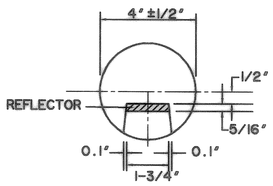

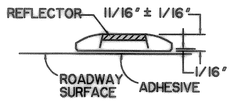

TYPE I-A REFLECTORIZED TRAFFIC BUTTON

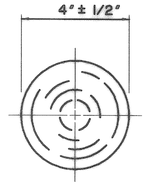

TOP VIEW

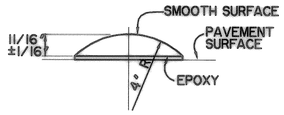

(NON-REFLECTORIZED)

TRAFFIC BUTTONS

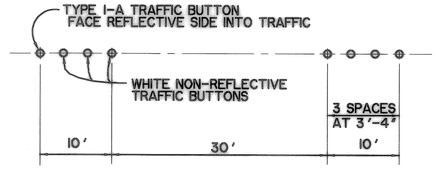

SINGLE BROKEN LINE

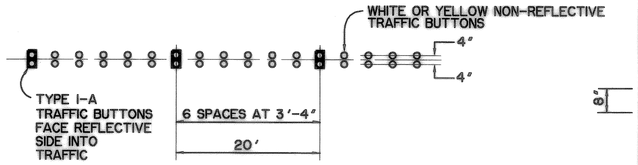

DOUBLE SOLID LINE

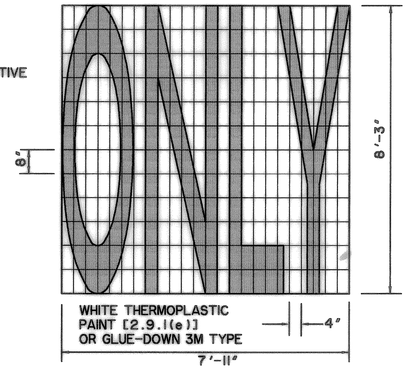

"ONLY" SIGN

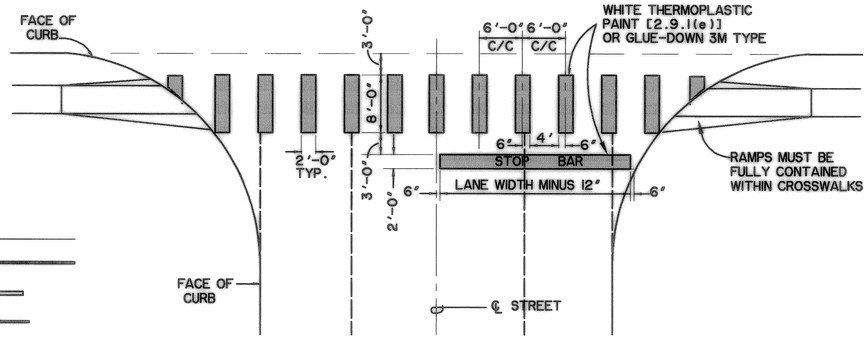

INTERSECTION CROSSWALK

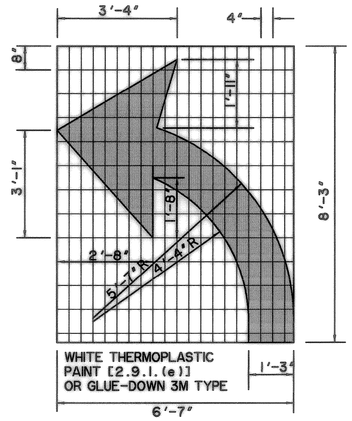

TURN ARROW SIGN

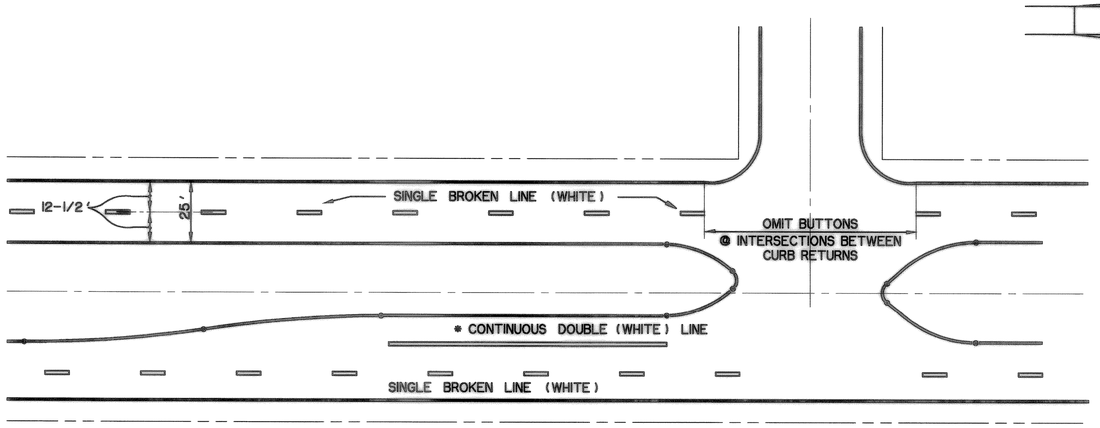

TYPICAL LAYOUT FOR 2-25' B/B BOULEVARD SECTION

SCALE: 1" = 30'

NOTE:

* BUTTON RIGHT TURN LANES SAME AS LEFT TURN LANES

STRIPING MUST BE APPROVED BY CITY ENGINEER IN LIEU OF BUTTONS. TYPICALLY STRIPING IS ONLY USED FOR MAINTENANCE OF EXISTING STRIPING.

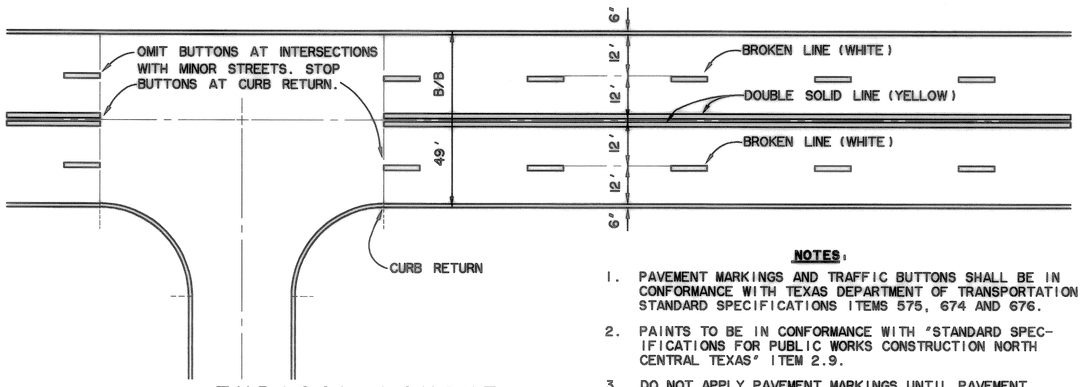

TYPICAL LAYOUT FOR 49' B/B STREET SECTION

SCALE: 1" = 20'

NOTES:

1. PAVEMENT MARKINGS AND TRAFFIC BUTTONS SHALL BE IN CONFORMANCE WITH TEXAS DEPARTMENT OF TRANSPORTATION STANDARD SPECIFICATIONS ITEMS 575, 674 AND 676.
2. PAINTS TO BE IN CONFORMANCE WITH "STANDARD SPECIFICATIONS FOR PUBLIC WORKS CONSTRUCTION NORTH CENTRAL TEXAS" ITEM 2.9.
3. DO NOT APPLY PAVEMENT MARKINGS UNTIL PAVEMENT SURFACE AND BUTTON LAYOUT HAS BEEN APPROVED BY ENGINEER.

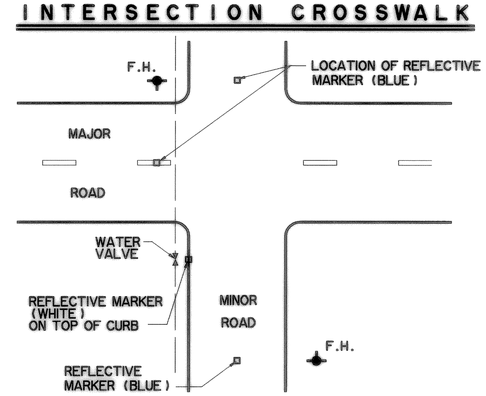

WATER APPURTENANCE MARKERS

NOTES:

1. ALL CONSTRUCTION MATERIALS, METHODS AND PLACEMENT NOT DETAILED ABOVE SHALL MEET OR EXCEED THE STANDARD SPECIFICATIONS OF THE NORTH CENTRAL TEXAS COUNCIL OF GOVERNMENTS UNLESS SUPERCEDED BY CITY OF MANSFIELD STANDARD SPECIFICATIONS.
2. ALL MARKERS SHALL BE A CUBE CORNER TYPE REFLEX REFLECTOR MOLDED OF OPTIC GRADE PLASTIC, WITH A HOUSING OF HIGH IMPACT ABS PLASTIC, WITH A FILLER OF INERT THERMOSETTING RESINS. SARGENT-SOWEL INC. (SASO) #44-024T, OR STIMSONITE.
3. EACH WATER SYSTEM VALVE OR CLUSTER OF VALVES LOCATED ADJACENT TO A CITY STREET SHALL RECEIVE A WHITE REFLECTORIZED MARKER PLACED ON TOP OF THE CURB AS CLOSE AS POSSIBLE TO THE VALVE.
4. EACH LOCATION OF A FIRE HYDRANT SHALL RECEIVE A BLUE REFLECTORIZED MARKER LOCATED IN THE CENTER OF ANY STREET TO WHICH IT IS ADJACENT (2 FOR HYDRANTS ON STREET CORNERS).
4. ANY OTHER MARKERS SHALL BE PLACED AS NEEDED AND AS REQUESTED BY THE CITY OF MANSFIELD.
5. UNLESS OTHERWISE SPECIFIED ANY SUBSTITUTIONS SHALL BE APPROVED BY THE ENGINEERING DEPARTMENT PRIOR TO INSTALLATION.

"RECORD PLANS"
06-25-99

REVISIONS	ITEM	DATE	BY
5			
4			
3			
2			
1			

PAVING - STRIPING / PAVEMENT MARKER DETAILS

CITY OF ROCKWALL

ENGINEERING DEPARTMENT

DATE:	SHEET NO.
NOV., 1997	SD-9

DATE: 06-27-99 TIME: 4:07PM FILE: Striping.dwg