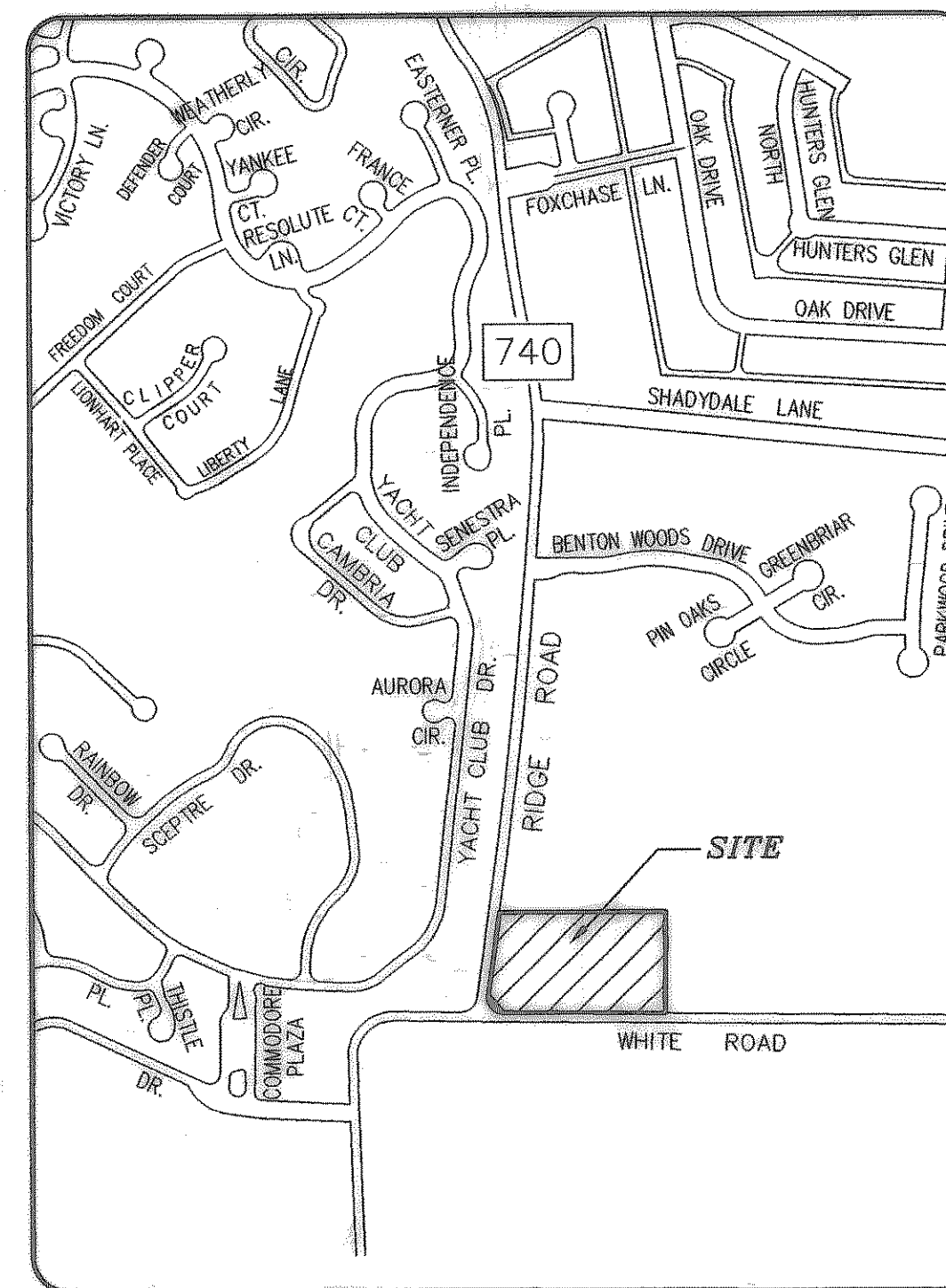



*FIRST CHRISTIAN CHURCH OF ROCKWALL
PHASE 1
CITY OF ROCKWALL, ROCKWALL COUNTY, TEXAS*

INDEX

ITEM	SHEET
PLAT.....	1-2
SITE & DIMENSION CONTROL.....	3
PHASE.....	4
GRADING PLAN.....	5
DRAINAGE.....	6
UTILITY.....	7
LANDSCAPE PLAN.....	8
EROSION CONTROL PLAN.....	9
PAVING TRANSITION.....	10



GENERAL NOTES

1. EXCAVATED MATERIAL SHALL BE PLACED AS DIRECTED BY THE OWNER.
2. ALL FILL AREAS IN STREET RIGHT - OF - WAYS TO BE DENSITY CONTROLLED AND COMPACTED TO 95% DENSITY AT OPTIMUM MOISTURE CONTENT. FILL AREAS SHALL BE COMPACTED WITH SHEEPS FOOT ROLLER.
3. NO TREES SHALL BE CUT EXCEPT ON THE SPECIFIC AUTHORITY OF THE ENGINEER.
4. CONSTRUCTION SHALL MEET THE REQUIREMENTS OF THE LATEST REVISION OF THE " STANDARD SPECIFICATIONS FOR CONSTRUCTION ", CITY OF ROCKWALL.
5. PAVEMENT THICKNESS SHALL BE AS FOLLOWS;

RESIDENTIAL STREETS	= 6" THICK , 3600 P.S.I. CONCRETE
MINOR COLLECTOR STREET	= 6" THICK, 3600 P.S.I. CONCRETE
MAJOR COLLECTOR & ARTERIAL STREETS	= 8" THICK , 3600 P.S.I. CONCRETE
6. IT SHALL BE THE RESPONSIBILITY OF THE CONTRACTOR TO LOCATE AND VERIFY ALL EXISTING UTILITIES PRIOR TO THE BEGINNING OF CONSTRUCTION TO INSURE NO CONFLICT BETWEEN ALL UTILITY LINES.
7. WHERE WATER PIPELINES EITHER CROSS OR OTHERWISE COME WITHIN 9 FEET OF A SANITARY SEWER PIPELINE THE SEWER PIPELINE SHALL BE OR PVC PIPE WITH A MINIMUM WORKING PRESSURE CLASS 150 PSI.
8. ALL WATER SERVICES TO BE 1" INSTALLED TO THE CENTER OF EACH LOT WITH SEWER LATERALS 10' DOWNSTREAM. WATER SERVICES SHALL BE PE 200 PSI SDR 9 WITH METAL INSERTS.
9. CONDUITS FOR S. W. BELL AND NORTH TEXAS CABLE COMM T.V. SHALL HAVE 30" OF COVER AND SHALL EXTEND 2 FEET BEFORE FUTURE PAVING.
10. ALL FITTINGS SHALL BE BRASS COMPRESSION.
11. RESILIENT SEATED GATE VALVES ONLY WILL BE ALLOWED.
12. BLUE MARKER E. M. S. #1252 SHALL BE PLACED UNDER EACH CORPORATION STOP
13. GREEN MARKER E. M. S. #1253 SHALL BE PLACED UNDER EACH SEWER SERVICE AND AT EACH MANHOLE AT A DEPTH NOT TO EXCEED 5 FEET.
14. WATER LINES TO BE CLASS 200 PVC - C900 (6" - 12") AND C905 (LARGER THAN 12")
15. EROSION CONTROL SHALL BE PLACED AND INSPECTED PRIOR TO ANY WORK BEING PERFORMED.

TXU ELECTRIC COMPANY GENERAL NOTES

1. CONTRACTOR TO INSTALL ALL CONDUIT AS SHOWN ON PRINT.
2. TXU ELECTRIC COMPANY TO FURNISH CONDUIT AND CABLE MARKERS.
3. DEVELOPER TO INSTALL 1 (ONE) CABLE MARKER AT EACH END OF CONDUIT.
4. EACH CONDUIT MUST BE BURIED A MINIMUM OF 40" DEEP (AFTER LAND IS BROUGHT TO FINAL GRADE AND EXTEND 2 FEET BEYOND FUTURE PAVING) .
5. EACH CONDUIT MUST BE INSPECTED BY THE DISTRIBUTION DEPARTMENT BEFORE BACKFILLING IN TRENCH. ROBERT GAYLOR 487-2351.
6. EACH CONDUIT MUST HAVE A PULL RYE INSTALLED AND BE CAPPED AT BOTH ENDS.
7. TRENCHES WITHIN CITY STREETS SHALL BE COMPACTED TO 95% DENSITY.


OWNER :

**TRUSTEES OF FIRST CHRISTIAN CHURCH
DISCIPLES OF CHRIST**

305 S. FANNIN

ROCKWALL, TEXAS 75087

(972) 771-5526



AS BUILT

HAROLD L. EVANS, CONSULTING ENGINEER

P.O. BOX 570355

DALLAS, TEXAS 75370

(214) 328-8133