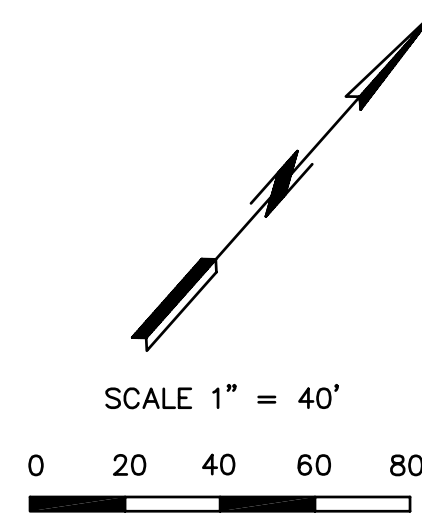
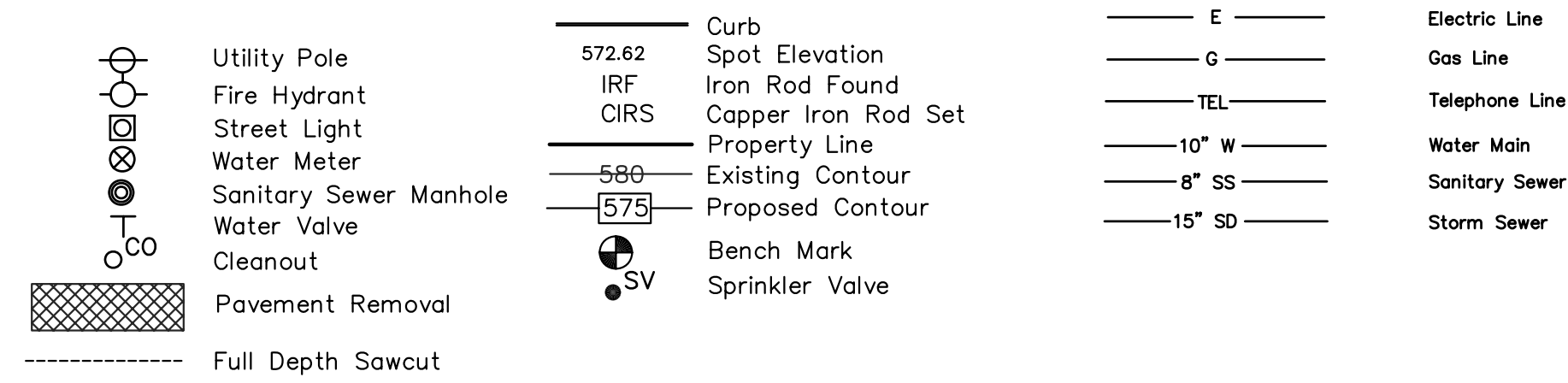


N 47° 57' 52" E 1,098.07'

LEGEND



NOTES

- Contractor shall provide barricades when working in street.
- Sawcut at pavement removal limits shall be full depth.
- Pavement removal items are indicated by cross hatch.
- All trees, stumps, vegetation, concrete, wood, or metal debris shall become property of the Contractor and disposed off site at an approved City land fill.
- Contractor shall locate, disconnect, and cap lawn sprinkler system in construction area. Sprinkler heads and valves shall be offered to church custodian. If he refuses, then they become Contractor's property.
- Contractor shall locate circuit breaker which furnishes power for two street lights in construction area and shall disconnect wires. Two poles in the construction area and their fixtures shall be offered to church custodian. If he refuses to take them, then poles and fixtures shall become property of the Contractor and he shall dispose of them off site.
- Street light foundations shall be removed from the site as described in note 4 above.
- Much of the water system shall remain in place, however, a portion will be removed. See Water & Sewer Plan/Profile sheet for removal instructions.
- Any damage to site utilities caused by Contractor's operation shall be repaired by him at his expense.
- See Dimensional Control sheet for location of pavement removal limits.

Remove Sprinkler Valves

Remove Street Lights

Remove water main


Pavement removal

2' from back of curb  
Typical

YELLOW JACKET LANE

ROCKWALL COURT HOUSE

AS BUILT  
November 30, 2015



PHASE 3						
DEMOLITION PLAN						
FIRST UNITED METHODIST CHURCH						
ROCKWALL						
CITY OF ROCKWALL, TEXAS						
BSM ENGINEERS, Inc.						
DESIGN	DRAWN	DATE	SCALE	NOTES	FILE	NO
BSM	BSM	07-14	1"=40'	BSM		1404