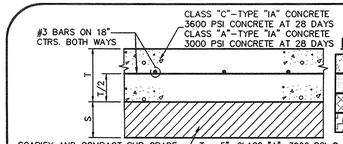

PAVEMENT LEGEND

- 4" CLASS "A" CONCRETE SIDEWALK PAVEMENT
- 6" CLASS "C" CONCRETE DRIVE & FIRE LANE PAVEMENT
- 5" CLASS "A" CONCRETE PARKING AREA
- 7" CLASS "C" CONCRETE DUMPSTER PAD & APRON

SCARIFY AND COMPACT SUB GRADE AT A MINIMUM OF 95% MAX. DRY DENSITY (STD. PROCTOR) AT A MOISTURE CONTENT BETWEEN OPTIMUM AND 3% ABOVE OPTIMUM. LIME STABILIZE SUB-GRADE, 6% (BY DRY UNIT WEIGHT). NO SAND ALLOWED.

T = 5", CLASS "A", 3000 PSI @ 28 DAYS – PARKING AREAS
T = 6", CLASS "C", 3600 PSI @ 28 DAYS – DRIVES AND FIRE LANES
T = 7", CLASS "C", 3600 PSI @ 28 DAYS – DUMPSTER PAD AND APPROACH
S = 6" DEPTH OF MODIFIED SUB GRADE

* ALL CONCRETE TO HAVE 4.5% ±1.5% ENTRAINED AIR WITH A MAXIMUM SLUMP=5"

REFER TO NCTCOG, 3rd EDITION SPECIFICATION ITEMS 2.1,2.2,2.54.3,4.6,5.8

NOTE: FOR CLASS "C" (3600 PSI), USE MINIMUM 6 SACK MIX FOR MACHINE PLACED CONCRETE OR 6.5 SACK MIX FOR HAND PLACED CONCRETE. FOR CLASS "A" (3000 PSI), USE MINIMUM 5 SACK MIX FOR MACHINE PLACED CONCRETE OR 5.5 SACK MIX FOR HAND PLACED CONCRETE.

01 C1.05 PAVEMENT SECTION

NOT TO SCALE

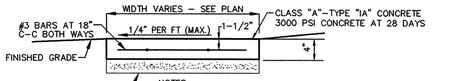

NOTES:
1. ALL HONEYCOMB IN PROPOSED PAVEMENT OR BACK OF CURB TO BE TROWEL PLASTERED BEFORE POURING SIDEWALK.
2. PROVIDE BITUMINOUS EXPANSION MATERIAL WHERE WALK ABUTS EXISTING IMPROVEMENTS AND AT ALL CHANGES IN GRADE.
3. PROVIDE TOOLED JOINTS AT SPACING EQUAL TO WIDTH. PROVIDE REDWOOD EXPANSION JOINTS AT 40' SPACING AND SEAL JOINT.

REFER TO NCTCOG, 3rd EDITION SPECIFICATION ITEMS 2.1,2.2,4.3,5.8

05 C1.05 CONCRETE SIDEWALK

NOT TO SCALE

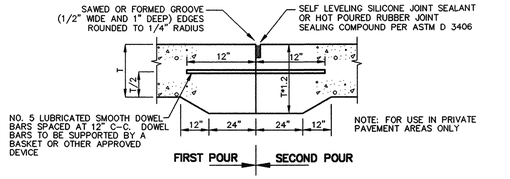

NOTE: FOR USE IN PRIVATE PAVEMENT AREAS ONLY

09 C1.05 CONSTRUCTION JOINT

NOT TO SCALE

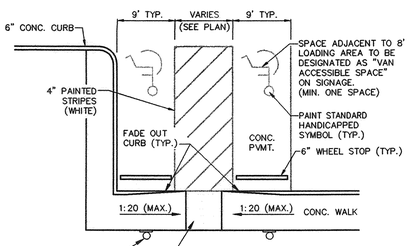

NOTE:
SIGNAGE AND MARKINGS TO BE IN ACCORDANCE WITH FEDERAL STATE AND LOCAL REGULATIONS.

NOTE:
MAXIMUM SLOPE FOR ALL PATHS 5% MAX. CROSS FALL IS 2% FOR THE FIRST FIVE FOOT FROM THE DOOR A 2% SLOPE (MAX.) MUST BE MAINTAINED

02 C1.05 HANDICAPPED PARKING

NOT TO SCALE

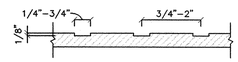

NOTES:
1. LANDING MUST BE TEXTURED (BROOM FINISH) AND CONTAIN 1/8" DEEP GROOVES, 1/4"–3/4" WIDE, 3/4"–2" ON CENTER ARRANGED SO THAT WATER WILL NOT ACCUMULATE IN GROOVES
2. LANDING MUST BE PAINTED OR STAINED SO THAT IT SIGNIFICANTLY CONTRASTS WITH ADJOINING PAVEMENT.

06 C1.05 GROOVE DETAIL

NOT TO SCALE

NOTES:
1. WALL SUPPLIER TO PROVIDE WALL DESIGN BY A PROFESSIONAL ENGINEER LICENSED IN THE STATE OF TEXAS.
2. WALL DESIGN TO INCLUDE SURCHARGE LOAD FOR FIRE LANE AS REQUIRED.
3. GEOGRID REINFORCEMENT MAY NOT EXTEND INTO THE FIRE LANE.
4. COLOR AND FACE PATTERN TO BE SELECTED BY OWNER.

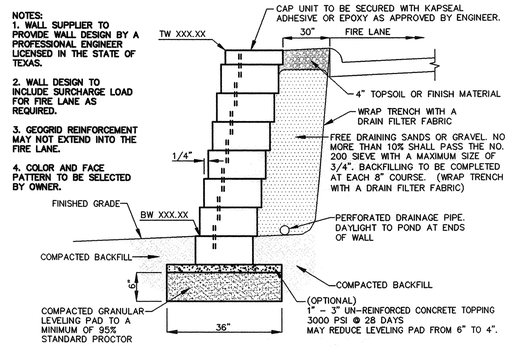

10 C1.05 MODULAR BLOCK RETAINING WALL

NOT TO SCALE

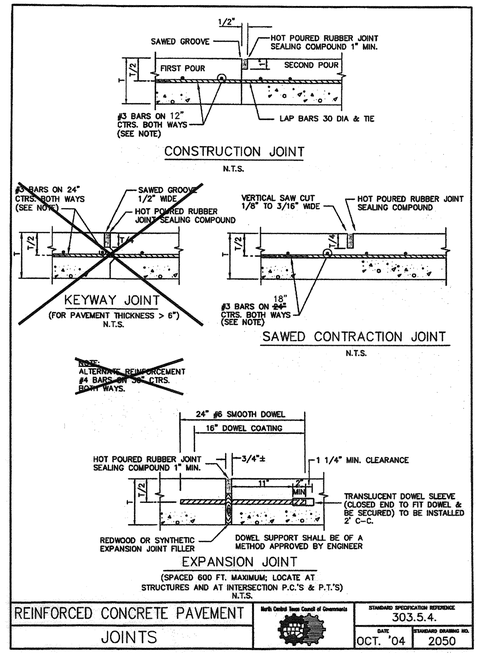

REINFORCED CONCRETE PAVEMENT	North Central Texas Council of Governments	STANDARD SPECIFICATION REFERENCE 303.5.4.
JOINTS		DATE OCT. '04 / STANDARD DRAWING NO. 2050

REFER TO NCTCOG, 3rd EDITION SPECIFICATION ITEM 5.8

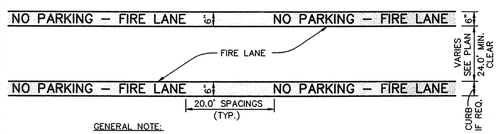

GENERAL NOTE:

A. STRIPING TO BE DONE IN ACCORDANCE WITH CITY STANDARDS. THE PAVEMENT MARKINGS SHALL BE FROM THE TOP OF THE SEAM OF THE CURB TO A POINT EVEN WITH THE DRIVING SURFACE.

STRIPING DETAIL:

A. PAINT:
1. STRIPE SHALL BE SIX (6) INCHES WIDE PAINTED WITH AN EXTERIOR ACRYLIC LATEX PAINT.
   A. COLOR SHALL BE "TRAFFIC RED" GLIDDEN NO. 63251 OR EQUAL.
2. LETTERS SHALL BE FOUR (4) INCHES HIGH PAINTED WITH AN EXTERIOR ACRYLIC LATEX PAINT. LETTERS TO BE ONE (1) INCH STROKE.
   B. COLOR SHALL BE "TRAFFIC WHITE" GLIDDEN NO. 563245 OR EQUAL.

B. APPLICATION:
1. STRIPE MAY BE BRUSHED OR SPRAYED, ONE COAT TO FINISH.
2. LETTERS SHALL BE STENCIL FORMED, BRUSH APPLIED AND SPACED AS DETAILED ON THIS SHEET.

03 C1.05 FIRE LANE STRIPING

NOT TO SCALE

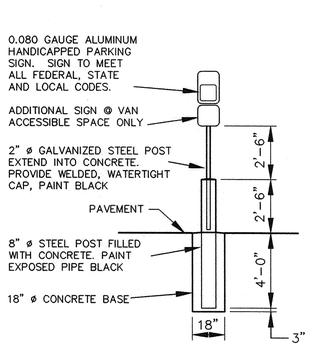

07 C1.05 HANDICAPPED SIGN

NOT TO SCALE

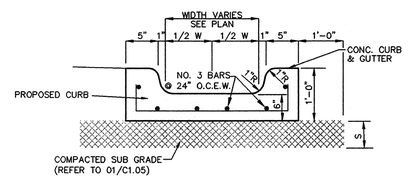

11 C1.05 FLUME DETAIL

NOT TO SCALE

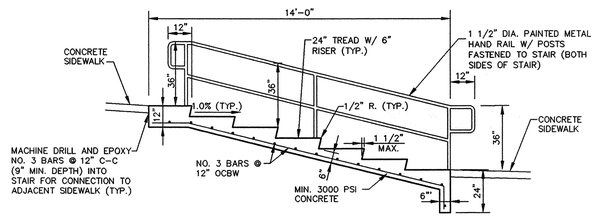

12 C1.05 STAIR/HAND RAIL

NOT TO SCALE

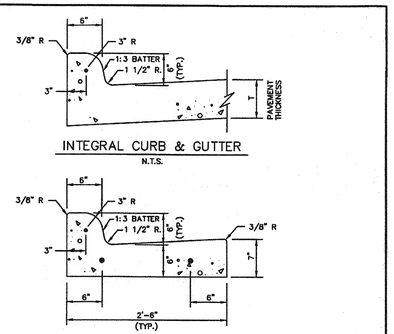

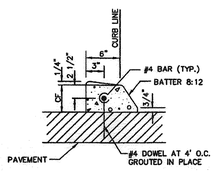

NOTES:
1. REINFORCEMENT SHALL BE NO. 4 BARS, UNLESS OTHERWISE SPECIFIED.
2. CONCRETE SHALL BE CLASS "C" OR "PC".
3. "CF" IS 6" UNLESS OTHERWISE SPECIFIED.
4. ALL CURBS ARE CONSTRUCTED OF PORTLAND CEMENT CONCRETE UNLESS OTHERWISE SHOWN.
5. GRADE SHALL BE MEASURED AT BACK OF CURB.

CONCRETE CURB & GUTTER	North Central Texas Council of Governments	STANDARD SPECIFICATION REFERENCE 305.1
INTEGRAL, SEPARATE, & DOWELED		DATE OCT. '04 / STANDARD DRAWING NO. 2120

REFER TO NCTCOG, 3rd EDITION SPECIFICATION ITEM 8.2

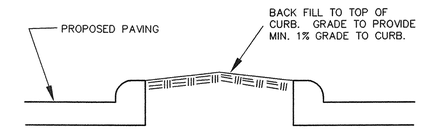

04 C1.05 ISLAND BACK FILL

NOT TO SCALE

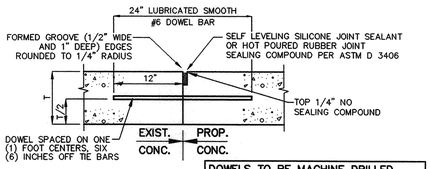

REFER TO NCTCOG, 3rd EDITION SPECIFICATION ITEM 5.8

DOWELS TO BE MACHINE DRILLED. NO HAND DRILLING OR PUSHING BARS INTO GREEN CONCRETE ALLOWED.

08 C1.05 LONGITUDINAL BUTT JOINT

NOT TO SCALE

RECORD DRAWINGS:
IT WAS THE INTENT THAT THE IMPROVEMENTS SHOWN BE CONSTRUCTED ACCORDING TO THESE PLANS AS APPROVED BY THE CITY. THE LINES AND GRADES WERE SET ON THE GROUND FOR CONSTRUCTION ACCORDING TO SAID PLANS. THE CITY INSPECTED THE CONSTRUCTION. THE ENGINEER DID NOT VERIFY LINES OR GRADES AFTER CONSTRUCTION. WE ARE NOT AWARE OF ANY CHANGES OR REVISIONS TO THESE PLANS DURING CONSTRUCTION OTHER THAN THOSE SHOWN. DATE: MARCH 4, 2013

6	03-04-13	RECORD DRAWINGS
5	04-30-12	REVISED DUMPSTER DRAIN
4	02-28-12	REVISED WATER TAP
3	02-09-12	ADDED DETAILS FOR FIRE LINE
1 2	10-31-11 09-19-11	CITY COMMENTS

DESIGN	DRAWN	DATE	PI NUMBER
AWS	WTW	09-01-2011	1483-11-027

PROJECT INFORMATION
LAKESIDE REHABILITATION CENTER
BLOCK C, LOT 6, HORIZON RIDGE MEDICAL PARK
CITY OF ROCKWALL, TEXAS
EDWARD TEAL SURVEY, ABSTRACT NO. 207
PROPOSED USE: NURSING & REHABILITATION CENTER

DEVELOPER
SMITHERS MERCHANT BUILDERS, LP
21726 HARDY OAK BOULEVARD
SAN ANTONIO, TEXAS 78258
MR. DAVID FRICK
(210) 479-2500 PHONE
(210) 479-2507 FAX

THE SEAL APPEARING ON THIS DOCUMENT WAS AUTHORIZED BY ARLYN W. SAMUELSON, P.E. 95877 ON 09-01-2011. ALTERATION OF A SEALED DOCUMENT WITHOUT PROPER NOTIFICATION TO THE RESPONSIBLE ENGINEER IS AN OFFENSE UNDER THE TEXAS ENGINEERING PRACTICE ACT.

Arlyn W. Samuelson 09-01-11

STATE OF TEXAS ARLYN W. SAMUELSON 95877 LICENSED PROFESSIONAL ENGINEER

POGUE ENGINEERING & DEVELOPMENT COMPANY, INC.
1512 BRAY CENTRAL DRIVE
SUITE 100
McKINNEY, TEXAS 75069
(214) 544-8880 PHONE
(214) 544-8882 FAX
www.PogueEngineering.com

STANDARD DETAILS SHEET

LAKESIDE REHABILITATION CENTER
BLOCK C, LOT 6, HORIZON RIDGE MEDICAL PARK
EDWARD TEAL SURVEY, ABSTRACT NO. 207
CITY OF ROCKWALL, TEXAS

SHEET NO. C1.05

DWG NO: 1483-11-032-COVER SHEET.DWG

LAKESIDE REHABILITATION CENTER

SWALDROP 03/13/2013 – 1:39PM
N:\JOBS\1400-1499\1483-11-032 NURSING HOME CIVILS\DWG\1483-11-032-COVER SHEET.DWG
© POGUE ENGINEERING & DEVELOPMENT COMPANY, INC. 2010. ALL RIGHTS RESERVED: THE ENGINEERING DESIGN, DETAIL AND ENGINEERING DRAWINGS FOR THIS PROJECT AND/OR OVERALL PROJECT ARE THE LEGAL PROPERTY OF POGUE ENGINEERING & DEVELOPMENT COMPANY, INC. THEIR USE FOR REPRODUCTION, CONSTRUCTION, OR DISTRIBUTION IS PROHIBITED UNLESS AUTHORIZED IN WRITING BY POGUE ENGINEERING & DEVELOPMENT COMPANY, INC.
TEXAS BOARD OF PROFESSIONAL ENGINEERS, CERTIFICATE OF REGISTRATION #F-000461; TEXAS BOARD OF PROFESSIONAL LAND SURVEYING, CERTIFICATE OF REGISTRATION 100421-00