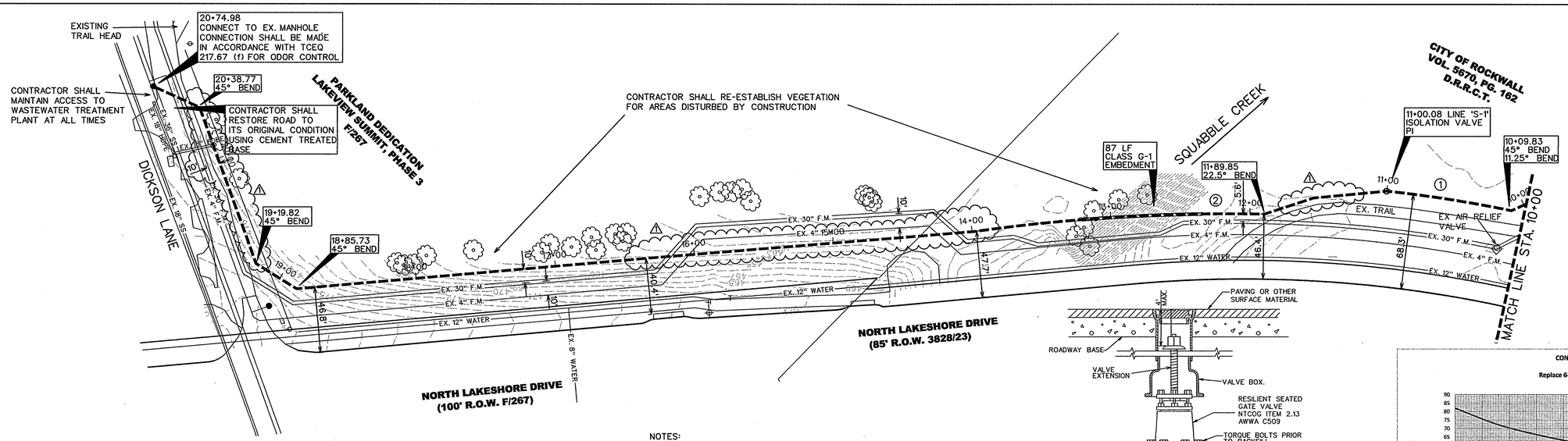

FORCE MAIN CURVE DATA		
CURVE NO.	①	②
Δ	05° 27'28"	08° 50'25"
R	947.50'	1339.91'
T	45.16'	103.57'
L	90.26'	206.74'

NOTE:

EXISTING UTILITIES SHOWN ARE A GRAPHICAL REPRESENTATION OF THE LOCATION BASED ON AS-BUILT DRAWINGS. ACTUAL LOCATION AND ELEVATION MAY BE DIFFERENT. CONTRACTOR MUST VERIFY ALL EXISTING UTILITIES FOR LOCATION AND ELEVATION PRIOR TO CONSTRUCTION.

NOTES:

ALL FORCE MAIN TO BE AWWA C-905 PIPE DR18, COLORED GREEN.

INSTALL GREEN SANITARY SEWER MARKER PAD-EMS APPROX. EVERY 250 FEET AND AT EVERY CHANGE IN DIRECTION ABOVE FORCE MAIN.

DETECTOR TAPE SHALL BE REQUIRED ALONG FORCE MAIN. SEE TCEQ 217.66

FORCE MAIN SHALL BE INSTALLED WITH CLASS "B-4" IMBEDMENT EXCEPT WHERE NOTED OTHERWISE.

ALL PIPE FITTINGS SHALL USE RESTRAINED JOINTS

ALL NEWLY INSTALLED PIPE SHALL BE TESTED AS REQUIRED BY THE CITY OF ROCKWALL STANDARDS OF DESIGN AND CONSTRUCTION.

ALL BORES WILL REQUIRE STEEL ENCASEMENT PIPE AND SPACERS

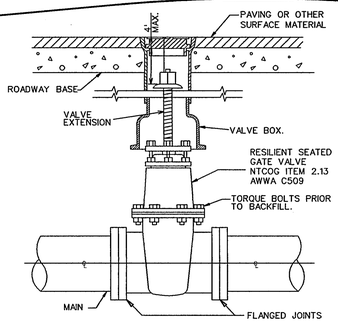

ISOLATION GATE VALVE DETAIL

NOTES:

1. IN UNPAVED AREAS, INSTALL 2' x 2' x 4" CONCRETE VALVE PAD FLUSH WITH THE TOP OF VALVE BOX.
2. IF CONNECTING TO A METALLIC PIPE, FLANGE JOINT SHALL BE INSULATED. CONTRACTOR SHALL FURNISH AND INSTALL "INSULKET" FLANGE GASKETS, OR APPROVED EQUIVALENT, INSULATING SLEEVES AND TWO PLASTIC WASHERS FOR EACH BOLT AT EACH FLANGE AND VALVE CONNECTION.
3. VALVE STACK CAP SHALL BE PAINTED GREEN
4. SANITARY SEWER MARKER SHALL BE INSTALLED AT VALVE

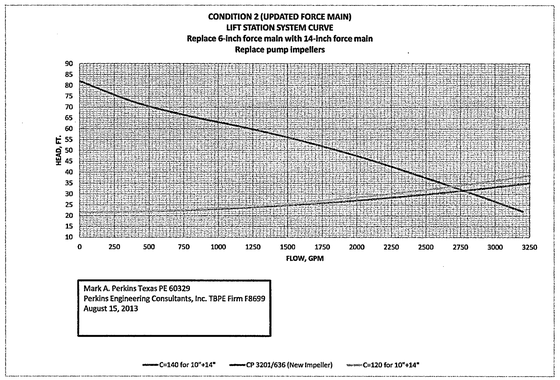

Mark A. Perkins Texas PE 60329
Perkins Engineering Consultants, Inc. TBPE Firm F8699
August 15, 2013

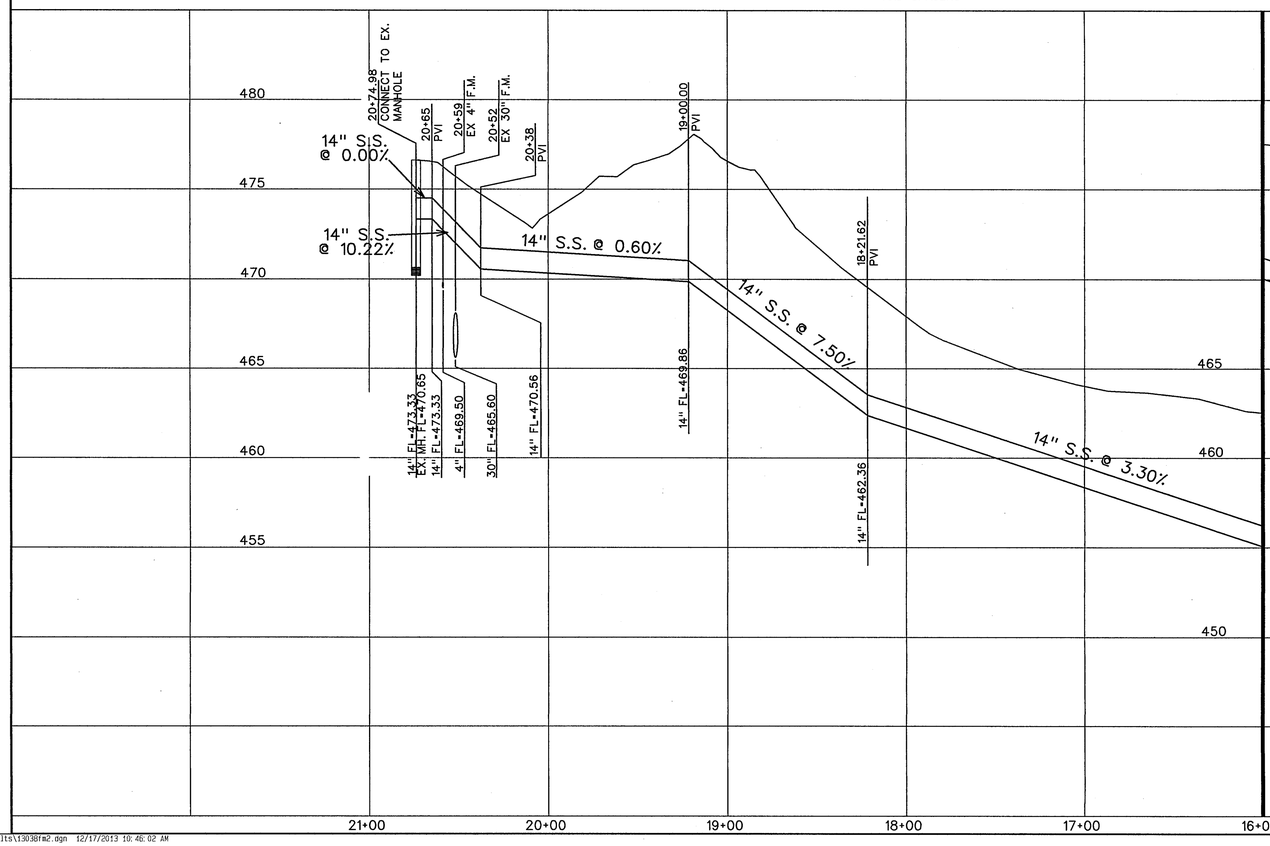

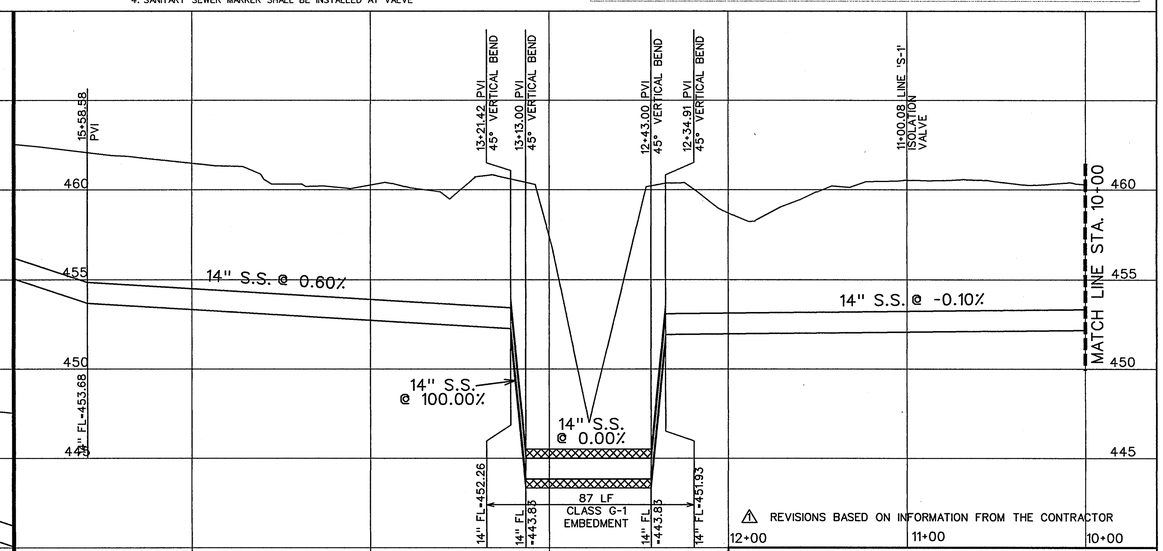

⚠ REVISIONS BASED ON INFORMATION FROM THE CONTRACTOR

AS-BUILT DECEMBER 2013
BASED ON SURVEYING AT THE SITE AND INFORMATION PROVIDED BY THE CONTRACTOR

STATE OF TEXAS
BRANDON DAVIDSON
87682
REGISTERED PROFESSIONAL ENGINEER
12/17/13

The seal appearing on this document was authorized by Brandon Davidson P.E. 87682, on December 17, 2013

CORWIN ENGINEERING, INC.
200 W. BELMONT, SUITE E
ALLEN, TEXAS 75013 (972)396-1200
TBPE FIRM #5951

DEVELOPMENT PLANS FOR
QUAIL RUN LIFT STATION FORCE MAIN UPGRADE
ROCKWALL, TEXAS

FORCE MAIN PLAN & PROFILE
STATION 11+00 TO END

DRAWN BY	DESIGNED BY	CHECKED BY	SHEET NO.
BDD	BDD	BDD	2 OF 3
JOB NUMBER 13038	DATE SEPTEMBER 2013	SCALE: HOR: 1"=40' VER: 1"=4'	

...\dgn\as-builts\13038fm2.dgn 12/17/2013 10:46:02 AM