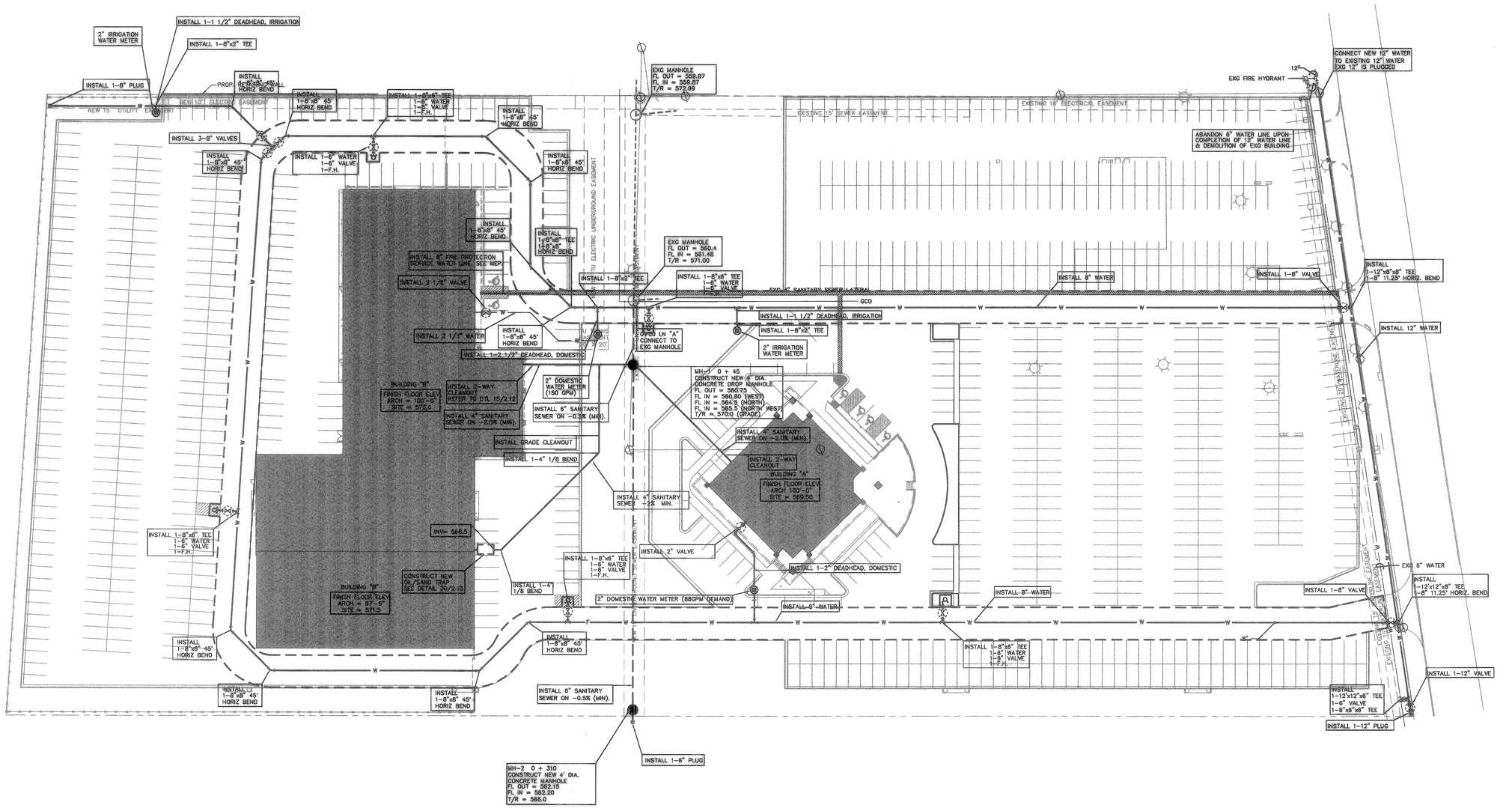

WATER AND WASTE WATER SITE UTILITY PLAN

SCALE: 1" = 40'-0"

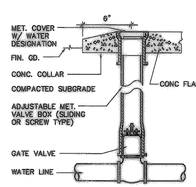

TYPICAL CUT-OFF VALVE

30 DETAIL SP004 NO SCALE

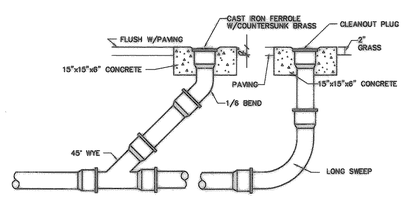

TYPICAL GRADE CLEANOUT

25 DETAIL SP005A SCALE: 1/2" = 1'-0"

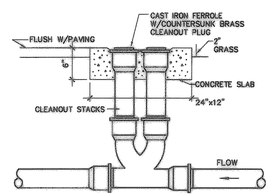

TYPICAL TWO WAY CLEANOUT

15 DETAIL SP003 NO SCALE

NOTES:

KEYED NOTES DESIGNATED BY: ○

1. REFER TO SHEET 2.13 FOR DETAILS RELATED TO THIS PLAN.
2. CONTRACTOR SHALL VERIFY LOCATION & DEPTH OF ALL EXG UTILITIES PRIOR TO CONSTRUCTION.
3. CONTRACTOR SHALL OBTAIN ALL NECESSARY PERMITS FROM TxDOT FOR ANY AND ALL WORK TO BE DONE ON HIGHWAY RIGHT-OF-WAY.
4. ALL WATER PIPE SHALL BE CLASS 200 PVC C-900.
5. ALL IRRIGATIONS SERVICES SHALL HAVE A" CHECKABLE DOUBLE CHECK VALVE BACKFLOW PREVENTOR ASSBEMBLY. REFER TO DETAIL 40/2.13 (FURNISHED BY LANDSCAPE IRRIGATION CONTRACTOR)

REGISTERED ARCHITECT STEVEN P. DAUGHTRY 822 STATE OF TEXAS

STATE OF TEXAS S.P. DAUGHTRY 60172 REGISTERED PROFESSIONAL ENGINEER

2535-74 th ST.
LUBBOCK, TEXAS 79403
PH. (806) 745-1103
FAX (806) 745-1225

ALLIED ASSOCIATES CONSULTING ENGINEERS
STRUCTURAL • MECHANICAL • ELECTRICAL

ROCKWALL FORD - MERCURY

990 E. I-30 ROCKWALL, Tx.

PROJECT NO. P98-0201	
DATE : 09/14/98	
REVISIONS :	

SHEET NO.

2.12

K:\ROCKWALL.DWF\PERMIT\sht-12.dwg Mon Nov 20 15:59:28 2000 STATION-11 SP0