

THE CAMBRIDGE COMPANIES, INC. TRUSTEE
VOL. 99, PG. 1022
D.R.R.C.T.

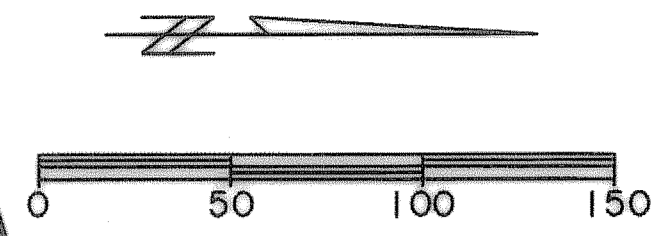
BMP No. 8
INSTALL 85 L.F. REINFORCED SILT FENCE AT TOE OF SLOPE

BMP No. 5
PHASE I & II INSTALL EDGE OF PAVEMENT SEDIMENT TRAP

BMP No. 6
INSTALL 380 L.F. REINFORCED SILT FENCE AT TOE OF SLOPE

BMP No. 5
PHASE I & II INSTALL EDGE OF PAVEMENT SEDIMENT TRAP

BMP No. 2
INSTALL 115 L.F. REINFORCED SILT FENCE AT TOE OF SLOPE



ROCKWALL BYPASS, LTD.
VOL. 2852, PG. 109
D.R.R.C.T.

BMP No. 1
INSTALL CONSTRUCTION ENTRANCE

LOFLAND FARMS, LTD.
VOL. 1392, PG. 271
D.R.R.C.T.

BMP No. 3
INSTALL 55 L.F. REINFORCED SILT FENCE

BMP No. 4
INLET B-1: INSTALL PHASE I & PHASE II INLET PROTECTION & MAINTAIN UNTIL PARKWAYS ARE REVEGETATED

THE CAMBRIDGE COMPANIES, INC. TRUSTEE
VOL. 99, PG. 1022
D.R.R.C.T.

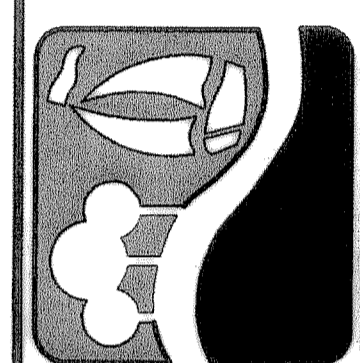
BMP No. 7
INSTALL 80 L.F. REINFORCED SILT FENCE

LEGEND

- LIMITS OF OPERATOR DAY TO DAY OPERATIONAL CONTROL
- INLET TREATMENT
- REINFORCED SILT FENCE
- CONSTRUCTION ENTRANCE
- EDGE OF PAVEMENT SEDIMENT TRAP

MATCH LINE STA 27+00

PREPARED BY:
VIA WIER & ASSOCIATES, INC.
ENGINEERS SURVEYORS LAND PLANNERS
4300 BELTWAY PLACE SUITE 130 ARLINGTON, TEXAS 76018 METRO (817)467-7700
1380 U.S. HIGHWAY 287 N. SUITE 101 WAREHOUSES, TEXAS 76063 METRO (817)467-9700
6848 ELM STREET FRSO, TEXAS 75034 METRO (214)397-8000
www.viaassociates.com



THE CAMBRIDGE COMPANIES, INC. TRUSTEE
VOL. 99, PG. 1022
D.R.R.C.T.

BMP No. 8
INSTALL 420 L.F. REINFORCED SILT FENCE AT TOE OF SLOPE

BMP No. 12
INSTALL 255 L.F. REINFORCED SILT FENCE AT TOE OF SLOPE

BMP No. 14
INSTALL 500 L.F. REINFORCED SILT FENCE AT TOE OF SLOPE

BMP No. 5
PHASE I & II INSTALL EDGE OF PAVEMENT SEDIMENT TRAP

BMP No. 17
INSTALL 180 L.F. REINFORCED SILT FENCE AT TOE OF SLOPE

BMP No. 7
INSTALL 230 L.F. REINFORCED SILT FENCE

BMP No. 5
PHASE I & II INSTALL EDGE OF PAVEMENT SEDIMENT TRAP

BMP No. 15
INSTALL 375 L.F. REINFORCED SILT FENCE AT TOE OF SLOPE

MATCH LINE STA 27+00

S.H. 205 BYPASS

MATCH LINE STA 40+00

PHASE II S.H. 205 BYPASS
FROM S.H. 276 TO INTERSTATE 30
EROSION CONTROL
PLAN
BEGINNING TO STA 40+00

BMP No. 9
INLET A-5.1: INSTALL PHASE I & PHASE II INLET PROTECTION & MAINTAIN UNTIL PARKWAYS ARE REVEGETATED

BMP No. 11
INLET A-5.5: INSTALL PHASE I & PHASE II INLET PROTECTION & MAINTAIN UNTIL PARKWAYS ARE REVEGETATED


BMP No. 16
INLET A-4.7: INSTALL PHASE I & PHASE II INLET PROTECTION & MAINTAIN UNTIL PARKWAYS ARE REVEGETATED

BMP No. 10
INLET A-5.3: INSTALL PHASE I & PHASE II INLET PROTECTION & MAINTAIN UNTIL PARKWAYS ARE REVEGETATED

BMP No. 13
INLET A-3: INSTALL PHASE I & PHASE II INLET PROTECTION & MAINTAIN UNTIL PARKWAYS ARE REVEGETATED

THE CAMBRIDGE COMPANIES, INC. TRUSTEE
VOL. 99, PG. 1022
D.R.R.C.T.

RECORD PLANS
AUGUST 29, 2008



TIME: 19.15 FILE: \\SWP3-EROSION-Phase2-04141.dwg

STATE OF TEXAS
PHILIP L. GRAHAM
94719
LICENSED PROFESSIONAL ENGINEER
12/07/07

COPYRIGHT ©
WIER & ASSOCIATES, INC.
LAST SHEET FOR
DATE 12-07-2007
WA# 04141

SHEET NO.
E102