

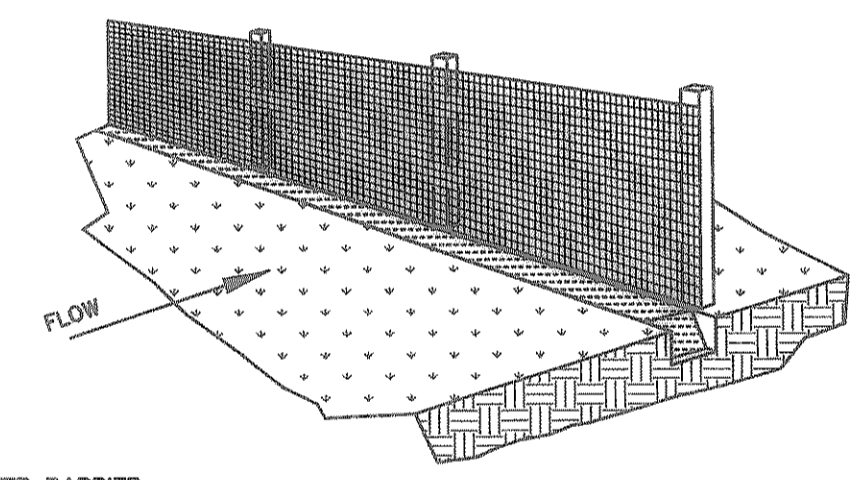
NOTE:
REFER TO COG STANDARDS AND THE CITY OF ROCKWALL STANDARDS FOR INLET PROTECTION SPECIFICATIONS

EROSION CONTROL SCHEDULE AND SEQUENCING

TASK	EROSION CONTROL MEASURES
ROUGH GRADING	ALL SILT FENCE, STONE OVERFLOW STRUCTURES & CONSTRUCTION ENTRANCE / EXIT SHALL BE INSTALLED PRIOR TO THE INITIATION OF ROUGH GRADING. CONSTRUCTION ENTRANCE AND ROCK FILTER DAMS TO BE INSTALLED AT THIS TIME.
UTILITY & STORM INSTALLATION	ALL SILT FENCE SHALL BE INSTALLED PRIOR TO THE INITIATION OF ALL UTILITY CONSTRUCTION. UPON THE COMPLETION OF STORM SEWER INSTALLATION TYPE A AND B INLET PROTECTORS TO BE INSTALLED.
PAVING	ALL PRIOR EROSION CONTROL MEASURES INSTALLED ABOVE TO BE MAINTAINED DURING PAVING AND THROUGHOUT THE REMAINDER OF THE PROJECT.
FINE GRADING	ALL PRIOR EROSION CONTROL MEASURES INSTALLED ABOVE TO BE MAINTAINED DURING FINE GRADING AND THROUGHOUT THE REMAINDER OF THE PROJECT.
FINAL	ALL EROSION CONTROL MEASURES TO BE REMOVED AT THE CONCLUSION OF THE PROJECT AS DIRECTED BY THE CITY OF ROCKWALL.

STANDARD EROSION CONTROL GENERAL NOTES

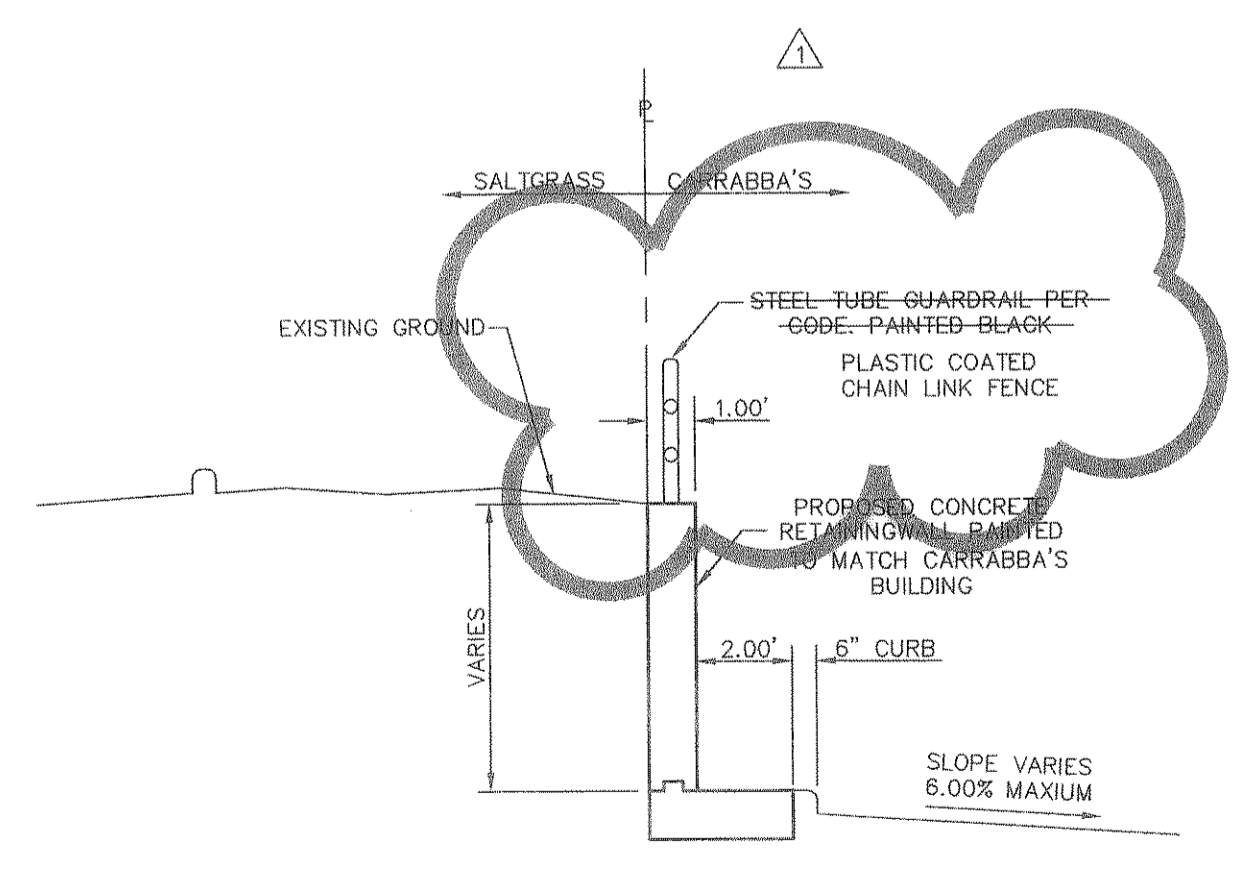
1. EROSION CONTROL DEVICES AS SHOWN ON THE EROSION CONTROL PLAN FOR THE PROJECT SHALL BE INSTALLED PRIOR TO THE START OF LAND DISTURBING ACTIVITIES ON THE PROJECT.
2. ALL EROSION CONTROL DEVICES ARE TO BE INSTALLED IN ACCORDANCE WITH THE APPROVED PLANS AND SPECIFICATIONS FOR THE PROJECT. CHANGES ARE TO BE APPROVED BEFORE CONSTRUCTION BY THE DESIGN ENGINEER AND THE CITY OF ROCKWALL ENGINEERING DIVISION.
3. IF THE EROSION CONTROL PLAN AS APPROVED CANNOT CONTROL EROSION AND OFF-SITE SEDIMENTATION FROM THE PROJECT THE EROSION CONTROL PLAN WILL BE REQUIRED TO BE REVISED AND/OR ADDITIONAL EROSION CONTROL DEVICES WILL BE REQUIRED ON SITE.
4. IF OFF-SITE BORROW OR SPOILS SITES ARE USED IN CONJUNCTION WITH THIS PROJECT, THIS INFORMATION SHALL BE DISCLOSED AND SHOWN ON THE EROSION CONTROL PLAN. OFF-SITE BORROW AND SPOILS AREAS ARE CONSIDERED PART OF THE PROJECT SITE AND THEREFORE SHALL COMPLY WITH THE CITY OF ROCKWALL EROSION CONTROL REQUIREMENTS. THESE AREAS SHALL BE STABILIZED WITH GROUND COVER PRIOR TO FINAL APPROVAL OF THE PROJECT.



- FILTER BARRIER**
1. SYNTHETIC FILTER FABRIC SHALL BE 8 OUNCE PER SQUARE YARD FABRIC AND SHALL BE CUT FROM A CONTINUOUS ROLL TO AVOID JOINTS. 6"x 6" WIRE MESH BACKING IS REQUIRED FOR ALL SILT FENCES.
 2. SILT FENCE POSTS SHALL BE STEEL T-POSTS WITH A MINIMUM LENGTH OF 3 FEET.
 3. SILT FENCE TIES SHALL BE OF HEAVY DUTY WIRE.
 4. METAL POSTS SHALL BE SPACED AROUND THE PERIMETER OF THE SITE A MAXIMUM OF 3 FEET APART AND SECURELY DRIVEN INTO THE GROUND (MINIMUM OF 18 INCHES).
 5. A TRENCH SHALL BE EXCAVATED APPROXIMATELY 4 INCHES WIDE AND 4 INCHES DEEP AROUND THE OUTSIDE PERIMETER OF THE POSTS.
 6. THE FABRIC SHALL BE TIED TO THE POSTS, AND 8 INCHES OF THE FABRIC SHALL BE EXTENDED INTO THE TRENCH. THE HEIGHT OF THE FILTER BARRIER SHALL BE A MINIMUM OF 15 INCHES AND SHALL NOT EXCEED 18 INCHES.
 7. THE TRENCH SHALL BE BACK FILLED AND THE SOIL COMPACTED OVER THE FABRIC.

CONSTRUCTION OF A FILTER BARRIER

RECORD DRAWINGS AS PROVIDED BY:
WILSON BARNES CONSTRUCTION
Michael S. Allen
MICHAEL S. ALLEN, P.E.
DATE: 6/11/04



**SECTION "A-A"
RETAINING WALL DETAIL**
N.T.S.

NOTE:
RETAINING WALL TO BE DESIGNED BY A STRUCTURAL ENGINEER AND INSPECTED BY A DESIGN ENGINEER. THIS DESIGN TO BE BY OTHERS


LEGEND

	SILT FENCE
	PROPOSED CONTOURS
	EXISTING CONTOURS

NOTE:
IN ORDER TO COMPLY WITH THE UNITED STATES ENVIRONMENTAL PROTECTION AGENCY AND ALL OTHER AGENCIES HAVING JURISDICTION, THE CONTRACTOR SHALL PROVIDE ANY ADDITIONAL EROSION OR POLLUTION DEVICES, AS REQUIRED, DURING CONSTRUCTION.
FILING OF N.O.I. (PER TCEQ REQUIREMENTS) SHALL BE THE RESPONSIBILITY OF THE CONTRACTOR.

MSA	GRADING MOD. & FENCE	App.
5/11/04	Revisions	
No.	Date	

Allen & Ridinger Consulting, Inc.
109 W. Main Street
Lewisville, Texas 75057
Tel. No. (972) 353-8000
Fax No. (972) 353-8011



GRADING AND EROSION CONTROL PLAN

Scale: 1" = 20'
Designed by: MSA
Drawn by: SDT
Checked by: MSA
Date: December 31, 2003
Project No. 031-001