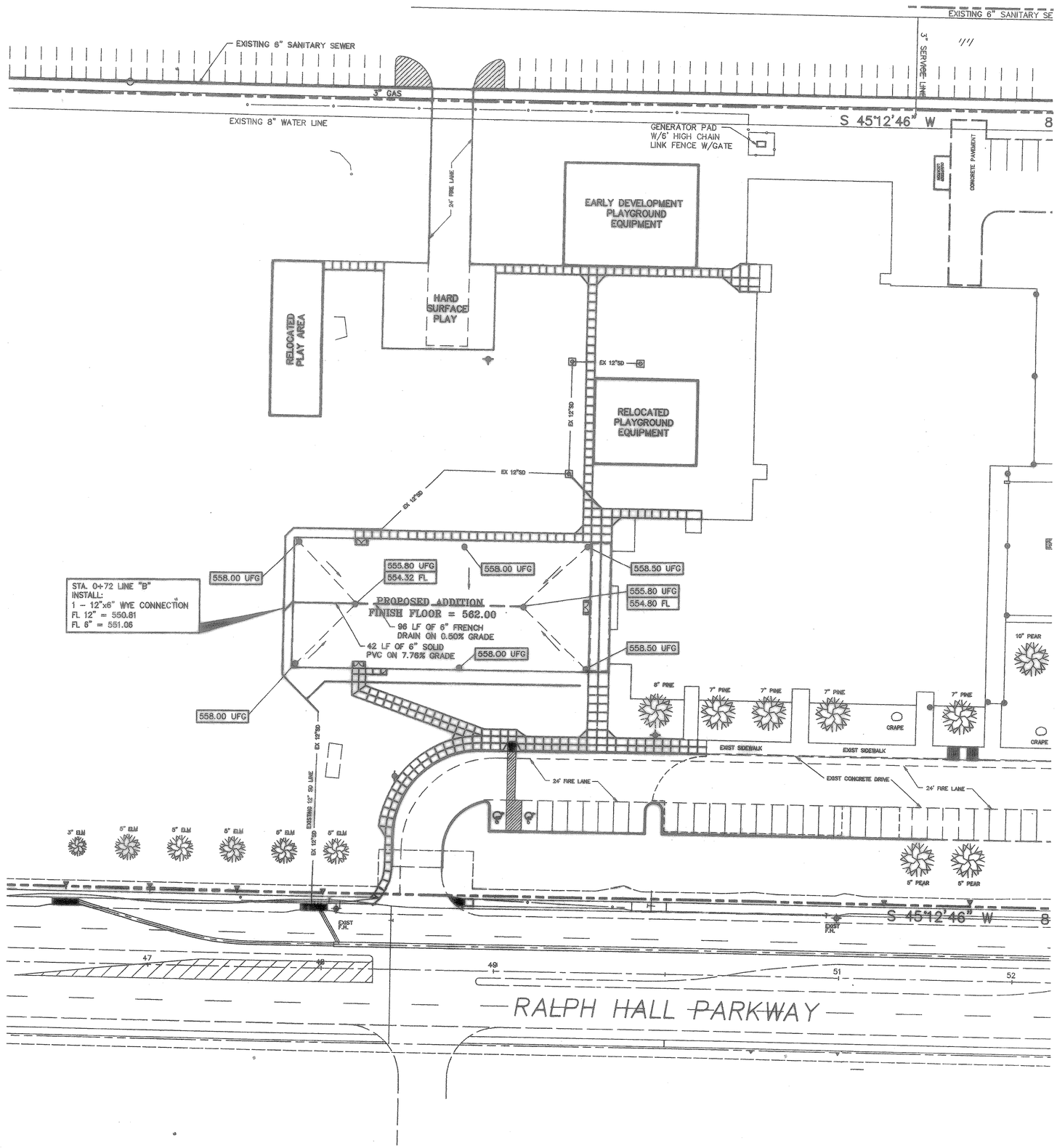

GENERAL STORM SEWER NOTES

1. ALL CONSTRUCTION TO BE IN ACCORDANCE WITH THESE PLANS AND CITY OF ROCKWALL STANDARDS AND SPECIFICATIONS.
2. PRIOR TO STARTING CONSTRUCTION, THE CONTRACTOR SHALL MAKE CERTAIN THAT ALL REQUIRED PERMITS AND APPROVALS HAVE BEEN OBTAINED. NO CONSTRUCTION OR FABRICATION SHALL BEGIN UNTIL THE CONTRACTOR HAS RECEIVED AND THOROUGHLY REVIEWED ALL PLANS AND OTHER DOCUMENTS APPROVED BY ALL OF THE PERMITTING AUTHORITIES.
3. ALL WORK SHALL BE PERFORMED IN ACCORDANCE WITH THESE PLANS AND SPECIFICATIONS AND THE REQUIREMENTS AND STANDARDS OF THE LOCAL GOVERNING AUTHORITY.
4. IN THE EVENT AN ITEM IS NOT COVERED IN THE CITY OF ROCKWALL SPECIFICATIONS, THE ENGINEER'S DECISION SHALL APPLY.
5. BARRICADING, TRAFFIC CONTROL, AND PROJECT SIGNS SHALL CONFORM TO "STATE DEPARTMENT OF HIGHWAYS AND PUBLIC TRANSPORTATION BARRICADING AND CONSTRUCTION STANDARDS".
6. THE GENERAL CONTRACTOR AND ALL SUB-CONTRACTORS SHALL VERIFY THE SUITABILITY OF ALL EXISTING AND PROPOSED SITE CONDITIONS INCLUDING GRADES AND DIMENSIONS BEFORE COMMENCEMENT OF ANY CONSTRUCTION. IN THE EVENT OF ANY CONFLICT AND PRIOR TO COMMENCEMENT OF ANY CONSTRUCTION, IMMEDIATELY NOTIFY ENGINEER. MINOR ADJUSTMENTS OF FINISH GRADE TO ACCOMPLISH SPOT DRAINAGE ARE ACCEPTABLE, IF NECESSARY, UPON PRIOR APPROVAL OF ENGINEER. PAVING INSTALLED SHALL "FLUSH CUT" AT ANY JUNCTURE WITH EXISTING PAVING.
7. THE LOCATIONS OF UNDERGROUND UTILITIES SHOWN ON THIS PLAN ARE BASED ON FIELD SURVEYS AND LOCAL UTILITY COMPANY RECORDS. IT SHALL BE THE CONTRACTOR'S FULL RESPONSIBILITY TO CONTACT THE VARIOUS UTILITY COMPANIES TO LOCATE THEIR UTILITIES PRIOR TO STARTING CONSTRUCTION.
8. CONTRACTOR SHALL VERIFY ALL EXISTING INVERTS AND RIM ELEVATIONS PRIOR TO CONSTRUCTION.
9. ALL PVC PIPE SHALL BE SCH 40, ADS, HANCOR OR APPROVED EQUAL.
10. ALL RCP SHALL BE CLASS III.

CONTRACTOR SHALL VERIFY ALL EXISTING INVERTS AND ELEVATIONS PRIOR TO CONSTRUCTION.

ALL STORM SEWER CONSTRUCTION TO BE PER CITY OF ROCKWALL STANDARDS.

Scale 1" = 30'

NOTE: ALL AGGREGATE SHALL CONFORM WITH A.S.T.M. C-33.

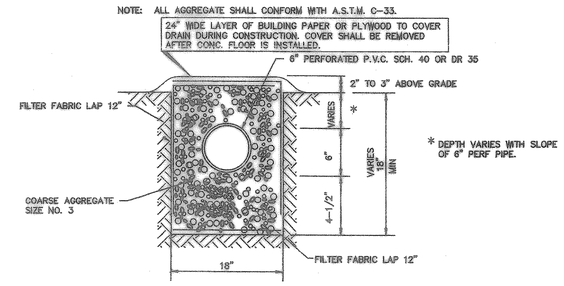

DETAIL
TYPE 1 FRENCH DRAIN

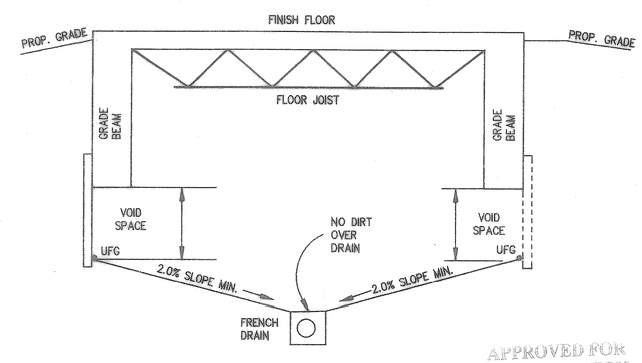

UNDER FLOOR GRADING DETAIL

APPROVED FOR CONSTRUCTION
DEC 2 2 2004
City of Rockwall Engineering Dept.
City Engineer: _____

NOTE: SEE STRUCTUAL PLANS FOR ACTUAL BEAM DEPTHS AND VOID SPACE REQUIREMENTS.

NOTE:
PRIOR TO JOIST AND DECKING BEING SET IN PLACE ENGINEER MUST APPROVE UNDERFLOOR GRADING.

UNDERFLOOR GRADING PLAN

SCALE: 1" = 30'

GLENN ENGINEERING
PHONE 972-717-5151 FAX 972-717-2176
105 DECKER COURT - SUITE 910 IRVING, TEXAS 75062

SHW Group, LLP
Architects + Engineers + Planners

Consultants:

CIVIL:
GLENN ENGINEERING CORP.

STRUCTURAL:
SHW GROUP, LLP

MEP:
ESTES MCCLURE AND ASSOCIATES

LANDSCAPING:
GRUBBS RAMSEY

Final Plans for Bidding and Construction

STATE OF TEXAS
MIKE GLENN
35050
REGISTERED PROFESSIONAL ENGINEER
11-23-04

Rockwall Independent School District

AMANDA ROCHELL ELEMENTARY ADDITIONS AND RENOVATIONS

ROCKWALL, TEXAS

Project Number:	1441.04.01
Drawing Date:	08/31/200
Drawn:	R.HOWMAN
Checked:	RAN
Scale:	AS SHOWN
ACAD File:	ROCHELLE-ENG-ADD1-REV2

© 2004 SHW Group, LLP

Revisions:

1	10/12/2004	CITY COMMENTS
2	11/8/2004	CITY COMMENTS
3	11/23/2004	CITY COMMENTS

Sheet Title:
UNDERFLOOR GRADING PLAN

These Drawings have been modified to conform to the Construction Records.
Glenn Engineering Corporation
By: _____ Date: 2-23-06

CU 1.04

Nov 23, 2004 - 9:23am User: Rick
\\Robert-xp\C-DRIVE\ROCKISD\Rochell\BID-SET\ADDITION\BIDSET\ROCHELLE-ENG-ADD1-REV2.dwg, 11/23/2004 9:23:23 AM, 8x4