PLANNING AND ZONING CASE CHECKLIST

City of Rockwall
Planning and Zoning Department
385 S. Goliad Street
Rockwall, Texas 75087

P&Z CASE # MIS2021-011 **P&Z DATE** 08/31/21 **CC DATE** 09/07/21 **APPROVED/DENIED**

ARCHITECTURAL REVIEW BOARD DATE_____ **HPAB DATE**_____ **PARK BOARD DATE**_____

ZONING APPLICATION
☐ SPECIFIC USE PERMIT
☐ ZONING CHANGE
☐ PD CONCEPT PLAN
☐ PD DEVELOPMENT PLAN

SITE PLAN APPLICATION
☐ SITE PLAN
☐ LANDSCAPE PLAN
☐ TREESCAPE PLAN
☐ PHOTOMETRIC PLAN
☐ BUILDING ELEVATIONS
☐ MATERIAL SAMPLES
☐ COLOR RENDERING

PLATTING APPLICATION
☐ MASTER PLAT
☐ PRELIMINARY PLAT
☐ FINAL PLAT
☐ REPLAT
☐ ADMINISTRATIVE/MINOR PLAT
☐ VACATION PLAT
☐ LANDSCAPE PLAN
☐ TREESCAPE PLAN

- ☐ COPY OF ORDINANCE (ORD.#_____)
- ☑ APPLICATIONS
- ☑ RECEIPT
- ☑ LOCATION MAP
- ☐ HOA MAP
- ☐ PON MAP
- ☐ FLU MAP
- ☐ NEWSPAPER PUBLIC NOTICE
- ☐ 500-FT. BUFFER PUBLIC NOTICE
- ☐ PROJECT REVIEW
- ☐ STAFF REPORT
- ☐ CORRESPONDENCE
- ☐ COPY-ALL PLANS REQUIRED
- ☐ COPY-MARK-UPS
- ☐ CITY COUNCIL MINUTES-LASERFICHE
- ☐ MINUTES-LASERFICHE
- ☐ PLAT FILED DATE_____
  - ☐ CABINET #_____
  - ☐ SLIDE #_____

NOTES:_____

_____

_____

_____

_____

_____

ZONING MAP UPDATED_____

DEVELOPMENT APPLICATION

City of Rockwall
Planning and Zoning Department
385 S. Goliad Street
Rockwall, Texas 75087

STAFF USE ONLY

PLANNING & ZONING CASE NO.

NOTE: *THE APPLICATION IS NOT CONSIDERED ACCEPTED BY THE CITY UNTIL THE PLANNING DIRECTOR AND CITY ENGINEER HAVE SIGNED BELOW.*

DIRECTOR OF PLANNING:

CITY ENGINEER:

PLEASE CHECK THE APPROPRIATE BOX BELOW TO INDICATE THE TYPE OF DEVELOPMENT REQUEST [SELECT ONLY ONE BOX]:

PLATTING APPLICATION FEES:
- ☐ MASTER PLAT ($100.00 + $15.00 ACRE) [1]
- ☐ PRELIMINARY PLAT ($200.00 + $15.00 ACRE) [1]
- ☐ FINAL PLAT ($300.00 + $20.00 ACRE) [1]
- ☐ REPLAT ($300.00 + $20.00 ACRE) [1]
- ☐ AMENDING OR MINOR PLAT ($150.00)
- ☐ PLAT REINSTATEMENT REQUEST ($100.00)

SITE PLAN APPLICATION FEES:
- ☐ SITE PLAN ($250.00 + $20.00 ACRE) [1]
- ☐ AMENDED SITE PLAN/ELEVATIONS/LANDSCAPING PLAN ($100.00)

ZONING APPLICATION FEES:
- ☐ ZONING CHANGE ($200.00 + $15.00 ACRE) [1]
- ☐ SPECIFIC USE PERMIT ($200.00 + $15.00 ACRE) [1]
- ☐ PD DEVELOPMENT PLANS ($200.00 + $15.00 ACRE) [1]

OTHER APPLICATION FEES:
- ☐ TREE REMOVAL ($75.00)
- ☒ VARIANCE REQUEST ($100.00)

NOTES:
[1]: IN DETERMINING THE FEE, PLEASE USE THE EXACT ACREAGE WHEN MULTIPLYING BY THE PER ACRE AMOUNT. FOR REQUESTS ON LESS THAN ONE ACRE, ROUND UP TO ONE (1) ACRE.

PROPERTY INFORMATION [PLEASE PRINT]

ADDRESS			
SUBDIVISION	Rockwall Technology Park Phase V	LOT	BLOCK
GENERAL LOCATION	East of Data Drive, West of Rochell Rd, North of SH-276		

ZONING, SITE PLAN AND PLATTING INFORMATION [PLEASE PRINT]

CURRENT ZONING		CURRENT USE	
PROPOSED ZONING		PROPOSED USE	
ACREAGE	LOTS [CURRENT]	LOTS [PROPOSED]	

☐ ***SITE PLANS AND PLATS:*** *BY CHECKING THIS BOX YOU ACKNOWLEDGE THAT DUE TO THE PASSAGE OF HB3167 THE CITY NO LONGER HAS FLEXIBILITY WITH REGARD TO ITS APPROVAL PROCESS, AND FAILURE TO ADDRESS ANY OF STAFF'S COMMENTS BY THE DATE PROVIDED ON THE DEVELOPMENT CALENDAR WILL RESULT IN THE DENIAL OF YOUR CASE.*

OWNER/APPLICANT/AGENT INFORMATION [PLEASE PRINT/CHECK THE PRIMARY CONTACT/ORIGINAL SIGNATURES ARE REQUIRED]

☒ OWNER	Rockwall Economic Development Corp.	☐ APPLICANT	
CONTACT PERSON	Matt Wavering	CONTACT PERSON	
ADDRESS	2610 Observation Trl Suite 104	ADDRESS	
CITY, STATE & ZIP	Rockwall, TX 75032	CITY, STATE & ZIP	
PHONE	972-772-0025	PHONE	
E-MAIL	mwavering@rockwalledc.com	E-MAIL	

NOTARY VERIFICATION [REQUIRED]

BEFORE ME, THE UNDERSIGNED AUTHORITY, ON THIS DAY PERSONALLY APPEARED Matt Wavering [OWNER] THE UNDERSIGNED, WHO STATED THE INFORMATION ON THIS APPLICATION TO BE TRUE AND CERTIFIED THE FOLLOWING:

"I HEREBY CERTIFY THAT I AM THE OWNER FOR THE PURPOSE OF THIS APPLICATION; ALL INFORMATION SUBMITTED HEREIN IS TRUE AND CORRECT; AND THE APPLICATION FEE OF $100, TO COVER THE COST OF THIS APPLICATION, HAS BEEN PAID TO THE CITY OF ROCKWALL ON THIS THE 2nd DAY OF August, 2021. BY SIGNING THIS APPLICATION, I AGREE THAT THE CITY OF ROCKWALL (I.E. "CITY") IS AUTHORIZED AND PERMITTED TO PROVIDE INFORMATION CONTAINED WITHIN THIS APPLICATION TO THE PUBLIC. THE CITY IS ALSO AUTHORIZED AND PERMITTED TO REPRODUCE ANY COPYRIGHTED INFORMATION SUBMITTED IN CONJUNCTION WITH THIS APPLICATION, IF SUCH REPRODUCTION IS ASSOCIATED OR IN RESPONSE TO A REQUEST FOR PUBLIC INFORMATION."

GIVEN UNDER MY HAND AND SEAL OF OFFICE ON THIS THE 2nd DAY OF August, 2021.

OWNER'S SIGNATURE [signature]

NOTARY PUBLIC IN AND FOR THE STATE OF TEXAS JHammonds

JENNIFER L. HAMMONDS
Notary Public, State of Texas
ID # 13230083-8
My Comm. Exp. 01-06-2024

MY COMMISSION EXPIRES 1/6/24

ROCKWALL
Economic Development Corporation

August 2, 2021

Mr. Ryan Miller
Planning Director
City of Rockwall
385 S. Goliad
Rockwall, TX 75087

Re: Tree Mitigation Waiver Request

Mr. Miller:

The Rockwall Economic Development Corporation plans to install horizontal infrastructure to develop Phase V of the Rockwall Technology Park. Plans include new roadways, public and franchise utilities, a stormwater system, and regional detention pond to open up the future development of approximately 200 acres of Light Industrial zoned land. The proposed online regional detention pond design utilizes the existing contours and natural creek alignment of the existing floodplain. This design will maintain the natural conveyance of flow, limit the amount of grading required, and preserve as many existing mature trees as possible while contributing to the natural wetland prairie aesthetic. The attached tree conservation plan illustrates the proposed project and the trees that will be impacted or protected.

The grading and paving work associated with the above infrastructure will displace roughly 2,224 caliper inches of existing protected trees, as calculated in accordance with the City of Rockwall's tree preservation ordinance. The Rockwall EDC will plant 80 caliper inches of replacement trees in the new Discovery Blvd median to offset the displaced trees, but the net impact will require mitigation of approximately 2,144 caliper inches. In lieu of additional replacement trees, the REDC would be responsible to contribute approximately $215,000 to the tree preservation fund.

Considering that the Rockwall EDC is publicly funded and will utilize the issuance of public infrastructure bonds to fund the project, we would like to propose an alternative that may have a greater aesthetic impact. Three franchise utility providers – Oncor Electric, Farmers Electric Cooperative, and Suddenlink Communications – have existing overhead lines running adjacent to Springer Rd and Rochell Rd. The infrastructure project includes widening and improving both of those roadways. In lieu of the funds for tree mitigation, the Rockwall EDC proposes paying to underground those franchise utilities at an estimated cost of $570,475. Moving these lines underground before the development of the lots will create a more aesthetically pleasing business park consistent with earlier phases of the development. We believe that this will help further the Rockwall EDC's mission of broadening and diversifying the tax base through new business attraction, land acquisition and development, progressive infrastructure, corporate business expansion, and job creation.

We respectfully request that the Planning & Zoning Commission consider approval of the

attached Tree Conservation Plan and that the Rockwall City Council consider granting a waiver of the contribution to the tree preservation fund.

Sincerely,

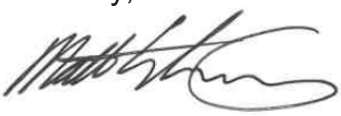

Matt Wavering
Director of Project Development

attachments

N

0 125' 250' 500'
SCALE IN FEET

FREESE AND NICHOLS, INC.
TEXAS REGISTERED ENGINEERING FIRM F-2144

STATE OF TEXAS
ALAN D. HENDRIX
69104
PROFESSIONAL ENGINEER
REGISTERED
7/26/2021

FREESE AND NICHOLS
2711 North Haskell Avenue, Suite 3300
Dallas, Texas 75204
Phone: (214) 217-2200
Fax: (214) 217-2201
Web - www.freese.com

ROCKWALL ECONOMIC DEVELOPMENT CORPORATION
RTP PHASE V INFRASTRUCTURE

OVERALL TREE CONSERVATION MAP

F&N JOB NO.	RKW19711
DATE	JULY 2021
DESIGNED	MW
DRAWN	MW
REVISED	
CHECKED	
FILE NAME	cv-trt-pl-tcmap01.sht

NO.	ISSUES	BY	DATE

VERIFY SCALE
0 1
Bar is one inch on original drawing.
If not one inch on this sheet, adjust scale

SHEET
TC-1

SEQ.
107

MicroStation V8 User: 03752 Office: On Site
Plotter: N:\IF\Drawings\Environmental\cv-trt-pl-tcmap01.sht
Plot Scale: 500.0000 Y / 1 in.
Date: Jul. 23, 2021 - 05:28:19 PM
Model: Default
Project: Freese and Nichols, Inc.-True Type Fonts

Office: On Site Date: Jul. 23, 2021 - 05:28:19 PM User: 03752 File: N:\IF\Drawings\Environmental\cv-trt-pl-tcmap01.sht

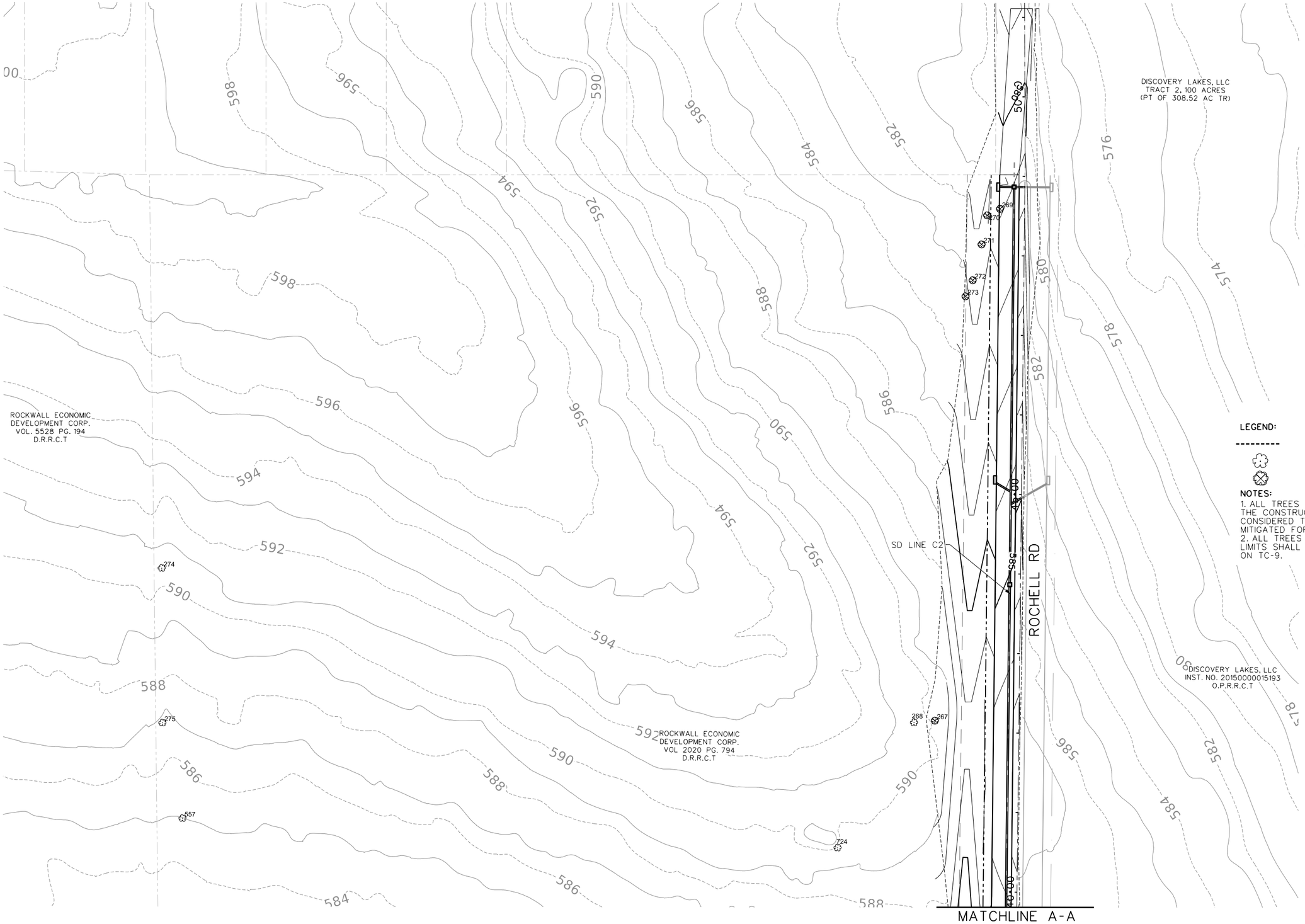

LEGEND:

- CONSTRUCTION LIMITS
- TREE
- TREE REMOVAL

NOTES:

1. ALL TREES THAT FALL WITHIN THE CONSTRUCTION LIMITS ARE CONSIDERED TO BE REMOVED AND MITIGATED FOR.
2. ALL TREES OUTSIDE THE CONSTRUCTION LIMITS SHALL BE PROTECTED PER DETAIL ON TC-9.

FREESE AND NICHOLS, INC.
TEXAS REGISTERED ENGINEERING FIRM F-2144

STATE OF TEXAS
ALAN D. HENDRIX
61798
REGISTERED PROFESSIONAL ENGINEER
7/26/2021

FREESE AND NICHOLS
2711 North Haskell Avenue, Suite 3300
Dallas, Texas 75204
Phone - (214) 217-2200
Fax - (214) 217-2201
Web - www.freese.com

ROCKWALL ECONOMIC DEVELOPMENT CORPORATION

RTP PHASE V INFRASTRUCTURE

CIVIL

TREE CONSERVATION PLAN

NO.	ISSUES	BY	DATE

F&N JOB NO.	RKW19711
DATE	JULY 2021
DESIGNED	MW
DRAWN	MW
REVISED	
CHECKED	ADH
FILE NAME	cv-trt-pl-treecon01.sht

VERIFY SCALE Bar is one inch on original drawing. If not one inch on this sheet, adjust scale

SHEET
TC-2

SEQ.
108

MicroStation V8 User: 03752 Office: On Site
File: N:\jf\Drawings\Environmental\cv-trt-pl-treecon01.sht
Plotter: JJ-Phaser 8560DN PS, 8x11PS-NoMargin-PDF
Plot Scale: 119.9595 ' / In.
Date: Jul. 23, 2021 - 05:35:55 PM
Model: Default
Projects: Freese and Nichols, Inc. - True Type Fonts

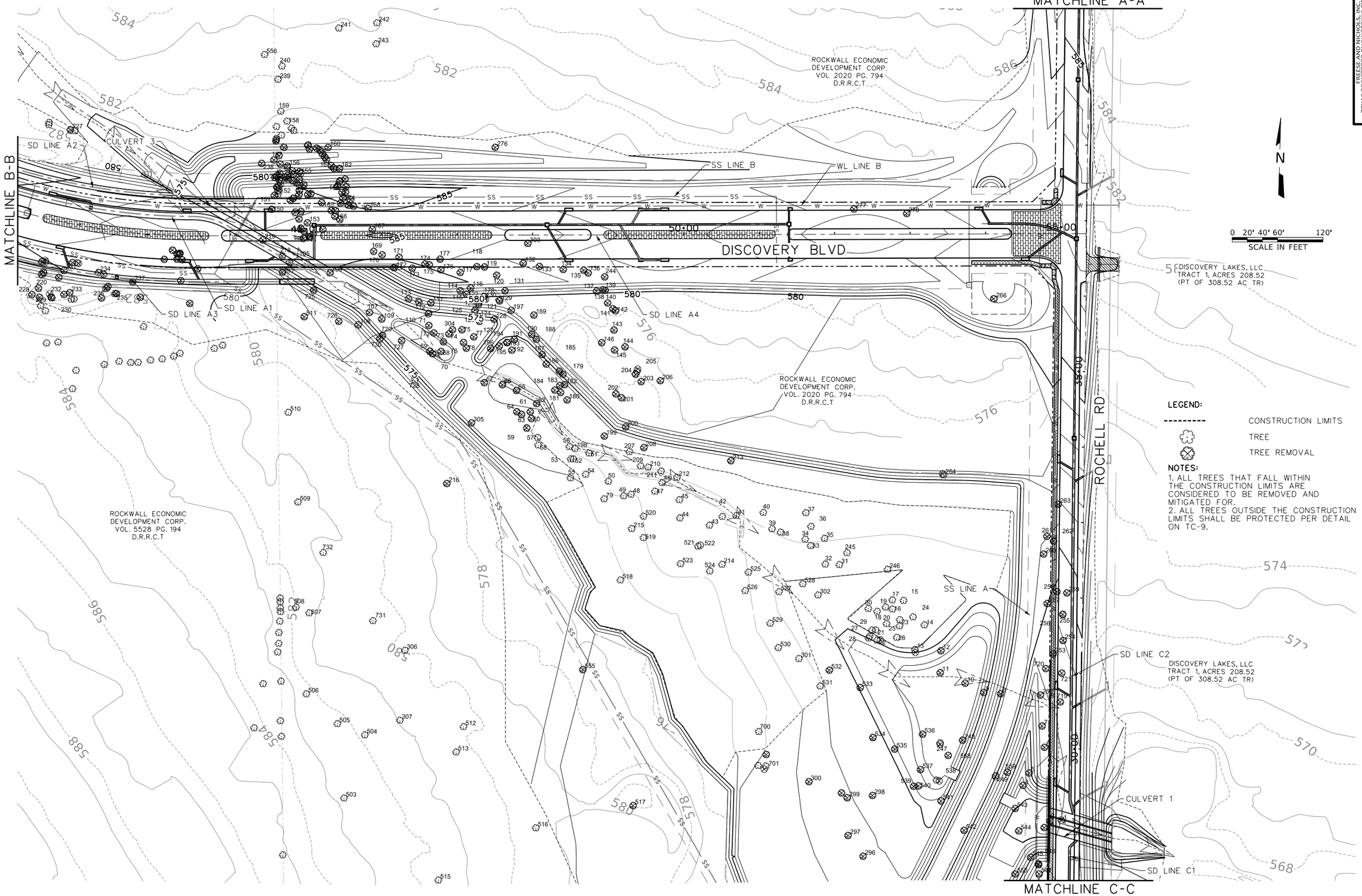

LEGEND:

- CONSTRUCTION LIMITS
- TREE
- TREE REMOVAL

NOTES:

1. ALL TREES THAT FALL WITHIN THE CONSTRUCTION LIMITS ARE CONSIDERED TO BE REMOVED AND MITIGATED FOR.
2. ALL TREES OUTSIDE THE CONSTRUCTION LIMITS SHALL BE PROTECTED PER DETAIL ON TC-9.

FREESE AND NICHOLS, INC.
TEXAS REGISTERED ENGINEERING FIRM F-2144

ALAN D. HENDRIX
66798
REGISTERED PROFESSIONAL ENGINEER
7/26/2021

FREESE AND NICHOLS
2711 North Haskell Avenue, Suite 3300
Dallas, Texas 75204
Phone - (214) 217-2200
Fax - (214) 217-2201
Web - www.freese.com

ROCKWALL ECONOMIC DEVELOPMENT CORPORATION

RTP PHASE V INFRASTRUCTURE

CIVIL

TREE CONSERVATION PLAN

F&N JOB NO.	RKW19711
DATE	JULY 2021
DESIGNED	MW
DRAWN	MW
REVISED	
CHECKED	ADH
FILE NAME	cv-trt-pl-treecono2.sht

NO.	ISSUES	BY	DATE

VERIFY SCALE Bar is one inch on original drawing. If not one inch on this sheet, adjust scale

0 1

SHEET
TC-3

SEQ.
109

MicroStation V8 User: 03752 Office: On Site
File: N:\jif\Drawings\Environmental\cv-trt-pl-treecono2.sht
Plotter: pipPlotdrv_V8.tt(PDF_File(PDF-Mono.pltcfg
Plot Area: Active Viewport Model: Default
Date: Jul. 23, 2021 - 05:34:49 PM Project: - Freese and Nichols, Inc. - True Type Fonts

Office: On Site Date: Jul. 23, 2021 - 05:34:49 PM User: 03752 File: N:\jif\Drawings\Environmental\cv-trt-pl-treecono2.sht

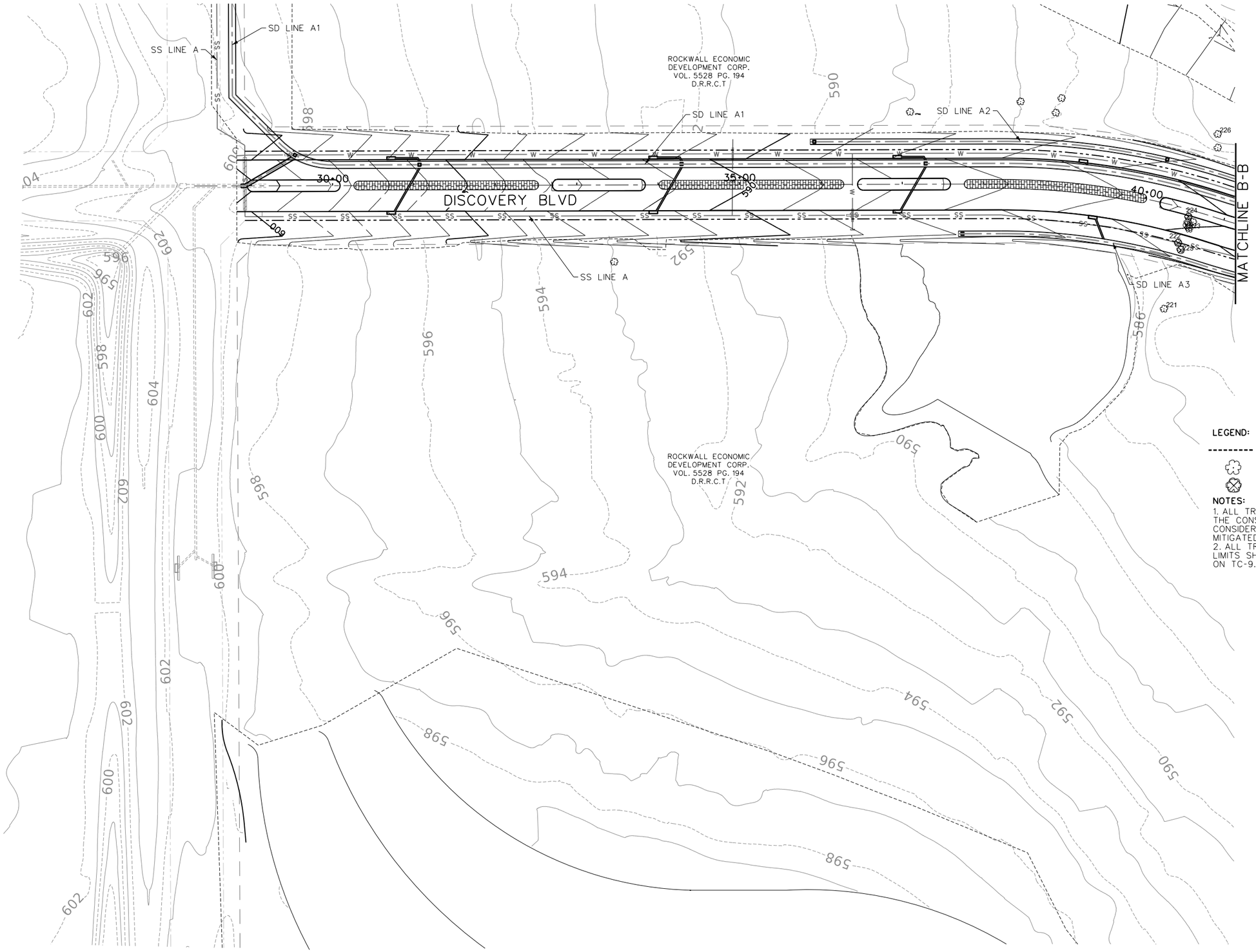

LEGEND:

- CONSTRUCTION LIMITS
- TREE
- TREE REMOVAL

NOTES:

1. ALL TREES THAT FALL WITHIN THE CONSTRUCTION LIMITS ARE CONSIDERED TO BE REMOVED AND MITIGATED FOR.
2. ALL TREES OUTSIDE THE CONSTRUCTION LIMITS SHALL BE PROTECTED PER DETAIL ON TC-9.

FREESE AND NICHOLS, INC.
TEXAS REGISTERED ENGINEERING FIRM F-2144

STATE OF TEXAS
ALAN D. HENDRIX
69104
REGISTERED PROFESSIONAL ENGINEER
7/26/2021

FREESE AND NICHOLS
2711 North Haskell Avenue, Suite 3300
Dallas, Texas 75204
Phone - (214) 217-2200
Fax - (214) 217-2201
Web - www.freese.com

ROCKWALL ECONOMIC DEVELOPMENT CORPORATION

RTP PHASE V INFRASTRUCTURE

CIVIL

TREE CONSERVATION PLAN

NO.	ISSUES	BY	DATE

F&N JOB NO. RKW19711
DATE JULY 2021
DESIGNED MW
DRAWN MW
REVISED
CHECKED ADH
FILE NAME cv-trt-pl-treecon03.sht

VERIFY SCALE Bar is one inch on original drawing. If not one inch on this sheet, adjust scale

SHEET TC-4

SEQ. 110

MicroStation V8 User: 03752 Office: On Site
Plotter: J:\Plotter\Adobe PDF Printer.pltcfg Model: Default
Plot Scale: 120.00 ' / in. Project: Freese and Nichols, Inc.--Trueo Type Fonts
Date: Jul. 23, 2021 - 05:29:08 PM

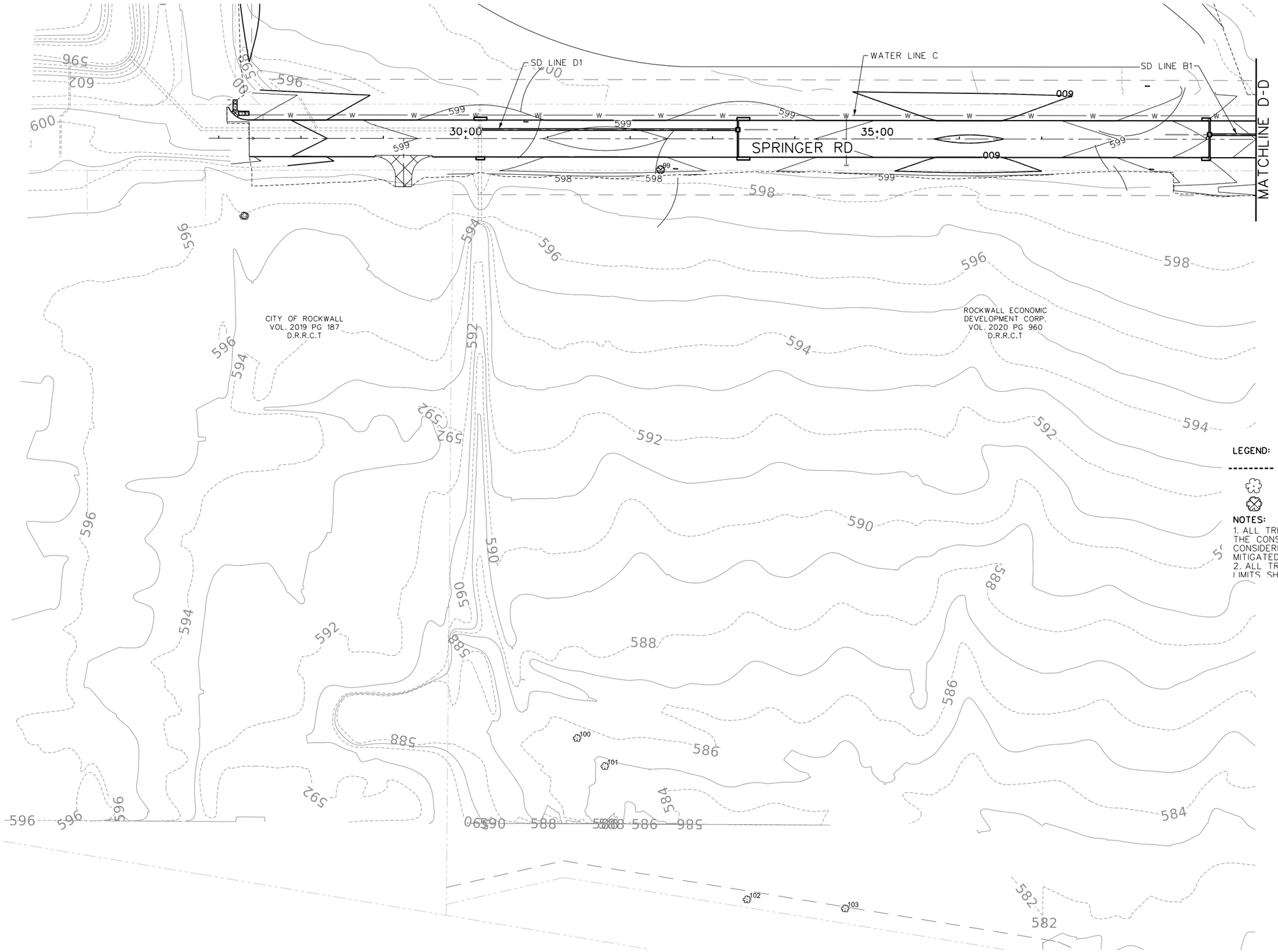

LEGEND:

---------	CONSTRUCTION LIMITS
✿	TREE
⊗	TREE REMOVAL

NOTES:

1. ALL TREES THAT FALL WITHIN THE CONSTRUCTION LIMITS ARE CONSIDERED TO BE REMOVED AND MITIGATED FOR.
2. ALL TREES OUTSIDE THE CONSTRUCTION LIMITS SHALL BE PROTECTED PER DETAIL

FREESE AND NICHOLS, INC.
TEXAS REGISTERED ENGINEERING FIRM F-2144

STATE OF TEXAS
ALAN D. HENDRIX
69194
PROFESSIONAL ENGINEER
7/26/2021

FREESE AND NICHOLS
2711 North Haskell Avenue, Suite 3300
Dallas, Texas 75204
Phone: (214) 217-2200
Fax: (214) 217-2201
Web - www.freese.com

ROCKWALL ECONOMIC DEVELOPMENT CORPORATION

RTP PHASE V INFRASTRUCTURE

CIVIL

TREE CONSERVATION PLAN

NO.	ISSUES	BY	DATE

F&N JOB NO.	RKW19711
DATE	JULY 2021
DESIGNED	MW
DRAWN	MW
REVISED	
CHECKED	ADH
FILE NAME	cv-trt-pl-treecon04.sht

VERIFY SCALE Bar is one inch on original drawing. If not one inch on this sheet, adjust scale

SHEET
TC-5

SEQ.
111

MicroStation V8 User: 03752 Office: On Site
Plotter: jjjPlotter - Xerox 6204 Model: Default
Plot Scale: 120.000 ' / in. Project: Freese and Nichols, Inc. - True Type Fonts
Date: Jul. 23, 2021 - 05:29:21 PM

Office: On Site Date: Jul. 23, 2021 - 05:29:21 PM User: 03752 File: N:\IF\Drawings\Environmental\cv-trt-pl-treecon04.sht

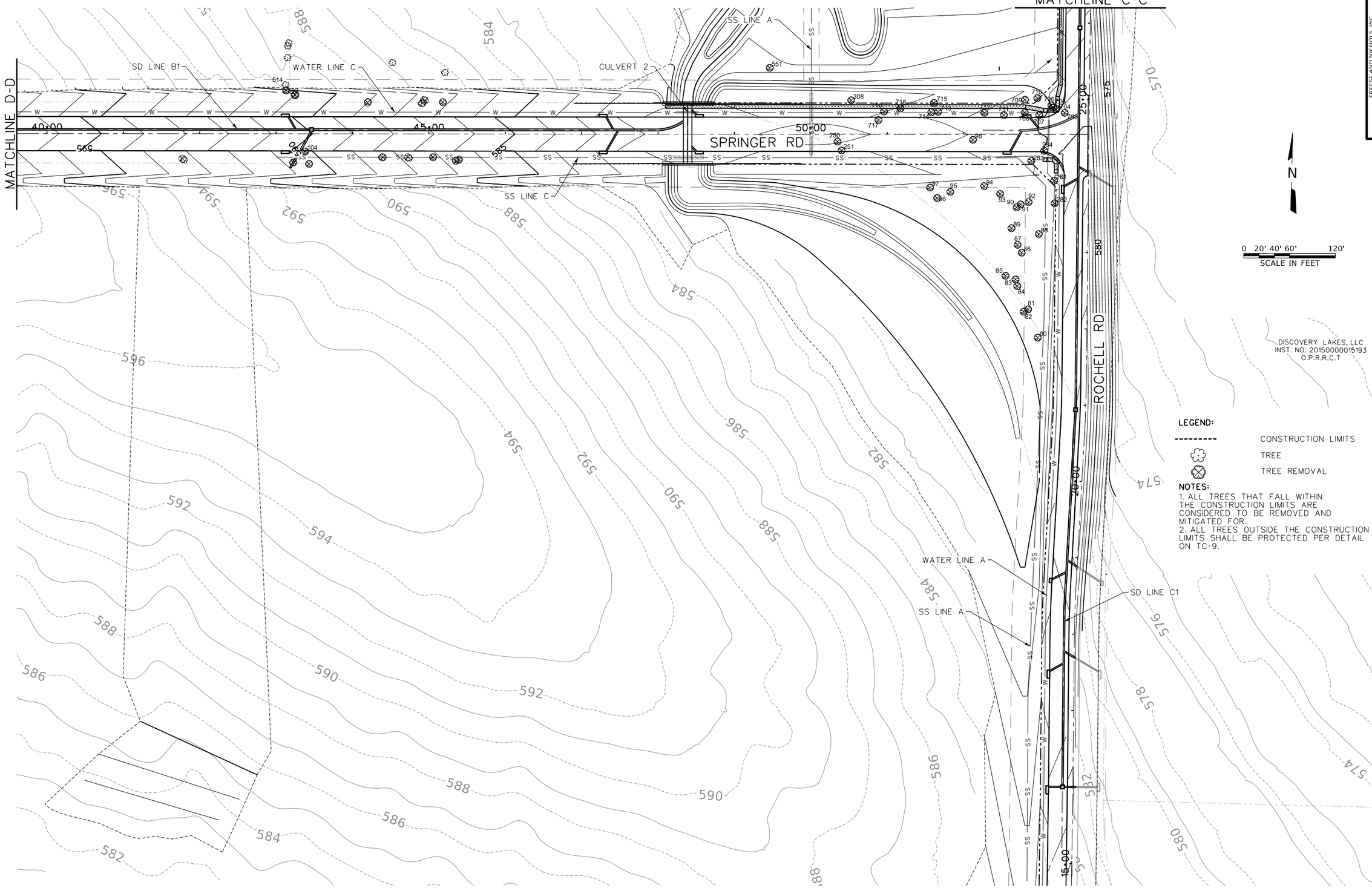

LEGEND:

- CONSTRUCTION LIMITS
- TREE
- TREE REMOVAL

NOTES:

1. ALL TREES THAT FALL WITHIN THE CONSTRUCTION LIMITS ARE CONSIDERED TO BE REMOVED AND MITIGATED FOR.
2. ALL TREES OUTSIDE THE CONSTRUCTION LIMITS SHALL BE PROTECTED PER DETAIL ON TC-9.

FREESE AND NICHOLS, INC.
TEXAS REGISTERED ENGINEERING FIRM F-2144

STATE OF TEXAS
ALAN D. HENDRIX
69484
REGISTERED
PROFESSIONAL ENGINEER
07/26/2021

FREESE AND NICHOLS
2711 North Haskell Avenue, Suite 3300
Dallas, Texas 75204
Phone - (214) 217-2200
Fax - (214) 217-2201
Web - www.freese.com

ROCKWALL ECONOMIC DEVELOPMENT CORPORATION

RTP PHASE V INFRASTRUCTURE

CIVIL

TREE CONSERVATION PLAN

F&N JOB NO.	RKW19711
DATE	JULY 2021
DESIGNED	MW
DRAWN	MW
REVISED	
CHECKED	ADH
FILE NAME	cv-trt-pl-treecon05.sht

NO.	ISSUES	BY	DATE

VERIFY SCALE Bar is one inch on original drawing. If not one inch on this sheet, adjust scale

SHEET
TC-6

SEQ.
112

MicroStation V8 User: 03752 Office: On Site
Plotter: J:\Plotters\Xerox\Phaser_7400DP.Microsoft PS
Plot Scale: 120.0000 ' / in.
Date: Jul. 23, 2021 - 05:29:33 PM
Model: Default
Project: Freese and Nichols, Inc.--True Type Fonts

Tree Number	Species	Diameter at Breast Height (Inches)	Canopy Cover (Feet)	General Condition	Northing	Easting	Remove Y / N	Healthy Removed (Inches)	Mitigation Required (Inches)
1	Black Willow	14.1	16	Healthy	7021392.84	2612999.18	Y	14.1	0.0
2	Cedar Elm	14.5	18	Healthy	7021392.69	2612983.82	Y	14.5	14.5
3	Hackberry	11.4	12	Healthy	7021383.87	2612976.42	Y	11.4	5.7
4	Hackberry	13.6	16	Healthy	7021438.96	2612947.02	Y	13.6	6.8
5	Hackberry	12.3	14	Healthy	7021455.58	2612954.60	Y	12.3	6.2
6	Hackberry	13.4	17	Healthy	7021490.14	2612974.08	Y	13.4	6.7
7	Cedar Elm	5.9	8	Healthy	7021518.24	2612970.22	Y	5.9	5.9
8	Hackberry	15.3	18	Healthy	7021559.52	2612914.12	Y	15.3	7.7
9	Hackberry	15.9	18	Healthy	7021560.62	2612891.78	Y	15.9	8.0
10	Hackberry	15.5	18	Healthy	7021572.35	2612866.93	Y	15.5	7.8
11	Cedar Elm	4.8	7	Healthy	7021585.37	2612833.55	Y	4.8	4.8
12	Cedar Elm	8.3	12	Healthy	7021614.42	2612833.73	Y	8.3	8.3
13	Cedar Elm	18.2	20	Healthy	7021615.19	2612799.27	Y	18.2	18.2
14	American Elm	23.7	21	Healthy	7021647.97	2612810.95	N	0.0	0.0
15	Cedar Elm	9.9	12	Healthy	7021679.60	2612782.44	N	0.0	0.0
16	Cedar Elm	19.3	24	Healthy	7021667.94	2612768.03	N	0.0	0.0
17	American Elm	6.5	12	Healthy	7021680.00	2612767.70	N	0.0	0.0
18	Cedar Elm	4.3	9	Healthy	7021664.37	2612747.92	N	0.0	0.0
19	Hackberry	11.0	15	Healthy	7021670.25	2612758.88	N	0.0	0.0
20	Cedar Elm	8.9	14	Healthy	7021648.39	2612760.76	N	0.0	0.0
21	Cedar Elm	21.7	24	Healthy	7021639.62	2612746.75	N	0.0	0.0
22	Cedar Elm	12.2	15	Healthy	7021626.11	2612748.75	Y	12.2	12.2
23	Cedar Elm	5.0	9	Healthy	7021654.03	2612778.17	N	0.0	0.0
24	Cedar Elm	6.6	12	Healthy	7021658.19	2612795.61	N	0.0	0.0
25	Cedar Elm	5.8	9	Healthy	7021645.83	2612778.03	N	0.0	0.0
26	Cedar Elm	5.4	9	Healthy	7021630.58	2612774.74	N	0.0	0.0
27	Cedar Elm	4.0	7	Healthy	7021631.17	2612738.86	Y	4.0	4.0
28	Cedar Elm	6.2	11	Healthy	7021628.70	2612737.49	Y	6.2	6.2
29	Hackberry	11.8	17	Healthy	7021639.45	2612741.86	N	0.0	0.0
30	Cedar Elm	4.6	9	Healthy	7021667.78	2612736.16	N	0.0	0.0
31	Hackberry	12.2	16	Healthy	7021724.84	2612696.35	N	0.0	0.0
32	Hackberry	11.4	16	Healthy	7021725.11	2612677.74	N	0.0	0.0
33	Cedar Elm	9.6	15	Healthy	7021749.13	2612657.65	N	0.0	0.0
34	Hackberry	12.8	18	Healthy	7021757.48	2612650.29	N	0.0	0.0
35	Cedar Elm	7.5	14	Healthy	7021759.21	2612675.81	N	0.0	0.0
36	Cedar Elm	6.2	10	Healthy	7021774.62	2612657.47	N	0.0	0.0
37	Cedar Elm	5.1	12	Healthy	7021792.46	2612650.20	N	0.0	0.0
38	Hackberry	23.1	17	Healthy	7021765.96	2612617.43	N	0.0	0.0
39	Hackberry	11.2	14	Healthy	7021770.12	2612606.04	N	0.0	0.0
40	Cedar Elm	4.9	7	Healthy	7021791.46	2612593.88	N	0.0	0.0
41	Cedar Elm	4.2	6	Healthy	7021786.37	2612558.06	N	0.0	0.0
42	Hackberry	12.1	18	Healthy	7021784.77	2612539.75	N	0.0	0.0
43	Cedar Elm	18.1	18	Healthy	7021772.73	2612523.05	N	0.0	0.0
44	Cedar Elm	8.0	13	Healthy	7021781.35	2612483.73	N	0.0	0.0
45	Hackberry	12.5	15	Healthy	7021805.45	2612482.39	N	0.0	0.0
46	Cedar Elm	4.3	8	Healthy	7021827.52	2612459.05	N	0.0	0.0
47	Cedar Elm	5.0	8	Healthy	7021815.89	2612449.65	N	0.0	0.0
48	Hackberry	15.5	17	Healthy	7021811.01	2612418.16	N	0.0	0.0
49	Hackberry	13.4	18	Healthy	7021808.75	2612408.44	N	0.0	0.0
50	Cedar Elm	27.1	25	Healthy	7021827.42	2612387.69	N	0.0	0.0
51	Cedar Elm	6.3	8	Healthy	7021864.15	2612361.19	N	0.0	0.0
52	American Elm	10.3	15	Healthy	7021855.94	2612340.45	N	0.0	0.0
53	Cedar Elm	4.5	8	Damaged	7021855.76	2612337.10	Y	0.0	0.0
54	Cedar Elm	6.6	9	Healthy	7021835.98	2612357.37	N	0.0	0.0
55	Eastern Red Cedar	14.0	12	Healthy	7021830.71	2612337.44	Y	14.0	7.0
56	Cedar Elm	9.2	14	Healthy	7021872.15	2612334.85	N	0.0	0.0
57	Common Persimmon	8.8	11	Healthy	7021882.94	2612292.54	Y	8.8	8.8
58	Eastern Red Cedar	11.0	10	Healthy	7021873.07	2612293.45	Y	11.0	5.5
59	Cedar Elm	6.0	8	Healthy	7021894.96	2612277.90	Y	6.0	6.0
60	Cedar Elm	5.7	8	Healthy	7021908.05	2612283.66	Y	5.7	5.7
61	Hackberry	11.7	17	Healthy	7021916.98	2612281.95	Y	11.7	5.9
62	Cedar Elm	6.8	8	Healthy	7021927.90	2612289.94	Y	6.8	6.8
63	Cedar Elm	4.8	8	Healthy	7021913.18	2612270.42	Y	4.8	4.8
64	Cedar Elm	4.2	7	Healthy	7021916.59	2612264.15	Y	4.2	4.2
65	Cedar Elm	4.2	7	Healthy	7021944.72	2612262.93	Y	4.2	4.2
66	Cedar Elm	5.5	8	Healthy	7021952.01	2612244.04	Y	5.5	5.5
67	Cedar Elm	23.7	18	Healthy	7021954.01	2612220.12	Y	23.7	23.7
68	Cedar Elm	10.0	14	Healthy	7021993.89	2612161.77	Y	10.0	10.0
69	Cedar Elm	8.0	11	Healthy	7021993.93	2612147.12	Y	8.0	8.0
70	Cedar Elm	4.5	7	Healthy	7021990.37	2612151.16	Y	4.5	4.5
71	Cedar Elm	15.5	18	Healthy	7022027.88	2612144.71	Y	15.5	15.5
72	Cedar Elm	10.5	13	Healthy	7022018.08	2612151.61	Y	10.5	10.5
73	Cedar Elm	7.0	10	Healthy	7022006.62	2612164.52	Y	7.0	7.0
74	Cedar Elm	14.5	17	Healthy	7022017.26	2612171.54	Y	14.5	14.5
75	Cedar Elm	7.3	9	Healthy	7022023.23	2612188.68	Y	7.3	7.3

Tree Number	Species	Diameter at Breast Height (Inches)	Canopy Cover (Feet)	General Condition	Northing	Easting	Remove Y / N	Healthy Removed (Inches)	Mitigation Required (Inches)
76	Cedar Elm	16.1	18	Healthy	7022006.51	2612191.18	N	0.0	0.0
77	Cedar Elm	9.1	12	Healthy	7022014.28	2612204.59	Y	9.1	9.1
78	Cedar Elm	13.0	18	Healthy	7021999.00	2612195.15	Y	13.0	13.0
79	Bois d'Arc	13.9	10	Healthy	7021804.06	2612382.72	N	0.0	0.0
80	Hackberry	24.3	18	Healthy	7020676.07	2612969.78	Y	24.3	12.2
81	Cedar Elm	6.0	9	Damaged	7020712.75	2612956.25	Y	0.0	0.0
82	Hackberry	26.9	16	Healthy	7020709.47	2612950.39	Y	26.9	53.8
83	Cedar Elm	6.8	9	Healthy	7020751.40	2612938.72	Y	6.8	6.8
84	Cedar Elm	4.8	8	Healthy	7020742.75	2612941.23	Y	4.8	4.8
85	Hackberry	16.0	18	Healthy	7020755.86	2612925.40	Y	16.0	8.0
86	Hackberry	21.4	25	Healthy	7020786.62	2612945.92	Y	21.4	10.7
87	Hackberry	12.2	16	Healthy	7020796.79	2612940.32	Y	12.2	6.1
88	Hackberry	26.0	28	Healthy	7020811.55	2612967.64	Y	26.0	52.0
89	Hackberry	14.0	11	Healthy	7020818.35	2612931.72	Y	14.0	7.0
90	Hackberry	16.2	18	Healthy	7020845.84	2612937.80	Y	16.2	8.1
91	Hackberry	12.1	14	Healthy	7020849.83	2612942.89	Y	12.1	6.1
92	Hackberry	24.5	25	Healthy	7020853.05	2612953.31	Y	24.5	12.3
93	Hackberry	16.3	19	Healthy	7020862.79	2612915.82	Y	16.3	8.2
94	Cedar Elm	7.6	108	Healthy	7020872.46	2612894.62	Y	7.6	7.6
95	Cedar Elm	13.2	15	Healthy	7020863.74	2612850.49	Y	13.2	13.2
96	Eastern Red Cedar	11.6	12	Healthy	7020855.30	2612833.54	Y	11.6	5.8
97	Hackberry	11.6	14	Healthy	7020868.81	2612823.79	Y	11.6	5.8
98	Hackberry	33.2	19	Healthy	7020932.65	2612878.42	Y	33.2	66.4
99	Hackberry	13.0	17	Healthy	7020853.44	2610904.47	Y	13.0	6.5
100	Cottonwood	11.1	14	Healthy	7020160.31	2610820.75	N	0.0	0.0
101	Green Ash	5.0	7	Healthy	7020127.07	2610855.31	N	0.0	0.0
102	Black Willow	28.6	15	Healthy	7019969.62	2611032.16	N	0.0	0.0
103	American Elm	10.2	14	Healthy	7019961.69	2611151.66	N	0.0	0.0
104	Eastern Red Cedar	14.3	22	Healthy	7020895.09	2612004.53	Y	14.3	7.2
105	Hackberry	11.0	14	Healthy	7022106.77	2611958.31	Y	11.0	5.5
106	Hackberry	11.2	15	Healthy	7022093.84	2612011.85	Y	11.2	5.6
107	Hackberry	22.0	25	Healthy	7022043.04	2612065.73	Y	22.0	11.0
108	Hackberry	15.4	19	Healthy	7022026.24	2612051.19	Y	15.4	7.7
109	Hercules-club	6.0	8	Healthy	7022034.69	2612082.18	Y	6.0	6.0
110	Hackberry	12.4	15	Healthy	7022043.93	2612143.94	Y	12.4	6.2
111	Cedar Elm	4.1	7	Healthy	7022057.62	2612146.66	Y	4.1	4.1
112	Cedar Elm	6.9	9	Healthy	7022059.61	2612130.06	Y	6.9	6.9
113	Cedar Elm	12.5	15	Healthy	7022062.35	2612117.06	Y	12.5	12.5
114	Hackberry	12.0	15	Healthy	7022074.95	2612185.09	Y	12.0	6.0
115	Cedar Elm	12.3	15	Healthy	7022070.40	2612193.62	Y	12.3	12.3
116	Hackberry	14.8	16	Healthy	7022079.45	2612198.52	Y	14.8	7.4
117	Cedar Elm	4.6	7	Healthy	7022099.07	2612184.53	Y	4.6	4.6
118	Cedar Elm	4.6	8	Healthy	7022107.32	2612206.24	Y	4.6	4.6
119	Hackberry	14.3	19	Healthy	7022107.19	2612216.38	Y	14.3	7.2
120	Cedar Elm	5.4	7	Healthy	7022096.68	2612232.84	Y	5.4	5.4
121	Cedar Elm	12.0	17	Healthy	7022065.01	2612217.35	Y	12.0	12.0
122	Cedar Elm	5.9	9	Healthy	7022064.19	2612212.75	Y	5.9	5.9
123	Cedar Elm	4.6	7	Damaged	7022059.57	2612210.04	Y	0.0	0.0
124	Cedar Elm	12.3	15	Healthy	7022056.64	2612209.82	Y	12.3	12.3
125	Cedar Elm	7.3	10	Healthy	7022049.05	2612204.85	Y	7.3	7.3
126	Cedar Elm	9.9	14	Healthy	7022041.26	2612210.06	Y	9.9	9.9
127	Cedar Elm	4.2	8	Healthy	7022034.96	2612211.75	Y	4.2	4.2
128	Cedar Elm	6.0	11	Healthy	7022038.30	2612231.01	Y	6.0	6.0
129	Cedar Elm	5.6	9	Healthy	7022062.72	2612237.62	Y	5.6	5.6
130	Cedar Elm	6.9	10	Healthy	7022064.16	2612236.81	Y	6.9	6.9
131	Hackberry	13.5	16	Healthy	7022076.23	2612244.42	Y	13.5	6.8
132	Hackberry	11.2	15	Healthy	7022113.69	2612267.42	Y	11.2	5.6
133	Cedar Elm	6.7	9	Healthy	7022109.71	2612289.04	Y	6.7	6.7
134	Cedar Elm	14.1	19	Healthy	7022106.57	2612320.78	Y	14.1	14.1
135	Cedar Elm	4.3	8	Healthy	7022106.27	2612347.89	Y	4.3	4.3
136	Cedar Elm	6.5	9	Healthy	7022102.67	2612353.91	Y	6.5	6.5
137	Cedar Elm	13.6	16	Healthy	7022079.03	2612365.58	Y	13.6	13.6
138	Cedar Elm	6.4	9	Healthy	7022080.95	2612374.11	Y	6.4	6.4
139	Cedar Elm	5.1	9	Healthy	7022080.26	2612377.01	Y	5.1	5.1
140	Cedar Elm	5.0	9	Healthy	7022063.73	2612380.68	Y	5.0	5.0
141	Cedar Elm	5.2	9	Healthy	7022056.05	2612387.87	Y	5.2	5.2
142	Cedar Elm	4.0	7	Healthy	7022054.12	2612391.16	Y	4.0	4.0
143	Cedar Elm	8.6	11	Damaged	7022028.06	2612390.04	Y	0.0	0.0
144	Cedar Elm	8.2	12	Healthy	7022006.17	2612405.16	Y	8.2	8.2
145	Cedar Elm	11.0	17	Healthy	7022001.66	2612391.46	Y	11.0	11.0
146	Cedar Elm	11.1	18	Healthy	7022010.85	2612374.21	Y	11.1	11.1
148	Hackberry	16.5	12	Healthy	7022139.44	2611976.76	Y	16.5	8.3
149	Hackberry	13.7	12	Damaged	7022148.17	2611976.43	Y	0.0	0.0
150	Hackberry	14.4	16	Healthy	7022176.14	2611932.37	Y	14.4	7.2

FREESE AND NICHOLS, INC.
TEXAS REGISTERED ENGINEERING FIRM F-2144

STATE OF TEXAS
ALAN D. HENDRIX
69794
REGISTERED PROFESSIONAL ENGINEER
7/26/2021

FREESE AND NICHOLS
2711 North Haskell Avenue, Suite 3300
Dallas, Texas 75204
Phone - (214) 217-2200
Fax - (214) 217-2201
Web - www.freese.com

ROCKWALL ECONOMIC DEVELOPMENT CORPORATION

RTP PHASE V INFRASTRUCTURE

CIVIL

TREE CONSERVATION PLAN TABLES

NO.	ISSUES	BY	DATE

F&N JOB NO.	RKW19711
DATE	JULY 2021
DESIGNED	MW
DRAWN	MW
REVISED	
CHECKED	ADH
FILE NAME	cv-trt-pl-treecontables.sht

VERIFY SCALE 0 1" Bar is one inch on original drawing. If not one inch on this sheet, adjust scale

SHEET TC-7

SEQ. 113

Tree Number	Species	Diameter at Breast Height (Inches)	Canopy Cover (Feet)	General Condition	Northing	Easting	Remove Y / N	Healthy Removed (Inches)	Mitigation Required (Inches)
151	Hackberry	13.0	10	Healthy	7022194.75	2611935.78	Y	13.0	6.5
152	Hackberry	11.5	15	Healthy	7022196.74	2611940.84	Y	11.5	5.8
153	Hackberry	18.0	15	Healthy	7022159.68	2611980.46	Y	18.0	9.0
154	Hackberry	11.5	8	Damaged	7022221.65	2611952.82	Y	0.0	0.0
155	Hackberry	18.0	16	Healthy	7022227.03	2611968.03	Y	18.0	9.0
156	Hackberry	12.5	14	Damaged	7022234.19	2611951.98	Y	0.0	0.0
157	Hackberry	19.0	16	Healthy	7022241.70	2611933.95	Y	19.0	9.5
158	Hackberry	14.5	15	Healthy	7022293.43	2611950.01	N	0.0	0.0
159	Eastern Red Cedar	11.5	18	Healthy	7022306.25	2611941.45	N	0.0	0.0
160	Eastern Red Cedar	12.0	18	Healthy	7022260.12	2612005.28	Y	12.0	6.0
161	Hercules-club	6.3	7	Healthy	7022232.80	2612013.75	Y	6.3	6.3
162	Hercules-club	6.8	10	Healthy	7022232.68	2612021.08	Y	6.8	6.8
163	Hercules-club	5.5	8	Healthy	7022200.77	2612025.22	Y	5.5	5.5
164	American Elm	12.2	20	Healthy	7022193.54	2612026.61	Y	12.2	12.2
165	American Elm	14.4	20	Healthy	7022176.48	2612012.15	Y	14.4	14.4
166	American Elm	15.0	25	Healthy	7022169.28	2612016.59	Y	15.0	15.0
167	Eastern Red Cedar	11.0	18	Healthy	7022153.27	2612066.63	Y	11.0	5.5
168	Eastern Red Cedar	12.8	18	Healthy	7022180.81	2612060.22	Y	12.8	6.4
169	American Elm	12.5	15	Healthy	7022124.05	2612069.12	Y	12.5	12.5
170	Eastern Red Cedar	13.2	20	Healthy	7022119.80	2612080.50	Y	13.2	6.6
171	American Elm	5.5	9	Healthy	7022117.34	2612103.02	Y	5.5	5.5
172	Bois d'Arc	12.1	20	Healthy	7022102.70	2612096.85	Y	12.1	0.0
173	American Elm	7.0	12	Healthy	7022103.01	2612120.85	Y	7.0	7.0
174	American Elm	6.4	9	Healthy	7022109.04	2612137.61	Y	6.4	6.4
175	American Elm	5.0	8	Healthy	7022108.14	2612143.36	Y	5.0	5.0
176	American Elm	4.1	7	Healthy	7022102.01	2612158.84	Y	4.1	4.1
177	American Elm	4.6	6	Healthy	7022116.00	2612157.42	Y	4.6	4.6
178	Cedar Elm	5.2	8	Healthy	7022068.27	2612216.70	Y	5.2	5.2
179	Cedar Elm	9.5	16	Healthy	7021967.72	2612323.84	Y	9.5	9.5
180	Hackberry	11.8	18	Healthy	7021933.89	2612330.32	Y	11.8	5.9
181	American Elm	4.1	6	Healthy	7021943.50	2612321.45	Y	4.1	4.1
182	American Elm	4.3	7	Healthy	7021954.01	2612326.43	Y	4.3	4.3
183	American Elm	7.5	10	Healthy	7021952.93	2612320.16	Y	7.5	7.5
184	American Elm	4.4	6	Healthy	7021946.50	2612313.76	Y	4.4	4.4
185	American Elm	4.8	8	Healthy	7021971.83	2612319.00	Y	4.8	4.8
186	American Elm	6.8	12	Healthy	7021980.61	2612301.43	Y	6.8	6.8
187	American Elm	9.5	10	Healthy	7021993.23	2612295.75	Y	9.5	9.5
188	Hackberry	13.0	16	Damaged	7022013.10	2612287.53	Y	0.0	0.0
189	American Elm	10.7	16	Healthy	7022045.13	2612283.43	Y	10.7	10.7
190	Hackberry	11.0	10	Damaged	7022019.50	2612281.14	Y	0.0	0.0
191	American Elm	5.7	8	Healthy	7022012.12	2612258.25	Y	5.7	5.7
192	American Elm	6.5	8	Healthy	7021997.92	2612255.32	Y	6.5	6.5
193	American Elm	7.0	10	Healthy	7022007.66	2612249.00	Y	7.0	7.0
194	American Elm	6.7	10	Healthy	7022008.02	2612248.33	Y	6.7	6.7
195	Cedar Elm	5.1	5	Healthy	7022002.87	2612238.70	Y	5.1	5.1
196	Cedar Elm	8.5	10	Healthy	7021999.46	2612227.36	Y	8.5	8.5
197	Hackberry	11.5	14	Healthy	7022050.73	2612253.30	Y	11.5	5.8
198	Cottonwood	21.4	16	Healthy	7021869.88	2612342.35	N	0.0	0.0
199	Hackberry	14.4	9	Damaged	7021887.31	2612380.83	N	0.0	0.0
200	Cedar Elm	12.2	16	Healthy	7021900.07	2612408.68	Y	12.2	12.2
201	American Elm	15.3	24	Healthy	7021938.60	2612402.14	Y	15.3	15.3
202	Cedar Elm	7.0	9	Healthy	7021943.51	2612394.64	Y	7.0	7.0
203	American Elm	4.8	7	Healthy	7021960.59	2612427.77	Y	4.8	4.8
204	Cedar Elm	6.3	10	Healthy	7021970.56	2612419.69	Y	6.3	6.3
205	Cedar Elm	5.2	9	Healthy	7021974.10	2612422.12	Y	5.2	5.2
206	Eastern Red Cedar	12.8	16	Healthy	7021962.54	2612453.10	Y	12.8	6.4
207	Green Ash	5.4	10	Healthy	7021867.38	2612414.54	N	0.0	0.0
208	Eastern Red Cedar	15.8	18	Healthy	7021873.33	2612433.56	Y	15.8	7.9
209	Cedar Elm	13.5	20	Healthy	7021848.84	2612429.84	N	0.0	0.0
210	Cedar Elm	5.2	7	Healthy	7021847.54	2612439.76	N	0.0	0.0
211	Cedar Elm	4.3	6	Healthy	7021842.81	2612457.22	N	0.0	0.0
212	American Elm	15.3	10	Healthy	7021835.19	2612478.45	N	0.0	0.0
213	Eastern Red Cedar	11.3	15	Healthy	7021858.88	2612549.18	Y	11.3	5.7
214	Hackberry	11.5	16	Healthy	7021721.40	2612540.97	N	0.0	0.0
215	Hackberry	13.0	20	Healthy	7021765.59	2612420.15	N	0.0	0.0
216	Eastern Red Cedar	11.0	16	Healthy	7021819.13	2612173.92	Y	11.0	5.5
217	Hackberry	11.0	16	Healthy	7022093.47	2611949.11	Y	11.0	5.5
218	Hackberry	16.0	16	Healthy	7022114.79	2611948.38	Y	16.0	8.0
219	Bois d'Arc	14.5	22	Healthy	7022135.39	2611922.11	Y	14.5	0.0
220	Hackberry	14.0	18	Healthy	7022063.99	2611626.71	Y	14.0	7.0
221	Honey-locust	11.1	14	Healthy	7022058.93	2611511.27	N	0.0	0.0
222	Hackberry	21.5	18	Damaged	7022140.51	2611526.54	Y	0.0	0.0
223	Hackberry	29.5	30	Damaged	7022166.26	2611537.71	Y	0.0	0.0
224	Hackberry	27.2	30	Damaged	7022172.85	2611538.41	Y	0.0	0.0
225	Hackberry	24.1	20	Healthy	7022132.68	2611529.74	Y	24.1	12.1

Tree Number	Species	Diameter at Breast Height (Inches)	Canopy Cover (Feet)	General Condition	Northing	Easting	Remove Y / N	Healthy Removed (Inches)	Mitigation Required (Inches)
226	Hackberry	22.9	18	Damaged	7022275.28	2611571.80	N	0.0	0.0
227	Black Willow	24.6	18	Healthy	7022274.74	2611663.53	Y	24.6	0.0
228	Hackberry	23.8	18	Healthy	7022055.38	2611618.22	Y	23.8	23.8
229	Hackberry	18.0	25	Healthy	7022040.77	2611630.17	Y	18.0	18.0
230	Hackberry	11.3	14	Healthy	7022051.37	2611644.97	Y	11.3	11.3
231	Bois d'Arc	46.7	30	Healthy	7022088.24	2611659.82	Y	46.7	0.0
232	Hackberry	17.2	20	Healthy	7022056.52	2611660.65	Y	17.2	8.6
233	Hackberry	20.3	22	Healthy	7022059.01	2611668.07	Y	20.3	10.1
234	Black Willow	22.2	18	Healthy	7022086.83	2611705.19	Y	22.2	0.0
235	Bois d'Arc	13.3	14	Healthy	7022068.38	2611718.30	Y	13.3	0.0
236	Hackberry	20.3	18	Healthy	7022066.38	2611717.14	Y	20.3	10.2
237	Hercules-club	5.2	9	Healthy	7022075.60	2611751.18	Y	5.2	5.2
238	Hackberry	15.9	20	Healthy	7022236.78	2611917.92	Y	15.9	8.0
239	Eastern Red Cedar	11.5	15	Healthy	7022348.52	2611936.77	N	0.0	0.0
240	Eastern Red Cedar	11.9	18	Healthy	7022366.17	2611941.50	N	0.0	0.0
241	Eastern Red Cedar	11.2	16	Healthy	7022418.41	2612015.45	N	0.0	0.0
242	Eastern Red Cedar	11.4	12	Healthy	7022426.69	2612065.73	N	0.0	0.0
243	Eastern Red Cedar	11.1	15	Healthy	7022398.83	2612065.55	N	0.0	0.0
244	Eastern Red Cedar	11.7	16	Healthy	7022098.10	2612375.85	Y	11.7	5.9
245	Hercules-club	4.8	9	Healthy	7021740.99	2612706.10	N	0.0	0.0
246	Hackberry	12.8	10	Damaged	7021720.38	2612760.31	N	0.0	0.0
247	Hackberry	11.8	12	Damaged	7021492.34	2612835.75	Y	0.0	0.0
248	Hackberry	15.1	16	Healthy	7021496.79	2612865.46	Y	15.1	7.6
249	Cedar Elm	19.3	22	Healthy	7021450.87	2612910.42	Y	19.3	19.3
250	American Elm	12.5	10	Healthy	7020925.69	2612701.19	Y	12.5	12.5
251	American Elm	4.4	9	Healthy	7020914.40	2612706.82	Y	4.4	4.4
252	Eastern Red Cedar	11.1	12	Healthy	7021559.14	2612967.00	Y	11.1	5.6
253	Eastern Red Cedar	12.4	15	Healthy	7021614.01	2612982.33	Y	12.4	6.2
254	American Elm	4.4	8	Healthy	7021632.18	2612995.01	Y	4.4	4.4
255	American Elm	5.5	9	Healthy	7021666.50	2612993.92	Y	5.5	5.5
256	Gum Bumelia	5.0	8	Healthy	7021666.74	2612993.71	Y	5.0	5.0
257	Eastern Red Cedar	11.8	13	Healthy	7021680.60	2612972.84	Y	11.8	5.9
258	Eastern Red Cedar	11.5	12	Healthy	7021696.54	2612985.27	Y	11.5	5.8
259	Gum Bumelia	4.9	5	Damaged	7021695.30	2612998.52	Y	0.0	0.0
260	Eastern Red Cedar	11.2	12	Healthy	7021745.96	2612966.39	Y	11.2	5.6
261	Eastern Red Cedar	13.9	18	Healthy	7021769.54	2612970.15	Y	13.9	7.0
262	Eastern Red Cedar	11.4	15	Healthy	7021763.31	2612979.19	Y	11.4	5.7
263	Eastern Red Cedar	11.2	18	Healthy	7021812.51	2612983.92	Y	11.2	5.6
264	Eastern Red Cedar	11.4	14	Healthy	7021847.04	2612831.33	Y	11.4	5.7
265	Eastern Red Cedar	12.2	16	Healthy	7022049.98	2612896.74	Y	12.2	6.1
266	Eastern Red Cedar	11.1	10	Healthy	7022082.16	2612892.38	Y	11.1	5.6
267	Hercules-club	6.2	10	Healthy	7022701.85	2612899.18	Y	6.2	6.2
268	Hercules-club	4.1	9	Healthy	7022698.82	2612873.07	N	0.0	0.0
269	Bois d'Arc	12.9	16	Healthy	7023347.22	2612964.60	Y	12.9	0.0
270	Hackberry	12.5	14	Healthy	7023338.58	2612948.72	Y	12.5	6.3
271	Hackberry	11.4	12	Healthy	7023301.96	2612942.63	Y	11.4	5.7
272	American Elm	5.9	6	Healthy	7023256.60	2612932.62	Y	5.9	5.9
273	Cedar Elm	4.7	8	Healthy	7023236.24	2612924.17	Y	4.7	4.7
274	Eastern Red Cedar	16.1	18	Healthy	7022868.71	2611922.43	N	0.0	0.0
275	Eastern Red Cedar	12.6	18	Healthy	7022674.33	2611928.29	N	0.0	0.0
276	Eastern Red Cedar	11.0	10	Healthy	7022265.96	2612226.57	Y	11.0	5.5
277	Eastern Red Cedar	12.3	18	Healthy	7022196.44	2612703.51	Y	12.3	6.2
278	Eastern Red Cedar	14.3	16	Healthy	7022192.29	2612773.61	Y	14.3	7.2
279	Cottonwood	12.2	10	Damaged	7021903.22	2613005.18	Y	0.0	0.0
280	Gum Bumelia	4.7	7	Healthy	7023373.32	2610327.28	Y	4.7	4.7
281	American Elm	6.0	7	Healthy	7020881.96	2612985.99	Y	6.0	6.0
282	American Elm	11.3	12	Healthy	7020852.27	2612987.30	Y	11.3	11.3
283	Hercules-club	9.4	10	Damaged	7020907.21	2612955.47	Y	0.0	0.0
284	Hercules-club	16.3	14	Healthy	7020920.66	2612971.95	Y	16.3	16.3
285	Hackberry	14.3	8	Damaged	7021281.83	2612987.05	Y	0.0	0.0
286	Hackberry	11.1	10	Healthy	7021276.50	2612962.99	Y	11.1	5.6
287	Hercules-club	6.3	8	Healthy	7021270.64	2612960.46	Y	6.3	6.3
288	Hackberry	15.0	12	Healthy	7021262.12	2612957.15	Y	15.0	7.5
289	Eastern Red Cedar	12.1	15	Healthy	7021252.26	2612982.96	Y	12.1	6.1
290	Hercules-club	6.3	10	Healthy	7021287.48	2612931.09	Y	6.3	6.3
291	American Elm	5.0	8	Healthy	7021258.13	2612931.29	Y	5.0	5.0
292	American Elm	6.8	9	Healthy	7021260.95	2612911.61	Y	6.8	6.8
293	Eastern Red Cedar	13.2	18	Healthy	7021270.76	2612874.35	Y	13.2	6.6
294	Eastern Red Cedar	11.5	13	Healthy	7021301.62	2612846.57	Y	11.5	5.8
295	Eastern Red Cedar	11.2	15	Healthy	7021295.46	2612811.76	Y	11.2	5.6
296	Eastern Red Cedar	11.7	16	Healthy	7021339.76	2612737.54	Y	11.7	5.9
297	Eastern Red Cedar	11.1	14	Healthy	7021366.64	2612716.96	Y	11.1	5.6
298	Eastern Red Cedar	11.6	18	Healthy	7021420.52	2612748.03	Y	11.6	5.8
299	Eastern Red Cedar	11.2	15	Healthy	7021416.54	2612714.72	Y	11.2	5.6
300	Eastern Red Cedar	11.2	20	Healthy	7021436.67	2612663.36	Y	11.2	5.6

FREESE AND NICHOLS, INC.
TEXAS REGISTERED ENGINEERING FIRM F-2144

STATE OF TEXAS
ALAN D. HENDRIK
69104
REGISTERED
PROFESSIONAL ENGINEER
07/26/2021

FREESE AND NICHOLS
2711 North Haskell Avenue, Suite 3300
Dallas, Texas 75204
Phone - (214) 217-2200
Fax - (214) 217-2201
Web - www.freese.com

ROCKWALL ECONOMIC DEVELOPMENT CORPORATION

RTP PHASE V INFRASTRUCTURE

CIVIL

TREE CONSERVATION PLAN TABLES

NO.	ISSUES	BY	DATE

F&N JOB NO. RKW19711
DATE JULY 2021
DESIGNED MW
DRAWN MW
REVISED
CHECKED ADH
FILE NAME cv-trt-pl-treecontables02.sht

VERIFY SCALE 0 — Bar is one inch on original drawing. If not one inch on this sheet, adjust scale

SHEET TC-8

SEQ. 114

MicroStation V8 User: 03752 Office: On Site
Plotter: HP DesignJet Plot Scale: 1 = 120.00 Date: Jul. 23, 2021 - 05:29:44 PM
Model: Default Project: Freese and Nichols, Inc. - Tree Type Fonts

Tree Number	Species	Diameter at Breast Height (Inches)	Canopy Cover (Feet)	General Condition	Northing	Easting	Remove Y / N	Healthy Removed (Inches)	Mitigation Required (Inches)
301	American Elm	4.3	6	Healthy	7021599.21	2612645.97	N	0.0	0.0
302	Hackberry	17.1	18	Healthy	7021683.99	2612669.07	N	0.0	0.0
303	Eastern Red Cedar	11.3	12	Healthy	7022139.64	2612273.06	Y	11.3	5.7
304	Hackberry	11.0	12	Healthy	7022022.98	2612176.19	Y	11.0	5.5
305	Eastern Red Cedar	11.3	14	Healthy	7021900.23	2612204.47	Y	11.3	5.7
306	Eastern Red Cedar	11.0	16	Healthy	7021596.86	2612124.07	N	0.0	0.0
307	Eastern Red Cedar	11.0	16	Healthy	7021504.04	2612119.78	N	0.0	0.0
308	American Elm	7.3	10	Healthy	7020980.30	2612717.78	Y	7.3	7.3
500	Eastern Red Cedar	12.3	16	Healthy	7021177.74	2611963.16	N	0.0	0.0
501	Eastern Red Cedar	13.3	15	Healthy	7021098.88	2611965.26	N	0.0	0.0
502	Eastern Red Cedar	13.9	16	Healthy	7020974.53	2611977.75	Y	13.9	7.0
503	Eastern Red Cedar	11.1	12	Healthy	7021399.10	2612048.43	N	0.0	0.0
504	Eastern Red Cedar	12.6	18	Healthy	7021483.37	2612073.84	N	0.0	0.0
505	Eastern Red Cedar	11.3	21	Healthy	7021497.36	2612037.20	N	0.0	0.0
506	Cedar Elm	5.1	6	Healthy	7021535.78	2611995.03	N	0.0	0.0
507	Eastern Red Cedar	11.0	16	Healthy	7021643.09	2611996.10	N	0.0	0.0
508	Gum Bumelia	4.7	4	Healthy	7021650.26	2611978.51	N	0.0	0.0
509	Eastern Red Cedar	11.8	18	Healthy	7021789.56	2611977.44	N	0.0	0.0
510	Eastern Red Cedar	11.3	18	Healthy	7021907.94	2611961.68	N	0.0	0.0
511	Cedar Elm	4.3	6	Healthy	7022035.25	2611979.51	Y	4.3	4.3
512	Eastern Red Cedar	13.3	16	Healthy	7021497.64	2612204.28	N	0.0	0.0
513	Eastern Red Cedar	11.2	12	Healthy	7021463.89	2612195.40	N	0.0	0.0
514	Hercules-club	4.2	9	Healthy	7020981.38	2611976.89	N	0.0	0.0
515	Eastern Red Cedar	11.2	17	Healthy	7021293.68	2612176.11	N	0.0	0.0
516	Eastern Red Cedar	12.9	15	Healthy	7021366.10	2612303.43	N	0.0	0.0
517	Cedar Elm	7.3	8	Healthy	7021398.99	2612431.49	Y	7.3	7.3
518	Cedar Elm	4.0	6	Healthy	7021697.15	2612406.96	N	0.0	0.0
519	Hackberry	14.3	10	Healthy	7021754.03	2612436.12	N	0.0	0.0
520	Hackberry	19.9	16	Healthy	7021782.36	2612435.46	N	0.0	0.0
521	Hackberry	12.7	12	Healthy	7021744.58	2612508.51	N	0.0	0.0
522	American Elm	10.1	15	Healthy	7021746.05	2612511.71	N	0.0	0.0
523	Hackberry	15.3	14	Healthy	7021720.69	2612486.06	N	0.0	0.0
524	American Elm	10.8	13	Healthy	7021712.15	2612524.92	N	0.0	0.0
525	Hackberry	27.9	18	Healthy	7021711.78	2612576.13	N	0.0	0.0
526	Hackberry	11.8	14	Healthy	7021687.39	2612572.54	N	0.0	0.0
527	American Elm	8.4	15	Healthy	7021687.04	2612617.40	N	0.0	0.0
528	Hackberry	11.0	12	Healthy	7021698.36	2612648.51	N	0.0	0.0
529	Hackberry	16.0	16	Healthy	7021644.96	2612606.85	N	0.0	0.0
530	Cedar Elm	4.9	7	Healthy	7021612.93	2612618.30	N	0.0	0.0
531	Hackberry	11.3	12	Healthy	7021563.58	2612675.12	N	0.0	0.0
532	Hackberry	25.6	22	Healthy	7021584.99	2612686.66	Y	25.6	51.2
533	Hackberry	26.4	19	Healthy	7021563.02	2612728.13	Y	26.4	52.8
534	Hercules-club	5.3	7	Healthy	7021497.28	2612746.63	Y	5.3	5.3
535	Eastern Red Cedar	12.4	16	Healthy	7021482.69	2612775.80	Y	12.4	6.2
536	American Elm	5.6	9	Healthy	7021503.36	2612812.24	Y	5.6	5.6
537	Hackberry	12.4	8	Damaged	7021456.38	2612810.65	Y	0.0	0.0
538	American Elm	5.1	12	Healthy	7021443.07	2612832.17	Y	5.1	5.1
539	Eastern Red Cedar	12.0	18	Healthy	7021434.12	2612802.05	Y	12.0	6.0
540	Cedar Elm	4.5	8	Healthy	7021434.76	2612808.53	Y	4.5	4.5
541	Hercules-club	7.6	12	Healthy	7021415.59	2612839.01	Y	7.6	7.6
542	Hackberry	11.3	15	Healthy	7021377.48	2612870.39	Y	11.3	5.7
543	Hackberry	33.4	20	Healthy	7021408.10	2612937.36	Y	33.4	66.8
544	Hackberry	17.3	18	Healthy	7021378.55	2612942.82	Y	17.3	8.6
545	Cedar Elm	14.1	14	Healthy	7021344.05	2612959.52	Y	14.1	14.1
546	Cedar Elm	4.3	6	Healthy	7021335.60	2612969.95	Y	4.3	4.3
547	Cedar Elm	5.2	8	Healthy	7021322.24	2612971.40	Y	5.2	5.2
548	Cedar Elm	4.0	7	Healthy	7021334.31	2612970.23	Y	4.0	4.0
549	Hercules-club	5.9	8	Healthy	7021303.75	2612982.38	Y	5.9	5.9
550	Cedar Elm	4.2	6	Healthy	7021321.38	2612939.47	Y	4.2	4.2
551	Cedar Elm	19.3	18	Healthy	7021020.03	2612610.03	Y	19.3	19.3
552	Cedar Elm	4.8	6	Healthy	7021180.36	2612804.11	Y	4.8	4.8
553	Cedar Elm	9.6	11	Healthy	7021203.14	2612835.42	Y	9.6	9.6
554	Eastern Red Cedar	11.3	18	Healthy	7021254.72	2612685.67	Y	11.3	5.7
555	Eastern Red Cedar	11.2	15	Healthy	7021577.38	2612360.22	Y	11.2	5.6
556	Eastern Red Cedar	11.9	12	Healthy	7022380.89	2611918.11	N	0.0	0.0
557	Cedar Elm	4.0	5	Healthy	7022555.01	2611956.57	N	0.0	0.0
558	Hackberry	11.2	14	Healthy	7021476.13	2612846.86	Y	11.2	5.6
559	Hackberry	16.4	12	Healthy	7021455.81	2612925.87	Y	16.4	8.2
700	Eastern Red Cedar	11.2	14	Healthy	7021501.22	2612595.27	N	0.0	0.0
701	Eastern Red Cedar	11.4	12	Healthy	7021455.80	2612605.71	Y	11.4	5.7
702	Eastern Red Cedar	11.2	12	Healthy	7021274.78	2612756.22	Y	11.2	5.6
703	Hackberry	22.6	14	Damaged	7020971.10	2612997.35	Y	0.0	0.0
704	Hackberry	11.3	14	Healthy	7020975.29	2612986.17	Y	11.3	5.7
705	Hackberry	11.0	12	Healthy	7020977.58	2612981.73	Y	11.0	5.5
706	Hackberry	11.5	10	Healthy	7020980.50	2612979.89	Y	11.5	5.8
706	Hackberry	11.5	10	Healthy	7020980.50	2612979.89	Y	11.5	5.8
707	Hackberry	15.2	15	Healthy	7020967.18	2612964.23	Y	15.2	7.6
708	Hackberry	17.2	24	Healthy	7020970.03	2612945.23	Y	17.2	8.6
709	Hackberry	16.9	15	Healthy	7020986.52	2612945.64	Y	16.9	8.5
710	Hackberry	11.0	10	Healthy	7020989.38	2612961.26	Y	11.0	5.5
711	Hackberry	14.4	18	Healthy	7020966.06	2612917.97	Y	14.4	7.2
712	Hackberry	14.6	12	Healthy	7020968.34	2612892.56	Y	14.6	7.3
713	Hackberry	13.5	12	Healthy	7020968.08	2612831.84	Y	13.5	6.8
714	Hackberry	11.6	10	Healthy	7020967.31	2612822.97	Y	11.6	5.8
715	Hercules-club	4.2	9	Healthy	7020979.75	2612826.04	Y	4.2	4.2
716	Hackberry	15.3	12	Healthy	7020966.80	2612761.10	Y	15.3	7.7
717	Hackberry	15.6	12	Healthy	7020955.42	2612754.11	Y	15.6	7.8
718	Hackberry	11.2	12	Healthy	7020971.32	2612782.46	Y	11.2	5.6
719	Cedar Elm	4.4	5	Healthy	7021550.71	2612993.43	Y	4.4	4.4
720	Eastern Red Cedar	11.0	10	Healthy	7021594.35	2612973.15	Y	11.0	5.5
721	American Elm	4.2	5	Healthy	7021589.00	2612994.46	Y	4.2	4.2
722	Eastern Red Cedar	13.2	10	Healthy	7021939.74	2612927.96	Y	13.2	6.6
723	Hercules-club	4.0	5	Healthy	7022057.05	2612804.26	Y	4.0	4.0
724	Hercules-club	7.3	6	Healthy	7022538.98	2612780.98	N	0.0	0.0
725	American Elm	4.6	5	Healthy	7022070.52	2611990.90	Y	4.6	4.6
726	Hackberry	11.3	12	Healthy	7022030.29	2612025.29	Y	11.3	5.7
727	Hackberry	12.7	10	Healthy	7022006.71	2612109.18	Y	12.7	6.4
728	American Elm	6.8	10	Healthy	7021955.54	2612128.27	Y	6.8	6.8
729	Hackberry	12.4	12	Damaged	7022013.24	2612083.77	Y	0.0	0.0
730	Hackberry	11.2	12	Healthy	7022008.40	2612080.73	Y	11.2	5.6
731	Eastern Red Cedar	11.0	12	Healthy	7021634.88	2612080.67	N	0.0	0.0
732	Eastern Red Cedar	11.1	12	Healthy	7021723.44	2612012.63	N	0.0	0.0
						Total Tree Mitigation		3082.9	2224.1

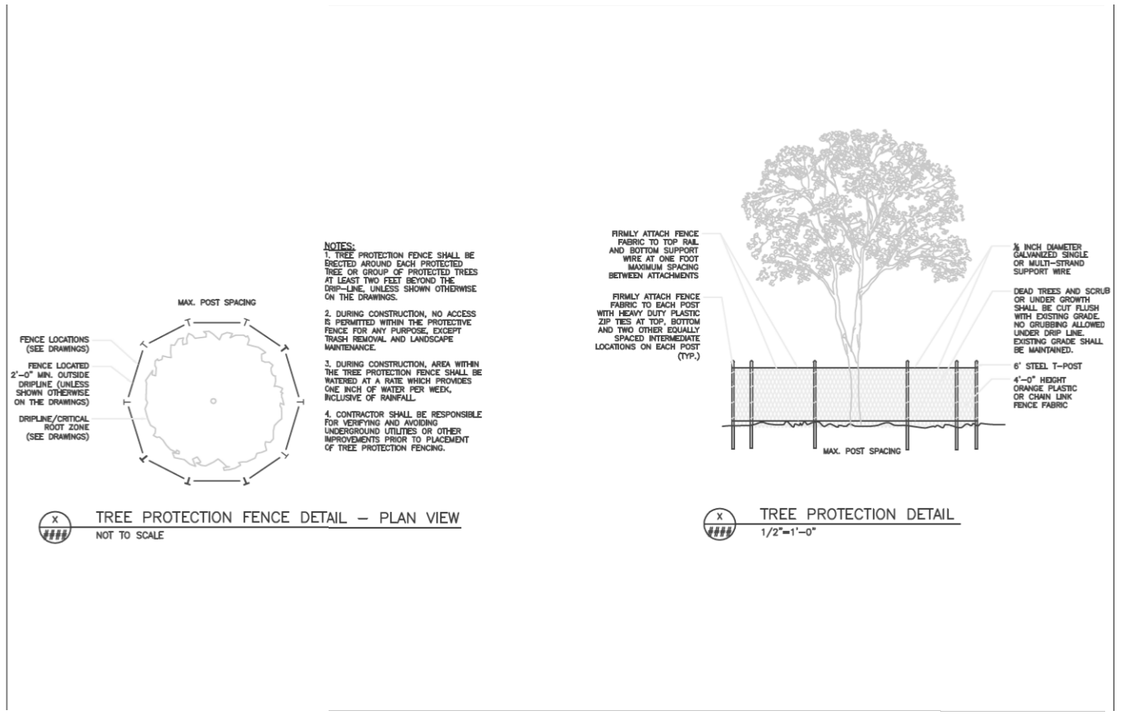

FREESE AND NICHOLS, INC.
TEXAS REGISTERED ENGINEERING FIRM F-2144

STATE OF TEXAS
ALAN D. HENDRIX
69194
REGISTERED PROFESSIONAL ENGINEER
07/26/2021

FREESE AND NICHOLS
2711 North Haskell Avenue, Suite 3300
Dallas, Texas 75204
Phone - (214) 217-2200
Fax - (214) 217-2201
Web - www.freese.com

ROCKWALL ECONOMIC DEVELOPMENT CORPORATION
RTP PHASE V INFRASTRUCTURE
CIVIL
TREE CONSERVATION PLAN TABLES

NO.	ISSUES	BY	DATE

F&N JOB NO. RKW19711
DATE JULY 2021
DESIGNED MW
DRAWN MW
REVISED
CHECKED ADH
FILE NAME cv-trt-pl-treecontables03.sht

VERIFY SCALE 0 1
Bar is one inch on original drawing.
If not one inch on this sheet, adjust scale

SHEET TC-9
SEQ. 115

MicroStation V8 User: 03752 Office: On Site
Plotter: J:\plot\Drawing\Environmental\cv-pl-treecontables03.sht Model: Default
Plot Style: J:\plot\Drawing\cv_color.tbl Project: Freese and Nichols, Inc.-Tree Tpe-Fonts
Plot Scale: 120.00 / 1 in.
Date: Jul. 23, 2021 - 05:29:18 PM

DEVELOPMENT APPLICATION

City of Rockwall
Planning and Zoning Department
385 S. Goliad Street
Rockwall, Texas 75087

STAFF USE ONLY

PLANNING & ZONING CASE NO.

NOTE: *THE APPLICATION IS NOT CONSIDERED ACCEPTED BY THE CITY UNTIL THE PLANNING DIRECTOR AND CITY ENGINEER HAVE SIGNED BELOW.*

DIRECTOR OF PLANNING:

CITY ENGINEER:

PLEASE CHECK THE APPROPRIATE BOX BELOW TO INDICATE THE TYPE OF DEVELOPMENT REQUEST [SELECT ONLY ONE BOX]:

PLATTING APPLICATION FEES:
- ☐ MASTER PLAT ($100.00 + $15.00 ACRE) [1]
- ☐ PRELIMINARY PLAT ($200.00 + $15.00 ACRE) [1]
- ☐ FINAL PLAT ($300.00 + $20.00 ACRE) [1]
- ☐ REPLAT ($300.00 + $20.00 ACRE) [1]
- ☐ AMENDING OR MINOR PLAT ($150.00)
- ☐ PLAT REINSTATEMENT REQUEST ($100.00)

SITE PLAN APPLICATION FEES:
- ☐ SITE PLAN ($250.00 + $20.00 ACRE) [1]
- ☐ AMENDED SITE PLAN/ELEVATIONS/LANDSCAPING PLAN ($100.00)

ZONING APPLICATION FEES:
- ☐ ZONING CHANGE ($200.00 + $15.00 ACRE) [1]
- ☐ SPECIFIC USE PERMIT ($200.00 + $15.00 ACRE) [1]
- ☐ PD DEVELOPMENT PLANS ($200.00 + $15.00 ACRE) [1]

OTHER APPLICATION FEES:
- ☐ TREE REMOVAL ($75.00)
- ☒ VARIANCE REQUEST ($100.00)

NOTES:
[1]: IN DETERMINING THE FEE, PLEASE USE THE EXACT ACREAGE WHEN MULTIPLYING BY THE PER ACRE AMOUNT. FOR REQUESTS ON LESS THAN ONE ACRE, ROUND UP TO ONE (1) ACRE.

PROPERTY INFORMATION [PLEASE PRINT]

ADDRESS			
SUBDIVISION	Rockwall Technology Park Phase V	LOT	BLOCK
GENERAL LOCATION	East of Data Drive, West of Rochell Rd, North of SH-276		

ZONING, SITE PLAN AND PLATTING INFORMATION [PLEASE PRINT]

CURRENT ZONING		CURRENT USE	
PROPOSED ZONING		PROPOSED USE	
ACREAGE	LOTS [CURRENT]	LOTS [PROPOSED]	

☐ ***SITE PLANS AND PLATS:*** *BY CHECKING THIS BOX YOU ACKNOWLEDGE THAT DUE TO THE PASSAGE OF HB3167 THE CITY NO LONGER HAS FLEXIBILITY WITH REGARD TO ITS APPROVAL PROCESS, AND FAILURE TO ADDRESS ANY OF STAFF'S COMMENTS BY THE DATE PROVIDED ON THE DEVELOPMENT CALENDAR WILL RESULT IN THE DENIAL OF YOUR CASE.*

OWNER/APPLICANT/AGENT INFORMATION [PLEASE PRINT/CHECK THE PRIMARY CONTACT/ORIGINAL SIGNATURES ARE REQUIRED]

☒ OWNER	Rockwall Economic Development Corp.	☐ APPLICANT	
CONTACT PERSON	Matt Wavering	CONTACT PERSON	
ADDRESS	2610 Observation Trl Suite 104	ADDRESS	
CITY, STATE & ZIP	Rockwall, TX 75032	CITY, STATE & ZIP	
PHONE	972-772-0025	PHONE	
E-MAIL	mwavering@rockwalledc.com	E-MAIL	

NOTARY VERIFICATION [REQUIRED]

BEFORE ME, THE UNDERSIGNED AUTHORITY, ON THIS DAY PERSONALLY APPEARED Matt Wavering [OWNER] THE UNDERSIGNED, WHO STATED THE INFORMATION ON THIS APPLICATION TO BE TRUE AND CERTIFIED THE FOLLOWING:

"I HEREBY CERTIFY THAT I AM THE OWNER FOR THE PURPOSE OF THIS APPLICATION; ALL INFORMATION SUBMITTED HEREIN IS TRUE AND CORRECT; AND THE APPLICATION FEE OF $100, TO COVER THE COST OF THIS APPLICATION, HAS BEEN PAID TO THE CITY OF ROCKWALL ON THIS THE 2nd DAY OF August, 2021. BY SIGNING THIS APPLICATION, I AGREE THAT THE CITY OF ROCKWALL (I.E. "CITY") IS AUTHORIZED AND PERMITTED TO PROVIDE INFORMATION CONTAINED WITHIN THIS APPLICATION TO THE PUBLIC. THE CITY IS ALSO AUTHORIZED AND PERMITTED TO REPRODUCE ANY COPYRIGHTED INFORMATION SUBMITTED IN CONJUNCTION WITH THIS APPLICATION, IF SUCH REPRODUCTION IS ASSOCIATED OR IN RESPONSE TO A REQUEST FOR PUBLIC INFORMATION."

GIVEN UNDER MY HAND AND SEAL OF OFFICE ON THIS THE 2nd DAY OF August, 2021.

OWNER'S SIGNATURE [signature]

NOTARY PUBLIC IN AND FOR THE STATE OF TEXAS JHammonds

JENNIFER L. HAMMONDS
Notary Public, State of Texas
ID # 13230083-8
My Comm. Exp. 01-06-2024

MY COMMISSION EXPIRES 1/6/24

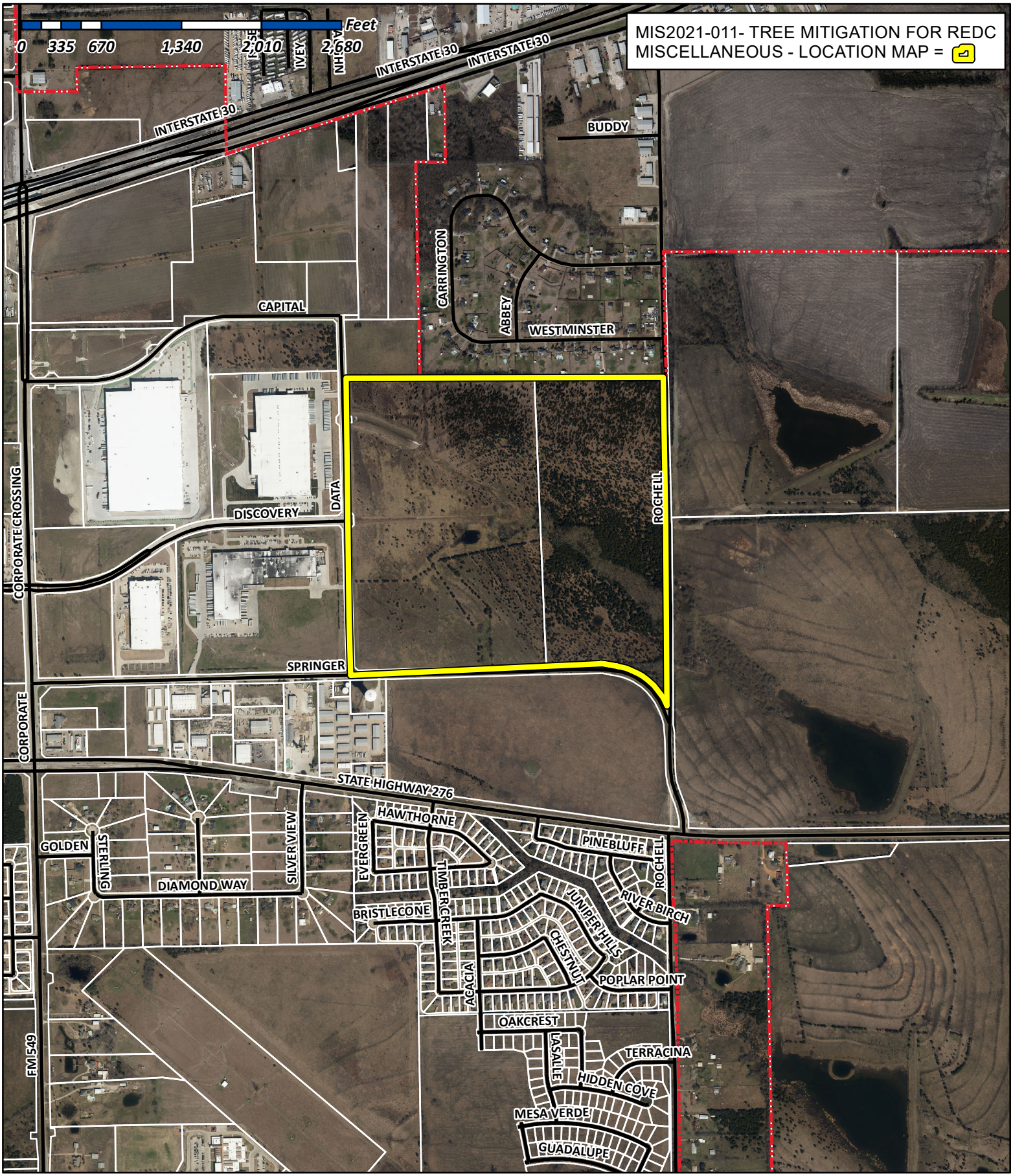

City of Rockwall

Planning & Zoning Department
385 S. Goliad Street
Rockwall, Texas 75032
(P): (972) 771-7745
(W): www.rockwall.com

ROCKWALL
Economic Development Corporation

August 2, 2021

Mr. Ryan Miller
Planning Director
City of Rockwall
385 S. Goliad
Rockwall, TX 75087

Re: Tree Mitigation Waiver Request

Mr. Miller:

The Rockwall Economic Development Corporation plans to install horizontal infrastructure to develop Phase V of the Rockwall Technology Park. Plans include new roadways, public and franchise utilities, a stormwater system, and regional detention pond to open up the future development of approximately 200 acres of Light Industrial zoned land. The proposed online regional detention pond design utilizes the existing contours and natural creek alignment of the existing floodplain. This design will maintain the natural conveyance of flow, limit the amount of grading required, and preserve as many existing mature trees as possible while contributing to the natural wetland prairie aesthetic. The attached tree conservation plan illustrates the proposed project and the trees that will be impacted or protected.

The grading and paving work associated with the above infrastructure will displace roughly 2,224 caliper inches of existing protected trees, as calculated in accordance with the City of Rockwall's tree preservation ordinance. The Rockwall EDC will plant 80 caliper inches of replacement trees in the new Discovery Blvd median to offset the displaced trees, but the net impact will require mitigation of approximately 2,144 caliper inches. In lieu of additional replacement trees, the REDC would be responsible to contribute approximately $215,000 to the tree preservation fund.

Considering that the Rockwall EDC is publicly funded and will utilize the issuance of public infrastructure bonds to fund the project, we would like to propose an alternative that may have a greater aesthetic impact. Three franchise utility providers – Oncor Electric, Farmers Electric Cooperative, and Suddenlink Communications – have existing overhead lines running adjacent to Springer Rd and Rochell Rd. The infrastructure project includes widening and improving both of those roadways. In lieu of the funds for tree mitigation, the Rockwall EDC proposes paying to underground those franchise utilities at an estimated cost of $570,475. Moving these lines underground before the development of the lots will create a more aesthetically pleasing business park consistent with earlier phases of the development. We believe that this will help further the Rockwall EDC's mission of broadening and diversifying the tax base through new business attraction, land acquisition and development, progressive infrastructure, corporate business expansion, and job creation.

We respectfully request that the Planning & Zoning Commission consider approval of the

attached Tree Conservation Plan and that the Rockwall City Council consider granting a waiver of the contribution to the tree preservation fund.

Sincerely,

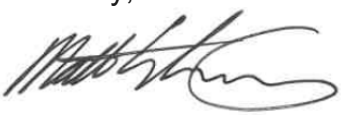

Matt Wavering
Director of Project Development

attachments

N

0 125' 250' 500'
SCALE IN FEET

FREESE AND NICHOLS, INC.
TEXAS REGISTERED ENGINEERING FIRM F-2144

STATE OF TEXAS
ALAN D. HENDRIX
69104
PROFESSIONAL ENGINEER
REGISTERED
7/26/2021

FREESE AND NICHOLS
2711 North Haskell Avenue, Suite 3300
Dallas, Texas 75204
Phone: (214) 217-2200
Fax: (214) 217-2201
Web - www.freese.com

ROCKWALL ECONOMIC DEVELOPMENT CORPORATION
RTP PHASE V INFRASTRUCTURE

OVERALL TREE CONSERVATION MAP

F&N JOB NO.	RKW19711
DATE	JULY 2021
DESIGNED	MW
DRAWN	MW
REVISED	
CHECKED	
FILE NAME	cv-trt-pl-tcmap01.sht

NO.	ISSUES	BY	DATE

VERIFY SCALE
0 1
Bar is one inch on original drawing.
If not one inch on this sheet, adjust scale

SHEET
TC-1

SEQ.
107

MicroStation V8 User: 03752 Office: On Site
Plotter: N:\IF\Drawings\Environmental\cv-trt-pl-tcmap01.sht
Plot Scale: 500.0000 Y / 1 in.
Date: Jul. 23, 2021 - 05:28:19 PM
Model: Default
Project: Freese and Nichols, Inc.-True Type Fonts

Office: On Site Date: Jul. 23, 2021 - 05:28:19 PM User: 03752 File: N:\IF\Drawings\Environmental\cv-trt-pl-tcmap01.sht

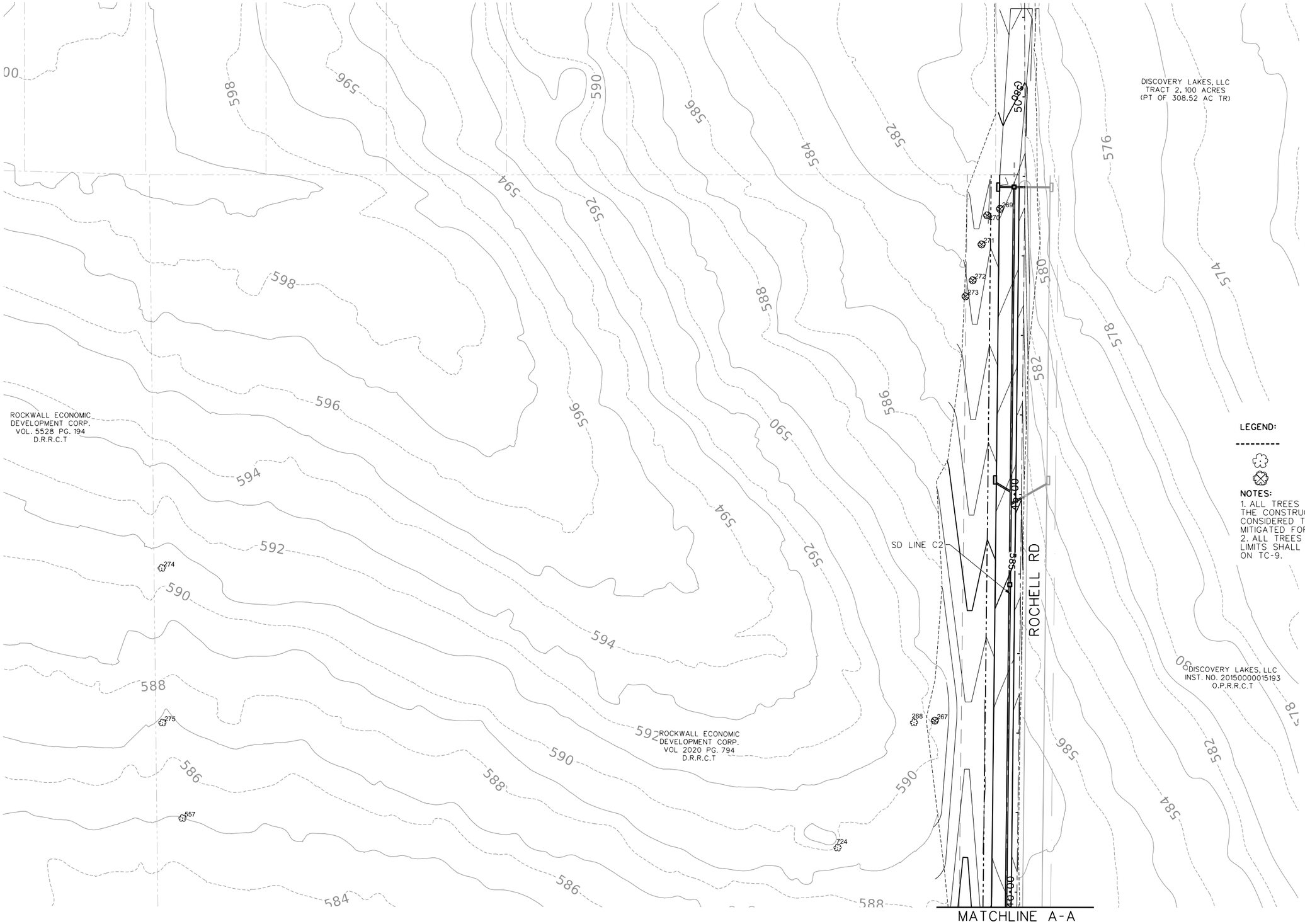

LEGEND:

- CONSTRUCTION LIMITS
- TREE
- TREE REMOVAL

NOTES:

1. ALL TREES THAT FALL WITHIN THE CONSTRUCTION LIMITS ARE CONSIDERED TO BE REMOVED AND MITIGATED FOR.
2. ALL TREES OUTSIDE THE CONSTRUCTION LIMITS SHALL BE PROTECTED PER DETAIL ON TC-9.

FREESE AND NICHOLS, INC.
TEXAS REGISTERED ENGINEERING FIRM F-2144

STATE OF TEXAS
ALAN D. HENDRIX
61798
REGISTERED PROFESSIONAL ENGINEER
7/26/2021

FREESE AND NICHOLS
2711 North Haskell Avenue, Suite 3300
Dallas, Texas 75204
Phone - (214) 217-2200
Fax - (214) 217-2201
Web - www.freese.com

ROCKWALL ECONOMIC DEVELOPMENT CORPORATION

RTP PHASE V INFRASTRUCTURE

CIVIL

TREE CONSERVATION PLAN

NO.	ISSUES	BY	DATE

F&N JOB NO.	RKW19711
DATE	JULY 2021
DESIGNED	MW
DRAWN	MW
REVISED	
CHECKED	ADH
FILE NAME	cv-trt-pl-treecon01.sht

VERIFY SCALE Bar is one inch on original drawing. If not one inch on this sheet, adjust scale

SHEET
TC-2

SEQ.
108

MicroStation V8 User: 03752 Office: On Site
File: N:\jf\Drawings\Environmental\cv-trt-pl-treecon01.sht
Plotter: JJ-Phaser 8560DN PS, 8x11PS-NoMargin-PDF
Plot Scale: 119.9595 ' / In.
Date: Jul. 23, 2021 - 05:35:55 PM
Model: Default
Projects: Freese and Nichols, Inc. - True Type Fonts

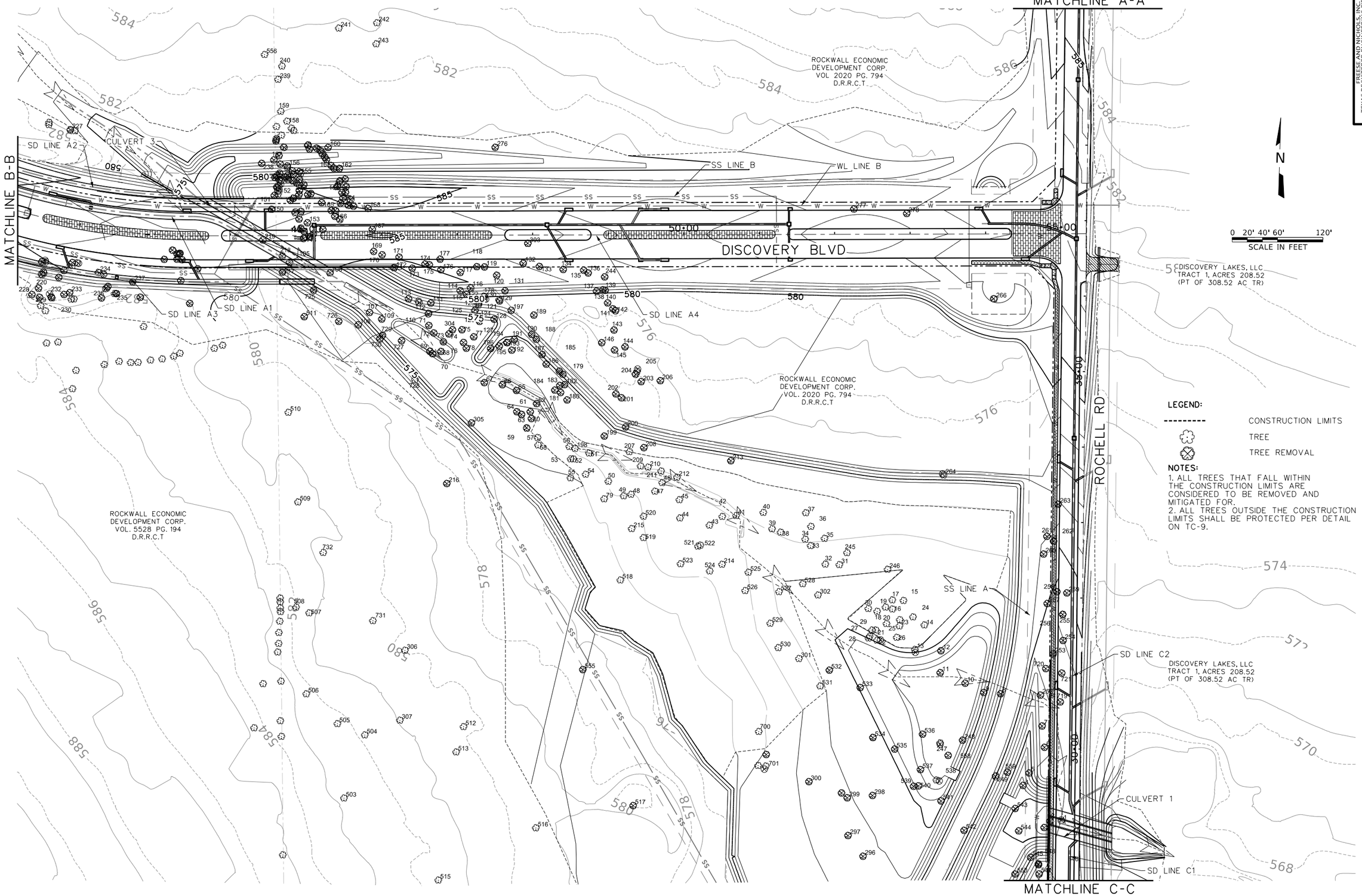

LEGEND:

- CONSTRUCTION LIMITS
- TREE
- TREE REMOVAL

NOTES:

1. ALL TREES THAT FALL WITHIN THE CONSTRUCTION LIMITS ARE CONSIDERED TO BE REMOVED AND MITIGATED FOR.
2. ALL TREES OUTSIDE THE CONSTRUCTION LIMITS SHALL BE PROTECTED PER DETAIL ON TC-9.

FREESE AND NICHOLS, INC.
TEXAS REGISTERED ENGINEERING FIRM F-2144

ALAN D. HENDRIX
66798
REGISTERED PROFESSIONAL ENGINEER
7/26/2021

FREESE AND NICHOLS
2711 North Haskell Avenue, Suite 3300
Dallas, Texas 75204
Phone - (214) 217-2200
Fax - (214) 217-2201
Web - www.freese.com

ROCKWALL ECONOMIC DEVELOPMENT CORPORATION

RTP PHASE V INFRASTRUCTURE

CIVIL

TREE CONSERVATION PLAN

F&N JOB NO.	RKW19711
DATE	JULY 2021
DESIGNED	MW
DRAWN	MW
REVISED	
CHECKED	ADH
FILE NAME	cv-trt-pl-treecono2.sht

NO.	ISSUES	BY	DATE

VERIFY SCALE Bar is one inch on original drawing. If not one inch on this sheet, adjust scale

0 1

SHEET
TC-3

SEQ.
109

MicroStation V8 User: 03752 Office: On Site
File: N:\jif\Drawings\Environmental\cv-trt-pl-treecono2.sht
Plotter: pipPlotdrv_V8.tt(PDF_File(PDF-Mono.pltcfg
Plot Area: Active Viewport Model: Default
Date: Jul. 23, 2021 - 05:34:49 PM Project: - Freese and Nichols, Inc. - True Type Fonts

Office: On Site Date: Jul. 23, 2021 - 05:34:49 PM User: 03752 File: N:\jif\Drawings\Environmental\cv-trt-pl-treecono2.sht

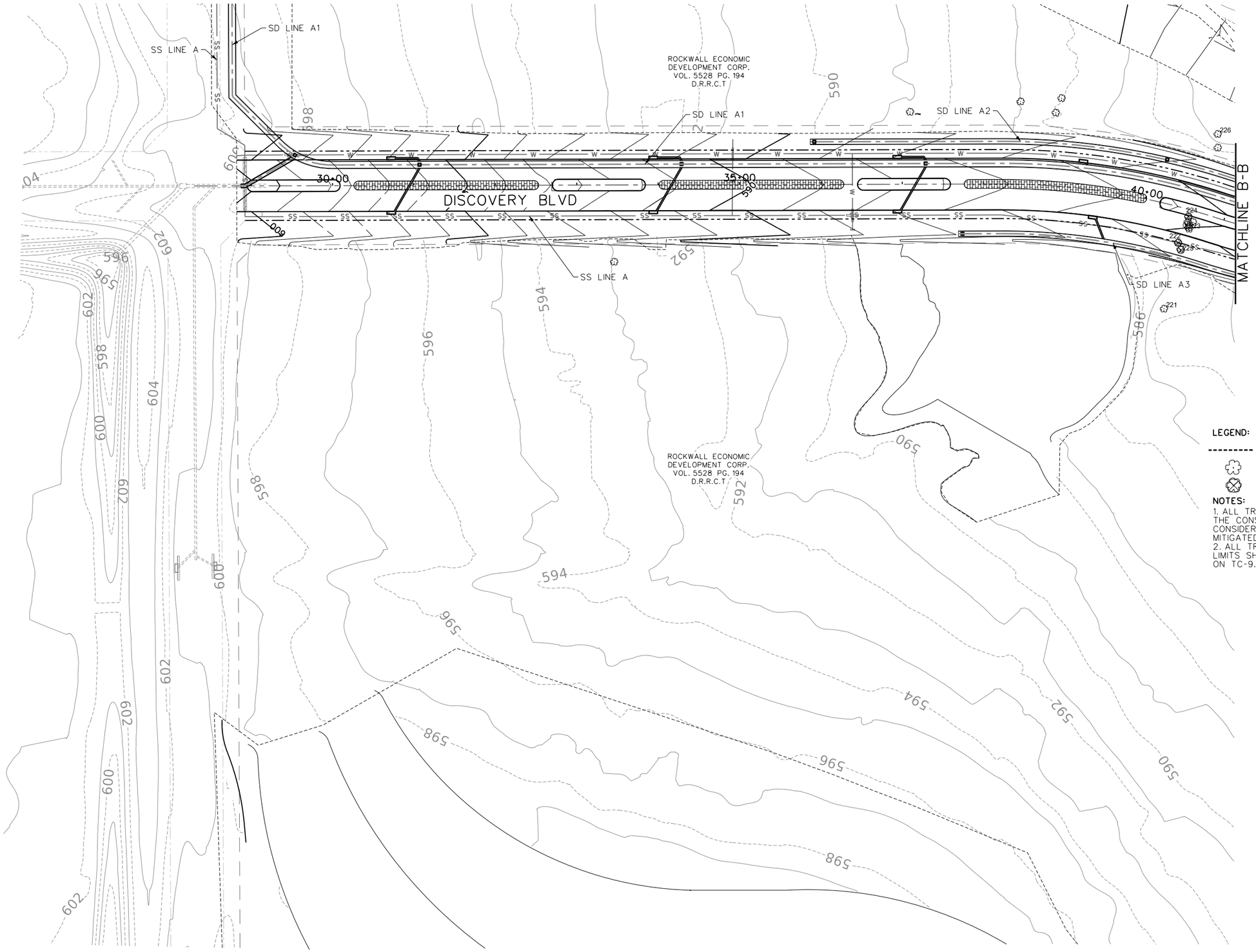

LEGEND:

- CONSTRUCTION LIMITS
- TREE
- TREE REMOVAL

NOTES:

1. ALL TREES THAT FALL WITHIN THE CONSTRUCTION LIMITS ARE CONSIDERED TO BE REMOVED AND MITIGATED FOR.
2. ALL TREES OUTSIDE THE CONSTRUCTION LIMITS SHALL BE PROTECTED PER DETAIL ON TC-9.

FREESE AND NICHOLS, INC.
TEXAS REGISTERED ENGINEERING FIRM F-2144

STATE OF TEXAS
ALAN D. HENDRIX
69104
REGISTERED PROFESSIONAL ENGINEER
7/26/2021

FREESE AND NICHOLS
2711 North Haskell Avenue, Suite 3300
Dallas, Texas 75204
Phone - (214) 217-2200
Fax - (214) 217-2201
Web - www.freese.com

ROCKWALL ECONOMIC DEVELOPMENT CORPORATION

RTP PHASE V INFRASTRUCTURE

CIVIL

TREE CONSERVATION PLAN

NO.	ISSUES	BY	DATE

F&N JOB NO. RKW19711
DATE JULY 2021
DESIGNED MW
DRAWN MW
REVISED
CHECKED ADH
FILE NAME cv-trt-pl-treecon03.sht

VERIFY SCALE Bar is one inch on original drawing. If not one inch on this sheet, adjust scale

SHEET TC-4

SEQ. 110

MicroStation V8 User: 03752 Office: On Site
Plotter: J:\Plotter\Adobe PDF Printer.pltcfg Model: Default
Plot Scale: 120.00 ' / in. Project: Freese and Nichols, Inc.--Trueo Type Fonts
Date: Jul. 23, 2021 - 05:29:08 PM

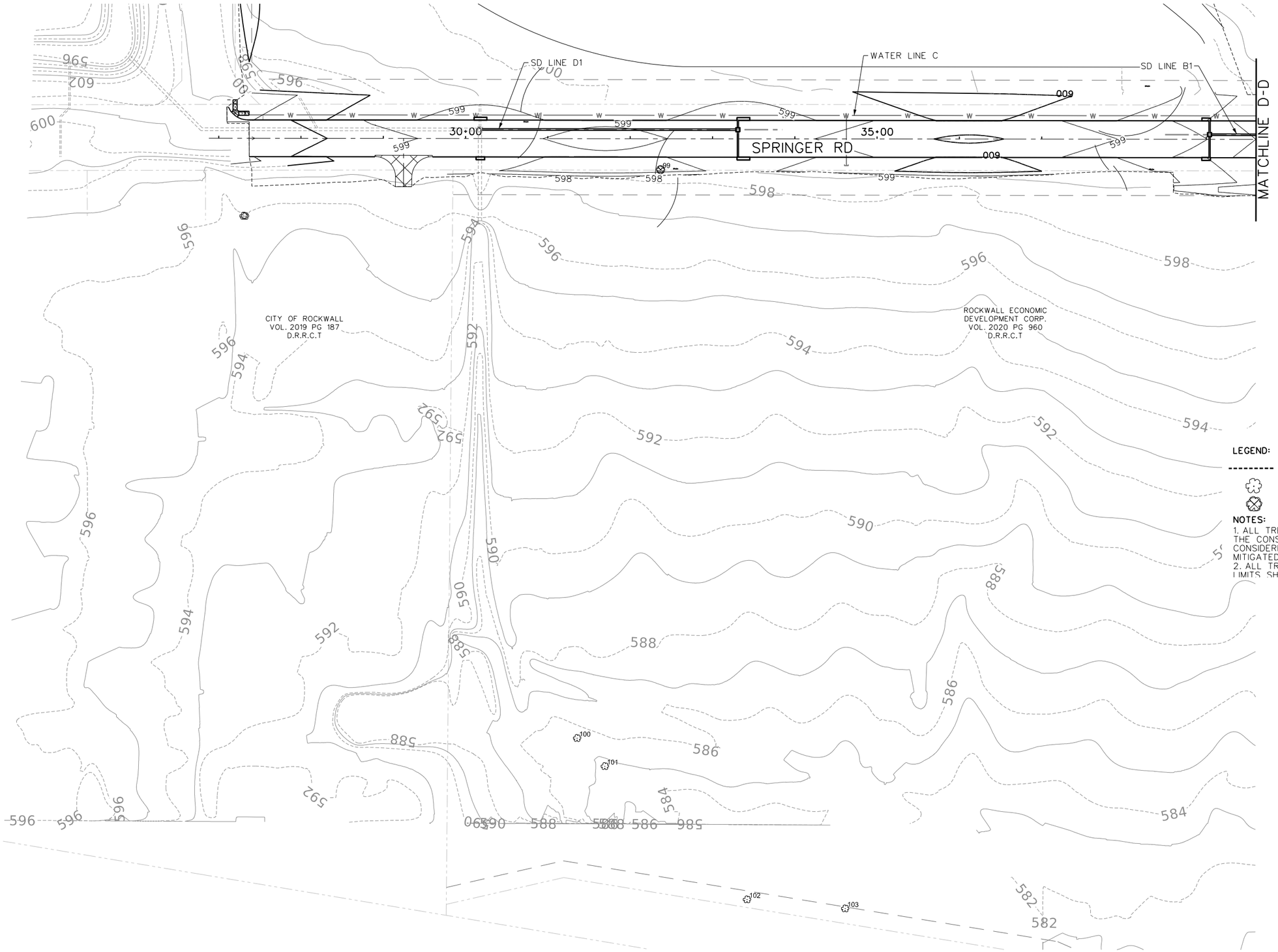

LEGEND:

---------	CONSTRUCTION LIMITS
✿	TREE
⊗	TREE REMOVAL

NOTES:

1. ALL TREES THAT FALL WITHIN THE CONSTRUCTION LIMITS ARE CONSIDERED TO BE REMOVED AND MITIGATED FOR.
2. ALL TREES OUTSIDE THE CONSTRUCTION LIMITS SHALL BE PROTECTED PER DETAIL

FREESE AND NICHOLS, INC.
TEXAS REGISTERED ENGINEERING FIRM F-2144

STATE OF TEXAS
ALAN D. HENDRIX
69194
PROFESSIONAL ENGINEER
7/26/2021

FREESE AND NICHOLS
2711 North Haskell Avenue, Suite 3300
Dallas, Texas 75204
Phone: (214) 217-2200
Fax: (214) 217-2201
Web - www.freese.com

ROCKWALL ECONOMIC DEVELOPMENT CORPORATION

RTP PHASE V INFRASTRUCTURE

CIVIL

TREE CONSERVATION PLAN

NO.	ISSUES	BY	DATE

F&N JOB NO.	RKW19711
DATE	JULY 2021
DESIGNED	MW
DRAWN	MW
REVISED	
CHECKED	ADH
FILE NAME	cv-trt-pl-treecon04.sht

VERIFY SCALE Bar is one inch on original drawing. If not one inch on this sheet, adjust scale

SHEET
TC-5

SEQ.
111

MicroStation V8 User: 03752 Office: On Site
Plotter: jjjPlotter - Xerox 6204 Model: Default
Plot Scale: 120.000 ' / in. Project: Freese and Nichols, Inc. - True Type Fonts
Date: Jul. 23, 2021 - 05:29:21 PM

Office: On Site Date: Jul. 23, 2021 - 05:29:21 PM User: 03752 File: N:\IF\Drawings\Environmental\cv-trt-pl-treecon04.sht

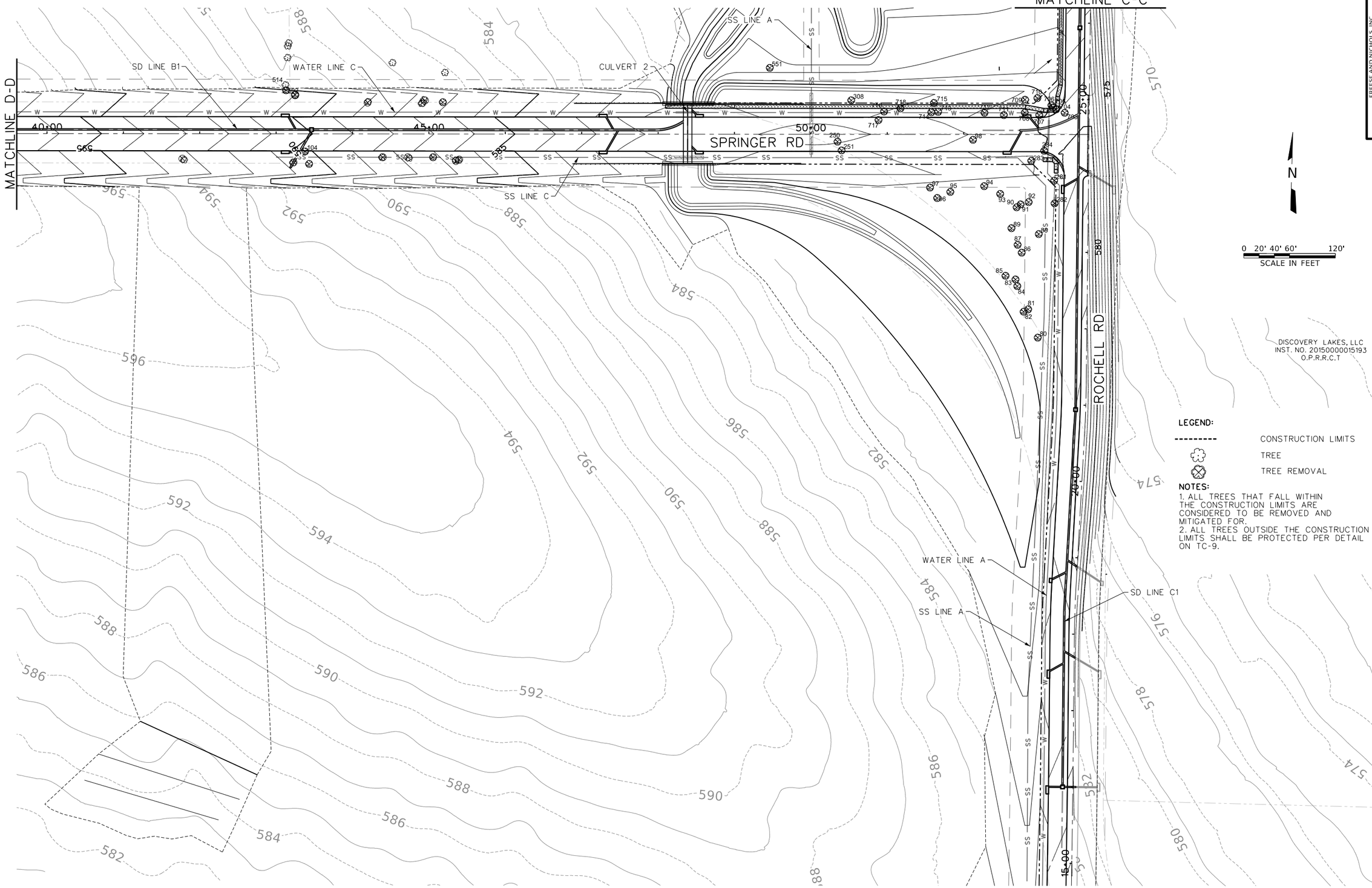

LEGEND:

- CONSTRUCTION LIMITS
- TREE
- TREE REMOVAL

NOTES:

1. ALL TREES THAT FALL WITHIN THE CONSTRUCTION LIMITS ARE CONSIDERED TO BE REMOVED AND MITIGATED FOR.
2. ALL TREES OUTSIDE THE CONSTRUCTION LIMITS SHALL BE PROTECTED PER DETAIL ON TC-9.

FREESE AND NICHOLS, INC.
TEXAS REGISTERED ENGINEERING FIRM F-2144

STATE OF TEXAS
ALAN D. HENDRIX
69484
REGISTERED
PROFESSIONAL ENGINEER
07/26/2021

FREESE AND NICHOLS
2711 North Haskell Avenue, Suite 3300
Dallas, Texas 75204
Phone - (214) 217-2200
Fax - (214) 217-2201
Web - www.freese.com

ROCKWALL ECONOMIC DEVELOPMENT CORPORATION

RTP PHASE V INFRASTRUCTURE

CIVIL

TREE CONSERVATION PLAN

F&N JOB NO.	RKW19711
DATE	JULY 2021
DESIGNED	MW
DRAWN	MW
REVISED	
CHECKED	ADH
FILE NAME	cv-trt-pl-treecon05.sht

NO.	ISSUES	BY	DATE

VERIFY SCALE Bar is one inch on original drawing. If not one inch on this sheet, adjust scale

SHEET
TC-6

SEQ.
112

MicroStation V8 User: 03752 Office: On Site
Plotter: J:\Plotters\Xerox\Phaser_7400DP.Microsoft PS
Plot Scale: 120.0000 ' / in.
Date: Jul. 23, 2021 - 05:29:33 PM
Model: Default
Project: Freese and Nichols, Inc.--True Type Fonts

Tree Number	Species	Diameter at Breast Height (Inches)	Canopy Cover (Feet)	General Condition	Northing	Easting	Remove Y / N	Healthy Removed (Inches)	Mitigation Required (Inches)
1	Black Willow	14.1	16	Healthy	7021392.84	2612999.18	Y	14.1	0.0
2	Cedar Elm	14.5	18	Healthy	7021392.69	2612983.82	Y	14.5	14.5
3	Hackberry	11.4	12	Healthy	7021383.87	2612976.42	Y	11.4	5.7
4	Hackberry	13.6	16	Healthy	7021438.96	2612947.02	Y	13.6	6.8
5	Hackberry	12.3	14	Healthy	7021455.58	2612954.60	Y	12.3	6.2
6	Hackberry	13.4	17	Healthy	7021490.14	2612974.08	Y	13.4	6.7
7	Cedar Elm	5.9	8	Healthy	7021518.24	2612970.22	Y	5.9	5.9
8	Hackberry	15.3	18	Healthy	7021559.52	2612914.12	Y	15.3	7.7
9	Hackberry	15.9	18	Healthy	7021560.62	2612891.78	Y	15.9	8.0
10	Hackberry	15.5	18	Healthy	7021572.35	2612866.93	Y	15.5	7.8
11	Cedar Elm	4.8	7	Healthy	7021585.37	2612833.55	Y	4.8	4.8
12	Cedar Elm	8.3	12	Healthy	7021614.42	2612833.73	Y	8.3	8.3
13	Cedar Elm	18.2	20	Healthy	7021615.19	2612799.27	Y	18.2	18.2
14	American Elm	23.7	21	Healthy	7021647.97	2612810.95	N	0.0	0.0
15	Cedar Elm	9.9	12	Healthy	7021679.60	2612782.44	N	0.0	0.0
16	Cedar Elm	19.3	24	Healthy	7021667.94	2612768.03	N	0.0	0.0
17	American Elm	6.5	12	Healthy	7021680.00	2612767.70	N	0.0	0.0
18	Cedar Elm	4.3	9	Healthy	7021664.37	2612747.92	N	0.0	0.0
19	Hackberry	11.0	15	Healthy	7021670.25	2612758.88	N	0.0	0.0
20	Cedar Elm	8.9	14	Healthy	7021648.39	2612760.76	N	0.0	0.0
21	Cedar Elm	21.7	24	Healthy	7021639.62	2612746.75	N	0.0	0.0
22	Cedar Elm	12.2	15	Healthy	7021626.11	2612748.75	Y	12.2	12.2
23	Cedar Elm	5.0	9	Healthy	7021654.03	2612778.17	N	0.0	0.0
24	Cedar Elm	6.6	12	Healthy	7021658.19	2612795.61	N	0.0	0.0
25	Cedar Elm	5.8	9	Healthy	7021645.83	2612778.03	N	0.0	0.0
26	Cedar Elm	5.4	9	Healthy	7021630.58	2612774.74	N	0.0	0.0
27	Cedar Elm	4.0	7	Healthy	7021631.17	2612738.86	Y	4.0	4.0
28	Cedar Elm	6.2	11	Healthy	7021628.70	2612737.49	Y	6.2	6.2
29	Hackberry	11.8	17	Healthy	7021639.45	2612741.86	N	0.0	0.0
30	Cedar Elm	4.6	9	Healthy	7021667.78	2612736.16	N	0.0	0.0
31	Hackberry	12.2	16	Healthy	7021724.84	2612696.35	N	0.0	0.0
32	Hackberry	11.4	16	Healthy	7021725.11	2612677.74	N	0.0	0.0
33	Cedar Elm	9.6	15	Healthy	7021749.13	2612657.65	N	0.0	0.0
34	Hackberry	12.8	18	Healthy	7021757.48	2612650.29	N	0.0	0.0
35	Cedar Elm	7.5	14	Healthy	7021759.21	2612675.81	N	0.0	0.0
36	Cedar Elm	6.2	10	Healthy	7021774.62	2612657.47	N	0.0	0.0
37	Cedar Elm	5.1	12	Healthy	7021792.46	2612650.20	N	0.0	0.0
38	Hackberry	23.1	17	Healthy	7021765.96	2612617.43	N	0.0	0.0
39	Hackberry	11.2	14	Healthy	7021770.12	2612606.04	N	0.0	0.0
40	Cedar Elm	4.9	7	Healthy	7021791.46	2612593.88	N	0.0	0.0
41	Cedar Elm	4.2	6	Healthy	7021786.37	2612558.06	N	0.0	0.0
42	Hackberry	12.1	18	Healthy	7021784.77	2612539.75	N	0.0	0.0
43	Cedar Elm	18.1	18	Healthy	7021772.73	2612523.05	N	0.0	0.0
44	Cedar Elm	8.0	13	Healthy	7021781.35	2612483.73	N	0.0	0.0
45	Hackberry	12.5	15	Healthy	7021805.45	2612482.39	N	0.0	0.0
46	Cedar Elm	4.3	8	Healthy	7021827.52	2612459.05	N	0.0	0.0
47	Cedar Elm	5.0	8	Healthy	7021815.89	2612449.65	N	0.0	0.0
48	Hackberry	15.5	17	Healthy	7021811.01	2612418.16	N	0.0	0.0
49	Hackberry	13.4	18	Healthy	7021808.75	2612408.44	N	0.0	0.0
50	Cedar Elm	27.1	25	Healthy	7021827.42	2612387.69	N	0.0	0.0
51	Cedar Elm	6.3	8	Healthy	7021864.15	2612361.19	N	0.0	0.0
52	American Elm	10.3	15	Healthy	7021855.94	2612340.45	N	0.0	0.0
53	Cedar Elm	4.5	8	Damaged	7021855.76	2612337.10	Y	0.0	0.0
54	Cedar Elm	6.6	9	Healthy	7021835.98	2612357.37	N	0.0	0.0
55	Eastern Red Cedar	14.0	12	Healthy	7021830.71	2612337.44	Y	14.0	7.0
56	Cedar Elm	9.2	14	Healthy	7021872.15	2612334.85	N	0.0	0.0
57	Common Persimmon	8.8	11	Healthy	7021882.94	2612292.54	Y	8.8	8.8
58	Eastern Red Cedar	11.0	10	Healthy	7021873.07	2612293.45	Y	11.0	5.5
59	Cedar Elm	6.0	8	Healthy	7021894.96	2612277.90	Y	6.0	6.0
60	Cedar Elm	5.7	8	Healthy	7021908.05	2612283.66	Y	5.7	5.7
61	Hackberry	11.7	17	Healthy	7021916.98	2612281.95	Y	11.7	5.9
62	Cedar Elm	6.8	8	Healthy	7021927.90	2612289.94	Y	6.8	6.8
63	Cedar Elm	4.8	8	Healthy	7021913.18	2612270.42	Y	4.8	4.8
64	Cedar Elm	4.2	7	Healthy	7021916.59	2612264.15	Y	4.2	4.2
65	Cedar Elm	4.2	7	Healthy	7021944.72	2612262.93	Y	4.2	4.2
66	Cedar Elm	5.5	8	Healthy	7021952.01	2612244.04	Y	5.5	5.5
67	Cedar Elm	23.7	18	Healthy	7021954.01	2612220.12	Y	23.7	23.7
68	Cedar Elm	10.0	14	Healthy	7021993.89	2612161.77	Y	10.0	10.0
69	Cedar Elm	8.0	11	Healthy	7021993.93	2612147.12	Y	8.0	8.0
70	Cedar Elm	4.5	7	Healthy	7021990.37	2612151.16	Y	4.5	4.5
71	Cedar Elm	15.5	18	Healthy	7022027.88	2612144.71	Y	15.5	15.5
72	Cedar Elm	10.5	13	Healthy	7022018.08	2612151.61	Y	10.5	10.5
73	Cedar Elm	7.0	10	Healthy	7022006.62	2612164.52	Y	7.0	7.0
74	Cedar Elm	14.5	17	Healthy	7022017.26	2612171.54	Y	14.5	14.5
75	Cedar Elm	7.3	9	Healthy	7022023.23	2612188.68	Y	7.3	7.3

Tree Number	Species	Diameter at Breast Height (Inches)	Canopy Cover (Feet)	General Condition	Northing	Easting	Remove Y / N	Healthy Removed (Inches)	Mitigation Required (Inches)
76	Cedar Elm	16.1	18	Healthy	7022006.51	2612191.18	N	0.0	0.0
77	Cedar Elm	9.1	12	Healthy	7022014.28	2612204.59	Y	9.1	9.1
78	Cedar Elm	13.0	18	Healthy	7021999.00	2612195.15	Y	13.0	13.0
79	Bois d'Arc	13.9	10	Healthy	7021804.06	2612382.72	N	0.0	0.0
80	Hackberry	24.3	18	Healthy	7020676.07	2612969.78	Y	24.3	12.2
81	Cedar Elm	6.0	9	Damaged	7020712.75	2612956.25	Y	0.0	0.0
82	Hackberry	26.9	16	Healthy	7020709.47	2612950.39	Y	26.9	53.8
83	Cedar Elm	6.8	9	Healthy	7020751.40	2612938.72	Y	6.8	6.8
84	Cedar Elm	4.8	8	Healthy	7020742.75	2612941.23	Y	4.8	4.8
85	Hackberry	16.0	18	Healthy	7020755.86	2612925.40	Y	16.0	8.0
86	Hackberry	21.4	25	Healthy	7020786.62	2612945.92	Y	21.4	10.7
87	Hackberry	12.2	16	Healthy	7020796.79	2612940.32	Y	12.2	6.1
88	Hackberry	26.0	28	Healthy	7020811.55	2612967.64	Y	26.0	52.0
89	Hackberry	14.0	11	Healthy	7020818.35	2612931.72	Y	14.0	7.0
90	Hackberry	16.2	18	Healthy	7020845.84	2612937.80	Y	16.2	8.1
91	Hackberry	12.1	14	Healthy	7020849.83	2612942.89	Y	12.1	6.1
92	Hackberry	24.5	25	Healthy	7020853.05	2612953.31	Y	24.5	12.3
93	Hackberry	16.3	19	Healthy	7020862.79	2612915.82	Y	16.3	8.2
94	Cedar Elm	7.6	108	Healthy	7020872.46	2612894.62	Y	7.6	7.6
95	Cedar Elm	13.2	15	Healthy	7020863.74	2612850.49	Y	13.2	13.2
96	Eastern Red Cedar	11.6	12	Healthy	7020855.30	2612833.54	Y	11.6	5.8
97	Hackberry	11.6	14	Healthy	7020868.81	2612823.79	Y	11.6	5.8
98	Hackberry	33.2	19	Healthy	7020932.65	2612878.42	Y	33.2	66.4
99	Hackberry	13.0	17	Healthy	7020853.44	2610904.47	Y	13.0	6.5
100	Cottonwood	11.1	14	Healthy	7020160.31	2610820.75	N	0.0	0.0
101	Green Ash	5.0	7	Healthy	7020127.07	2610855.31	N	0.0	0.0
102	Black Willow	28.6	15	Healthy	7019969.62	2611032.16	N	0.0	0.0
103	American Elm	10.2	14	Healthy	7019961.69	2611151.66	N	0.0	0.0
104	Eastern Red Cedar	14.3	22	Healthy	7020895.09	2612004.53	Y	14.3	7.2
105	Hackberry	11.0	14	Healthy	7022106.77	2611958.31	Y	11.0	5.5
106	Hackberry	11.2	15	Healthy	7022093.84	2612011.85	Y	11.2	5.6
107	Hackberry	22.0	25	Healthy	7022043.04	2612065.73	Y	22.0	11.0
108	Hackberry	15.4	19	Healthy	7022026.24	2612051.19	Y	15.4	7.7
109	Hercules-club	6.0	8	Healthy	7022034.69	2612082.18	Y	6.0	6.0
110	Hackberry	12.4	15	Healthy	7022043.93	2612143.94	Y	12.4	6.2
111	Cedar Elm	4.1	7	Healthy	7022057.62	2612146.66	Y	4.1	4.1
112	Cedar Elm	6.9	9	Healthy	7022059.61	2612130.06	Y	6.9	6.9
113	Cedar Elm	12.5	15	Healthy	7022062.35	2612117.06	Y	12.5	12.5
114	Hackberry	12.0	15	Healthy	7022074.95	2612185.09	Y	12.0	6.0
115	Cedar Elm	12.3	15	Healthy	7022070.40	2612193.62	Y	12.3	12.3
116	Hackberry	14.8	16	Healthy	7022079.45	2612198.52	Y	14.8	7.4
117	Cedar Elm	4.6	7	Healthy	7022099.07	2612184.53	Y	4.6	4.6
118	Cedar Elm	4.6	8	Healthy	7022107.32	2612206.24	Y	4.6	4.6
119	Hackberry	14.3	19	Healthy	7022107.19	2612216.38	Y	14.3	7.2
120	Cedar Elm	5.4	7	Healthy	7022096.68	2612232.84	Y	5.4	5.4
121	Cedar Elm	12.0	17	Healthy	7022065.01	2612217.35	Y	12.0	12.0
122	Cedar Elm	5.9	9	Healthy	7022064.19	2612212.75	Y	5.9	5.9
123	Cedar Elm	4.6	7	Damaged	7022059.57	2612210.04	Y	0.0	0.0
124	Cedar Elm	12.3	15	Healthy	7022056.64	2612209.82	Y	12.3	12.3
125	Cedar Elm	7.3	10	Healthy	7022049.05	2612204.85	Y	7.3	7.3
126	Cedar Elm	9.9	14	Healthy	7022041.26	2612210.06	Y	9.9	9.9
127	Cedar Elm	4.2	8	Healthy	7022034.96	2612211.75	Y	4.2	4.2
128	Cedar Elm	6.0	11	Healthy	7022038.30	2612231.01	Y	6.0	6.0
129	Cedar Elm	5.6	9	Healthy	7022062.72	2612237.62	Y	5.6	5.6
130	Cedar Elm	6.9	10	Healthy	7022064.16	2612236.81	Y	6.9	6.9
131	Hackberry	13.5	16	Healthy	7022076.23	2612244.42	Y	13.5	6.8
132	Hackberry	11.2	15	Healthy	7022113.69	2612267.42	Y	11.2	5.6
133	Cedar Elm	6.7	9	Healthy	7022109.71	2612289.04	Y	6.7	6.7
134	Cedar Elm	14.1	19	Healthy	7022106.57	2612320.78	Y	14.1	14.1
135	Cedar Elm	4.3	8	Healthy	7022106.27	2612347.89	Y	4.3	4.3
136	Cedar Elm	6.5	9	Healthy	7022102.67	2612353.91	Y	6.5	6.5
137	Cedar Elm	13.6	16	Healthy	7022079.03	2612365.58	Y	13.6	13.6
138	Cedar Elm	6.4	9	Healthy	7022080.95	2612374.11	Y	6.4	6.4
139	Cedar Elm	5.1	9	Healthy	7022080.26	2612377.01	Y	5.1	5.1
140	Cedar Elm	5.0	9	Healthy	7022063.73	2612380.68	Y	5.0	5.0
141	Cedar Elm	5.2	9	Healthy	7022056.05	2612387.87	Y	5.2	5.2
142	Cedar Elm	4.0	7	Healthy	7022054.12	2612391.16	Y	4.0	4.0
143	Cedar Elm	8.6	11	Damaged	7022028.06	2612390.04	Y	0.0	0.0
144	Cedar Elm	8.2	12	Healthy	7022006.17	2612405.16	Y	8.2	8.2
145	Cedar Elm	11.0	17	Healthy	7022001.66	2612391.46	Y	11.0	11.0
146	Cedar Elm	11.1	18	Healthy	7022010.85	2612374.21	Y	11.1	11.1
148	Hackberry	16.5	12	Healthy	7022139.44	2611976.76	Y	16.5	8.3
149	Hackberry	13.7	12	Damaged	7022148.17	2611976.43	Y	0.0	0.0
150	Hackberry	14.4	16	Healthy	7022176.14	2611932.37	Y	14.4	7.2

FREESE AND NICHOLS, INC.
TEXAS REGISTERED ENGINEERING FIRM F-2144

STATE OF TEXAS
ALAN D. HENDRIX
69794
REGISTERED PROFESSIONAL ENGINEER
7/26/2021

FREESE AND NICHOLS
2711 North Haskell Avenue, Suite 3300
Dallas, Texas 75204
Phone - (214) 217-2200
Fax - (214) 217-2201
Web - www.freese.com

ROCKWALL ECONOMIC DEVELOPMENT CORPORATION

RTP PHASE V INFRASTRUCTURE

CIVIL

TREE CONSERVATION PLAN TABLES

NO.	ISSUES	BY	DATE

F&N JOB NO.	RKW19711
DATE	JULY 2021
DESIGNED	MW
DRAWN	MW
REVISED	
CHECKED	ADH
FILE NAME	cv-trt-pl-treecontables.sht

VERIFY SCALE 0 1" Bar is one inch on original drawing. If not one inch on this sheet, adjust scale

SHEET TC-7

SEQ. 113

Tree Number	Species	Diameter at Breast Height (Inches)	Canopy Cover (Feet)	General Condition	Northing	Easting	Remove Y / N	Healthy Removed (Inches)	Mitigation Required (Inches)
151	Hackberry	13.0	10	Healthy	7022194.75	2611935.78	Y	13.0	6.5
152	Hackberry	11.5	15	Healthy	7022196.74	2611940.84	Y	11.5	5.8
153	Hackberry	18.0	15	Healthy	7022159.68	2611980.46	Y	18.0	9.0
154	Hackberry	11.5	8	Damaged	7022221.65	2611952.82	Y	0.0	0.0
155	Hackberry	18.0	16	Healthy	7022227.03	2611968.03	Y	18.0	9.0
156	Hackberry	12.5	14	Damaged	7022234.19	2611951.98	Y	0.0	0.0
157	Hackberry	19.0	16	Healthy	7022241.70	2611933.95	Y	19.0	9.5
158	Hackberry	14.5	15	Healthy	7022293.43	2611950.01	N	0.0	0.0
159	Eastern Red Cedar	11.5	18	Healthy	7022306.25	2611941.45	N	0.0	0.0
160	Eastern Red Cedar	12.0	18	Healthy	7022260.12	2612005.28	Y	12.0	6.0
161	Hercules-club	6.3	7	Healthy	7022232.80	2612013.75	Y	6.3	6.3
162	Hercules-club	6.8	10	Healthy	7022232.68	2612021.08	Y	6.8	6.8
163	Hercules-club	5.5	8	Healthy	7022200.77	2612025.22	Y	5.5	5.5
164	American Elm	12.2	20	Healthy	7022193.54	2612026.61	Y	12.2	12.2
165	American Elm	14.4	20	Healthy	7022176.48	2612012.15	Y	14.4	14.4
166	American Elm	15.0	25	Healthy	7022169.28	2612016.59	Y	15.0	15.0
167	Eastern Red Cedar	11.0	18	Healthy	7022153.27	2612066.63	Y	11.0	5.5
168	Eastern Red Cedar	12.8	18	Healthy	7022180.81	2612060.22	Y	12.8	6.4
169	American Elm	12.5	15	Healthy	7022124.05	2612069.12	Y	12.5	12.5
170	Eastern Red Cedar	13.2	20	Healthy	7022119.80	2612080.50	Y	13.2	6.6
171	American Elm	5.5	9	Healthy	7022117.34	2612103.02	Y	5.5	5.5
172	Bois d'Arc	12.1	20	Healthy	7022102.70	2612096.85	Y	12.1	0.0
173	American Elm	7.0	12	Healthy	7022103.01	2612120.85	Y	7.0	7.0
174	American Elm	6.4	9	Healthy	7022109.04	2612137.61	Y	6.4	6.4
175	American Elm	5.0	8	Healthy	7022108.14	2612143.36	Y	5.0	5.0
176	American Elm	4.1	7	Healthy	7022102.01	2612158.84	Y	4.1	4.1
177	American Elm	4.6	6	Healthy	7022116.00	2612157.42	Y	4.6	4.6
178	Cedar Elm	5.2	8	Healthy	7022068.27	2612216.70	Y	5.2	5.2
179	Cedar Elm	9.5	16	Healthy	7021967.72	2612323.84	Y	9.5	9.5
180	Hackberry	11.8	18	Healthy	7021933.89	2612330.32	Y	11.8	5.9
181	American Elm	4.1	6	Healthy	7021943.50	2612321.45	Y	4.1	4.1
182	American Elm	4.3	7	Healthy	7021954.01	2612326.43	Y	4.3	4.3
183	American Elm	7.5	10	Healthy	7021952.93	2612320.16	Y	7.5	7.5
184	American Elm	4.4	6	Healthy	7021946.50	2612313.76	Y	4.4	4.4
185	American Elm	4.8	8	Healthy	7021971.83	2612319.00	Y	4.8	4.8
186	American Elm	6.8	12	Healthy	7021980.61	2612301.43	Y	6.8	6.8
187	American Elm	9.5	10	Healthy	7021993.23	2612295.75	Y	9.5	9.5
188	Hackberry	13.0	16	Damaged	7022013.10	2612287.53	Y	0.0	0.0
189	American Elm	10.7	16	Healthy	7022045.13	2612283.43	Y	10.7	10.7
190	Hackberry	11.0	10	Damaged	7022019.50	2612281.14	Y	0.0	0.0
191	American Elm	5.7	8	Healthy	7022012.12	2612258.25	Y	5.7	5.7
192	American Elm	6.5	8	Healthy	7021997.92	2612255.32	Y	6.5	6.5
193	American Elm	7.0	10	Healthy	7022007.66	2612249.00	Y	7.0	7.0
194	American Elm	6.7	10	Healthy	7022008.02	2612248.33	Y	6.7	6.7
195	Cedar Elm	5.1	5	Healthy	7022002.87	2612238.70	Y	5.1	5.1
196	Cedar Elm	8.5	10	Healthy	7021999.46	2612227.36	Y	8.5	8.5
197	Hackberry	11.5	14	Healthy	7022050.73	2612253.30	Y	11.5	5.8
198	Cottonwood	21.4	16	Healthy	7021869.88	2612342.35	N	0.0	0.0
199	Hackberry	14.4	9	Damaged	7021887.31	2612380.83	N	0.0	0.0
200	Cedar Elm	12.2	16	Healthy	7021900.07	2612408.68	Y	12.2	12.2
201	American Elm	15.3	24	Healthy	7021938.60	2612402.14	Y	15.3	15.3
202	Cedar Elm	7.0	9	Healthy	7021943.51	2612394.64	Y	7.0	7.0
203	American Elm	4.8	7	Healthy	7021960.59	2612427.77	Y	4.8	4.8
204	Cedar Elm	6.3	10	Healthy	7021970.56	2612419.69	Y	6.3	6.3
205	Cedar Elm	5.2	9	Healthy	7021974.10	2612422.12	Y	5.2	5.2
206	Eastern Red Cedar	12.8	16	Healthy	7021962.54	2612453.10	Y	12.8	6.4
207	Green Ash	5.4	10	Healthy	7021867.38	2612414.54	N	0.0	0.0
208	Eastern Red Cedar	15.8	18	Healthy	7021873.33	2612433.56	Y	15.8	7.9
209	Cedar Elm	13.5	20	Healthy	7021848.84	2612429.84	N	0.0	0.0
210	Cedar Elm	5.2	7	Healthy	7021847.54	2612439.76	N	0.0	0.0
211	Cedar Elm	4.3	6	Healthy	7021842.81	2612457.22	N	0.0	0.0
212	American Elm	15.3	10	Healthy	7021835.19	2612478.45	N	0.0	0.0
213	Eastern Red Cedar	11.3	15	Healthy	7021858.88	2612549.18	Y	11.3	5.7
214	Hackberry	11.5	16	Healthy	7021721.40	2612540.97	N	0.0	0.0
215	Hackberry	13.0	20	Healthy	7021765.59	2612420.15	N	0.0	0.0
216	Eastern Red Cedar	11.0	16	Healthy	7021819.13	2612173.92	Y	11.0	5.5
217	Hackberry	11.0	16	Healthy	7022093.47	2611949.11	Y	11.0	5.5
218	Hackberry	16.0	16	Healthy	7022114.79	2611948.38	Y	16.0	8.0
219	Bois d'Arc	14.5	22	Healthy	7022135.39	2611922.11	Y	14.5	0.0
220	Hackberry	14.0	18	Healthy	7022063.99	2611626.71	Y	14.0	7.0
221	Honey-locust	11.1	14	Healthy	7022058.93	2611511.27	N	0.0	0.0
222	Hackberry	21.5	18	Damaged	7022140.51	2611526.54	Y	0.0	0.0
223	Hackberry	29.5	30	Damaged	7022166.26	2611537.71	Y	0.0	0.0
224	Hackberry	27.2	30	Damaged	7022172.85	2611538.41	Y	0.0	0.0
225	Hackberry	24.1	20	Healthy	7022132.68	2611529.74	Y	24.1	12.1

Tree Number	Species	Diameter at Breast Height (Inches)	Canopy Cover (Feet)	General Condition	Northing	Easting	Remove Y / N	Healthy Removed (Inches)	Mitigation Required (Inches)
226	Hackberry	22.9	18	Damaged	7022275.28	2611571.80	N	0.0	0.0
227	Black Willow	24.6	18	Healthy	7022274.74	2611663.53	Y	24.6	0.0
228	Hackberry	23.8	18	Healthy	7022055.38	2611618.22	Y	23.8	23.8
229	Hackberry	18.0	25	Healthy	7022040.77	2611630.17	Y	18.0	18.0
230	Hackberry	11.3	14	Healthy	7022051.37	2611644.97	Y	11.3	11.3
231	Bois d'Arc	46.7	30	Healthy	7022088.24	2611659.82	Y	46.7	0.0
232	Hackberry	17.2	20	Healthy	7022056.52	2611660.65	Y	17.2	8.6
233	Hackberry	20.3	22	Healthy	7022059.01	2611668.07	Y	20.3	10.1
234	Black Willow	22.2	18	Healthy	7022086.83	2611705.19	Y	22.2	0.0
235	Bois d'Arc	13.3	14	Healthy	7022068.38	2611718.30	Y	13.3	0.0
236	Hackberry	20.3	18	Healthy	7022066.38	2611717.14	Y	20.3	10.2
237	Hercules-club	5.2	9	Healthy	7022075.60	2611751.18	Y	5.2	5.2
238	Hackberry	15.9	20	Healthy	7022236.78	2611917.92	Y	15.9	8.0
239	Eastern Red Cedar	11.5	15	Healthy	7022348.52	2611936.77	N	0.0	0.0
240	Eastern Red Cedar	11.9	18	Healthy	7022366.17	2611941.50	N	0.0	0.0
241	Eastern Red Cedar	11.2	16	Healthy	7022418.41	2612015.45	N	0.0	0.0
242	Eastern Red Cedar	11.4	12	Healthy	7022426.69	2612065.73	N	0.0	0.0
243	Eastern Red Cedar	11.1	15	Healthy	7022398.83	2612065.55	N	0.0	0.0
244	Eastern Red Cedar	11.7	16	Healthy	7022098.10	2612375.85	Y	11.7	5.9
245	Hercules-club	4.8	9	Healthy	7021740.99	2612706.10	N	0.0	0.0
246	Hackberry	12.8	10	Damaged	7021720.38	2612760.31	N	0.0	0.0
247	Hackberry	11.8	12	Damaged	7021492.34	2612835.75	Y	0.0	0.0
248	Hackberry	15.1	16	Healthy	7021496.79	2612865.46	Y	15.1	7.6
249	Cedar Elm	19.3	22	Healthy	7021450.87	2612910.42	Y	19.3	19.3
250	American Elm	12.5	10	Healthy	7020925.69	2612701.19	Y	12.5	12.5
251	American Elm	4.4	9	Healthy	7020914.40	2612706.82	Y	4.4	4.4
252	Eastern Red Cedar	11.1	12	Healthy	7021559.14	2612967.00	Y	11.1	5.6
253	Eastern Red Cedar	12.4	15	Healthy	7021614.01	2612982.33	Y	12.4	6.2
254	American Elm	4.4	8	Healthy	7021632.18	2612995.01	Y	4.4	4.4
255	American Elm	5.5	9	Healthy	7021666.50	2612993.92	Y	5.5	5.5
256	Gum Bumelia	5.0	8	Healthy	7021666.74	2612993.71	Y	5.0	5.0
257	Eastern Red Cedar	11.8	13	Healthy	7021680.60	2612972.84	Y	11.8	5.9
258	Eastern Red Cedar	11.5	12	Healthy	7021696.54	2612985.27	Y	11.5	5.8
259	Gum Bumelia	4.9	5	Damaged	7021695.30	2612998.52	Y	0.0	0.0
260	Eastern Red Cedar	11.2	12	Healthy	7021745.96	2612966.39	Y	11.2	5.6
261	Eastern Red Cedar	13.9	18	Healthy	7021769.54	2612970.15	Y	13.9	7.0
262	Eastern Red Cedar	11.4	15	Healthy	7021763.31	2612979.19	Y	11.4	5.7
263	Eastern Red Cedar	11.2	18	Healthy	7021812.51	2612983.92	Y	11.2	5.6
264	Eastern Red Cedar	11.4	14	Healthy	7021847.04	2612831.33	Y	11.4	5.7
265	Eastern Red Cedar	12.2	16	Healthy	7022049.98	2612896.74	Y	12.2	6.1
266	Eastern Red Cedar	11.1	10	Healthy	7022082.16	2612892.38	Y	11.1	5.6
267	Hercules-club	6.2	10	Healthy	7022701.85	2612899.18	Y	6.2	6.2
268	Hercules-club	4.1	9	Healthy	7022698.82	2612873.07	N	0.0	0.0
269	Bois d'Arc	12.9	16	Healthy	7023347.22	2612964.60	Y	12.9	0.0
270	Hackberry	12.5	14	Healthy	7023338.58	2612948.72	Y	12.5	6.3
271	Hackberry	11.4	12	Healthy	7023301.96	2612942.63	Y	11.4	5.7
272	American Elm	5.9	6	Healthy	7023256.60	2612932.62	Y	5.9	5.9
273	Cedar Elm	4.7	8	Healthy	7023236.24	2612924.17	Y	4.7	4.7
274	Eastern Red Cedar	16.1	18	Healthy	7022868.71	2611922.43	N	0.0	0.0
275	Eastern Red Cedar	12.6	18	Healthy	7022674.33	2611928.29	N	0.0	0.0
276	Eastern Red Cedar	11.0	10	Healthy	7022265.96	2612226.57	Y	11.0	5.5
277	Eastern Red Cedar	12.3	18	Healthy	7022196.44	2612703.51	Y	12.3	6.2
278	Eastern Red Cedar	14.3	16	Healthy	7022192.29	2612773.61	Y	14.3	7.2
279	Cottonwood	12.2	10	Damaged	7021903.22	2613005.18	Y	0.0	0.0
280	Gum Bumelia	4.7	7	Healthy	7023373.32	2610327.28	Y	4.7	4.7
281	American Elm	6.0	7	Healthy	7020881.96	2612985.99	Y	6.0	6.0
282	American Elm	11.3	12	Healthy	7020852.27	2612987.30	Y	11.3	11.3
283	Hercules-club	9.4	10	Damaged	7020907.21	2612955.47	Y	0.0	0.0
284	Hercules-club	16.3	14	Healthy	7020920.66	2612971.95	Y	16.3	16.3
285	Hackberry	14.3	8	Damaged	7021281.83	2612987.05	Y	0.0	0.0
286	Hackberry	11.1	10	Healthy	7021276.50	2612962.99	Y	11.1	5.6
287	Hercules-club	6.3	8	Healthy	7021270.64	2612960.46	Y	6.3	6.3
288	Hackberry	15.0	12	Healthy	7021262.12	2612957.15	Y	15.0	7.5
289	Eastern Red Cedar	12.1	15	Healthy	7021252.26	2612982.96	Y	12.1	6.1
290	Hercules-club	6.3	10	Healthy	7021287.48	2612931.09	Y	6.3	6.3
291	American Elm	5.0	8	Healthy	7021258.13	2612931.29	Y	5.0	5.0
292	American Elm	6.8	9	Healthy	7021260.95	2612911.61	Y	6.8	6.8
293	Eastern Red Cedar	13.2	18	Healthy	7021270.76	2612874.35	Y	13.2	6.6
294	Eastern Red Cedar	11.5	13	Healthy	7021301.62	2612846.57	Y	11.5	5.8
295	Eastern Red Cedar	11.2	15	Healthy	7021295.46	2612811.76	Y	11.2	5.6
296	Eastern Red Cedar	11.7	16	Healthy	7021339.76	2612737.54	Y	11.7	5.9
297	Eastern Red Cedar	11.1	14	Healthy	7021366.64	2612716.96	Y	11.1	5.6
298	Eastern Red Cedar	11.6	18	Healthy	7021420.52	2612748.03	Y	11.6	5.8
299	Eastern Red Cedar	11.2	15	Healthy	7021416.54	2612714.72	Y	11.2	5.6
300	Eastern Red Cedar	11.2	20	Healthy	7021436.67	2612663.36	Y	11.2	5.6

FREESE AND NICHOLS, INC.
TEXAS REGISTERED ENGINEERING FIRM F-2144

STATE OF TEXAS
ALAN D. HENDRIK
69104
REGISTERED
PROFESSIONAL ENGINEER
07/26/2021

FREESE AND NICHOLS
2711 North Haskell Avenue, Suite 3300
Dallas, Texas 75204
Phone - (214) 217-2200
Fax - (214) 217-2201
Web - www.freese.com

ROCKWALL ECONOMIC DEVELOPMENT CORPORATION

RTP PHASE V INFRASTRUCTURE

CIVIL

TREE CONSERVATION PLAN TABLES

NO.	ISSUES	BY	DATE

F&N JOB NO. RKW19711
DATE JULY 2021
DESIGNED MW
DRAWN MW
REVISED
CHECKED ADH
FILE NAME cv-trt-pl-treecontables02.sht

VERIFY SCALE 0 — Bar is one inch on original drawing. If not one inch on this sheet, adjust scale

SHEET TC-8

SEQ. 114

MicroStation V8 User: 03752 Office: On Site
Plotter: HP DesignJet Plot Scale: 1 = 120.00 Date: Jul. 23, 2021 - 05:29:44 PM
Model: Default Project: Freese and Nichols, Inc. - Tree Type Fonts

Tree Number	Species	Diameter at Breast Height (Inches)	Canopy Cover (Feet)	General Condition	Northing	Easting	Remove Y / N	Healthy Removed (Inches)	Mitigation Required (Inches)
301	American Elm	4.3	6	Healthy	7021599.21	2612645.97	N	0.0	0.0
302	Hackberry	17.1	18	Healthy	7021683.99	2612669.07	N	0.0	0.0
303	Eastern Red Cedar	11.3	12	Healthy	7022139.64	2612273.06	Y	11.3	5.7
304	Hackberry	11.0	12	Healthy	7022022.98	2612176.19	Y	11.0	5.5
305	Eastern Red Cedar	11.3	14	Healthy	7021900.23	2612204.47	Y	11.3	5.7
306	Eastern Red Cedar	11.0	16	Healthy	7021596.86	2612124.07	N	0.0	0.0
307	Eastern Red Cedar	11.0	16	Healthy	7021504.04	2612119.78	N	0.0	0.0
308	American Elm	7.3	10	Healthy	7020980.30	2612717.78	Y	7.3	7.3
500	Eastern Red Cedar	12.3	16	Healthy	7021177.74	2611963.16	N	0.0	0.0
501	Eastern Red Cedar	13.3	15	Healthy	7021098.88	2611965.26	N	0.0	0.0
502	Eastern Red Cedar	13.9	16	Healthy	7020974.53	2611977.75	Y	13.9	7.0
503	Eastern Red Cedar	11.1	12	Healthy	7021399.10	2612048.43	N	0.0	0.0
504	Eastern Red Cedar	12.6	18	Healthy	7021483.37	2612073.84	N	0.0	0.0
505	Eastern Red Cedar	11.3	21	Healthy	7021497.36	2612037.20	N	0.0	0.0
506	Cedar Elm	5.1	6	Healthy	7021535.78	2611995.03	N	0.0	0.0
507	Eastern Red Cedar	11.0	16	Healthy	7021643.09	2611996.10	N	0.0	0.0
508	Gum Bumelia	4.7	4	Healthy	7021650.26	2611978.51	N	0.0	0.0
509	Eastern Red Cedar	11.8	18	Healthy	7021789.56	2611977.44	N	0.0	0.0
510	Eastern Red Cedar	11.3	18	Healthy	7021907.94	2611961.68	N	0.0	0.0
511	Cedar Elm	4.3	6	Healthy	7022035.25	2611979.51	Y	4.3	4.3
512	Eastern Red Cedar	13.3	16	Healthy	7021497.64	2612204.28	N	0.0	0.0
513	Eastern Red Cedar	11.2	12	Healthy	7021463.89	2612195.40	N	0.0	0.0
514	Hercules-club	4.2	9	Healthy	7020981.38	2611976.89	N	0.0	0.0
515	Eastern Red Cedar	11.2	17	Healthy	7021293.68	2612176.11	N	0.0	0.0
516	Eastern Red Cedar	12.9	15	Healthy	7021366.10	2612303.43	N	0.0	0.0
517	Cedar Elm	7.3	8	Healthy	7021398.99	2612431.49	Y	7.3	7.3
518	Cedar Elm	4.0	6	Healthy	7021697.15	2612406.96	N	0.0	0.0
519	Hackberry	14.3	10	Healthy	7021754.03	2612436.12	N	0.0	0.0
520	Hackberry	19.9	16	Healthy	7021782.36	2612435.46	N	0.0	0.0
521	Hackberry	12.7	12	Healthy	7021744.58	2612508.51	N	0.0	0.0
522	American Elm	10.1	15	Healthy	7021746.05	2612511.71	N	0.0	0.0
523	Hackberry	15.3	14	Healthy	7021720.69	2612486.06	N	0.0	0.0
524	American Elm	10.8	13	Healthy	7021712.15	2612524.92	N	0.0	0.0
525	Hackberry	27.9	18	Healthy	7021711.78	2612576.13	N	0.0	0.0
526	Hackberry	11.8	14	Healthy	7021687.39	2612572.54	N	0.0	0.0
527	American Elm	8.4	15	Healthy	7021687.04	2612617.40	N	0.0	0.0
528	Hackberry	11.0	12	Healthy	7021698.36	2612648.51	N	0.0	0.0
529	Hackberry	16.0	16	Healthy	7021644.96	2612606.85	N	0.0	0.0
530	Cedar Elm	4.9	7	Healthy	7021612.93	2612618.30	N	0.0	0.0
531	Hackberry	11.3	12	Healthy	7021563.58	2612675.12	N	0.0	0.0
532	Hackberry	25.6	22	Healthy	7021584.99	2612686.66	Y	25.6	51.2
533	Hackberry	26.4	19	Healthy	7021563.02	2612728.13	Y	26.4	52.8
534	Hercules-club	5.3	7	Healthy	7021497.28	2612746.63	Y	5.3	5.3
535	Eastern Red Cedar	12.4	16	Healthy	7021482.69	2612775.80	Y	12.4	6.2
536	American Elm	5.6	9	Healthy	7021503.36	2612812.24	Y	5.6	5.6
537	Hackberry	12.4	8	Damaged	7021456.38	2612810.65	Y	0.0	0.0
538	American Elm	5.1	12	Healthy	7021443.07	2612832.17	Y	5.1	5.1
539	Eastern Red Cedar	12.0	18	Healthy	7021434.12	2612802.05	Y	12.0	6.0
540	Cedar Elm	4.5	8	Healthy	7021434.76	2612808.53	Y	4.5	4.5
541	Hercules-club	7.6	12	Healthy	7021415.59	2612839.01	Y	7.6	7.6
542	Hackberry	11.3	15	Healthy	7021377.48	2612870.39	Y	11.3	5.7
543	Hackberry	33.4	20	Healthy	7021408.10	2612937.36	Y	33.4	66.8
544	Hackberry	17.3	18	Healthy	7021378.55	2612942.82	Y	17.3	8.6
545	Cedar Elm	14.1	14	Healthy	7021344.05	2612959.52	Y	14.1	14.1
546	Cedar Elm	4.3	6	Healthy	7021335.60	2612969.95	Y	4.3	4.3
547	Cedar Elm	5.2	8	Healthy	7021322.24	2612971.40	Y	5.2	5.2
548	Cedar Elm	4.0	7	Healthy	7021334.31	2612970.23	Y	4.0	4.0
549	Hercules-club	5.9	8	Healthy	7021303.75	2612982.38	Y	5.9	5.9
550	Cedar Elm	4.2	6	Healthy	7021321.38	2612939.47	Y	4.2	4.2
551	Cedar Elm	19.3	18	Healthy	7021020.03	2612610.03	Y	19.3	19.3
552	Cedar Elm	4.8	6	Healthy	7021180.36	2612804.11	Y	4.8	4.8
553	Cedar Elm	9.6	11	Healthy	7021203.14	2612835.42	Y	9.6	9.6
554	Eastern Red Cedar	11.3	18	Healthy	7021254.72	2612685.67	Y	11.3	5.7
555	Eastern Red Cedar	11.2	15	Healthy	7021577.38	2612360.22	Y	11.2	5.6
556	Eastern Red Cedar	11.9	12	Healthy	7022380.89	2611918.11	N	0.0	0.0
557	Cedar Elm	4.0	5	Healthy	7022555.01	2611956.57	N	0.0	0.0
558	Hackberry	11.2	14	Healthy	7021476.13	2612846.86	Y	11.2	5.6
559	Hackberry	16.4	12	Healthy	7021455.81	2612925.87	Y	16.4	8.2
700	Eastern Red Cedar	11.2	14	Healthy	7021501.22	2612595.27	N	0.0	0.0
701	Eastern Red Cedar	11.4	12	Healthy	7021455.80	2612605.71	Y	11.4	5.7
702	Eastern Red Cedar	11.2	12	Healthy	7021274.78	2612756.22	Y	11.2	5.6
703	Hackberry	22.6	14	Damaged	7020971.10	2612997.35	Y	0.0	0.0
704	Hackberry	11.3	14	Healthy	7020975.29	2612986.17	Y	11.3	5.7
705	Hackberry	11.0	12	Healthy	7020977.58	2612981.73	Y	11.0	5.5
706	Hackberry	11.5	10	Healthy	7020980.50	2612979.89	Y	11.5	5.8
706	Hackberry	11.5	10	Healthy	7020980.50	2612979.89	Y	11.5	5.8
707	Hackberry	15.2	15	Healthy	7020967.18	2612964.23	Y	15.2	7.6
708	Hackberry	17.2	24	Healthy	7020970.03	2612945.23	Y	17.2	8.6
709	Hackberry	16.9	15	Healthy	7020986.52	2612945.64	Y	16.9	8.5
710	Hackberry	11.0	10	Healthy	7020989.38	2612961.26	Y	11.0	5.5
711	Hackberry	14.4	18	Healthy	7020966.06	2612917.97	Y	14.4	7.2
712	Hackberry	14.6	12	Healthy	7020968.34	2612892.56	Y	14.6	7.3
713	Hackberry	13.5	12	Healthy	7020968.08	2612831.84	Y	13.5	6.8
714	Hackberry	11.6	10	Healthy	7020967.31	2612822.97	Y	11.6	5.8
715	Hercules-club	4.2	9	Healthy	7020979.75	2612826.04	Y	4.2	4.2
716	Hackberry	15.3	12	Healthy	7020966.80	2612761.10	Y	15.3	7.7
717	Hackberry	15.6	12	Healthy	7020955.42	2612754.11	Y	15.6	7.8
718	Hackberry	11.2	12	Healthy	7020971.32	2612782.46	Y	11.2	5.6
719	Cedar Elm	4.4	5	Healthy	7021550.71	2612993.43	Y	4.4	4.4
720	Eastern Red Cedar	11.0	10	Healthy	7021594.35	2612973.15	Y	11.0	5.5
721	American Elm	4.2	5	Healthy	7021589.00	2612994.46	Y	4.2	4.2
722	Eastern Red Cedar	13.2	10	Healthy	7021939.74	2612927.96	Y	13.2	6.6
723	Hercules-club	4.0	5	Healthy	7022057.05	2612804.26	Y	4.0	4.0
724	Hercules-club	7.3	6	Healthy	7022538.98	2612780.98	N	0.0	0.0
725	American Elm	4.6	5	Healthy	7022070.52	2611990.90	Y	4.6	4.6
726	Hackberry	11.3	12	Healthy	7022030.29	2612025.29	Y	11.3	5.7
727	Hackberry	12.7	10	Healthy	7022006.71	2612109.18	Y	12.7	6.4
728	American Elm	6.8	10	Healthy	7021955.54	2612128.27	Y	6.8	6.8
729	Hackberry	12.4	12	Damaged	7022013.24	2612083.77	Y	0.0	0.0
730	Hackberry	11.2	12	Healthy	7022008.40	2612080.73	Y	11.2	5.6
731	Eastern Red Cedar	11.0	12	Healthy	7021634.88	2612080.67	N	0.0	0.0
732	Eastern Red Cedar	11.1	12	Healthy	7021723.44	2612012.63	N	0.0	0.0
						Total Tree Mitigation		3082.9	2224.1

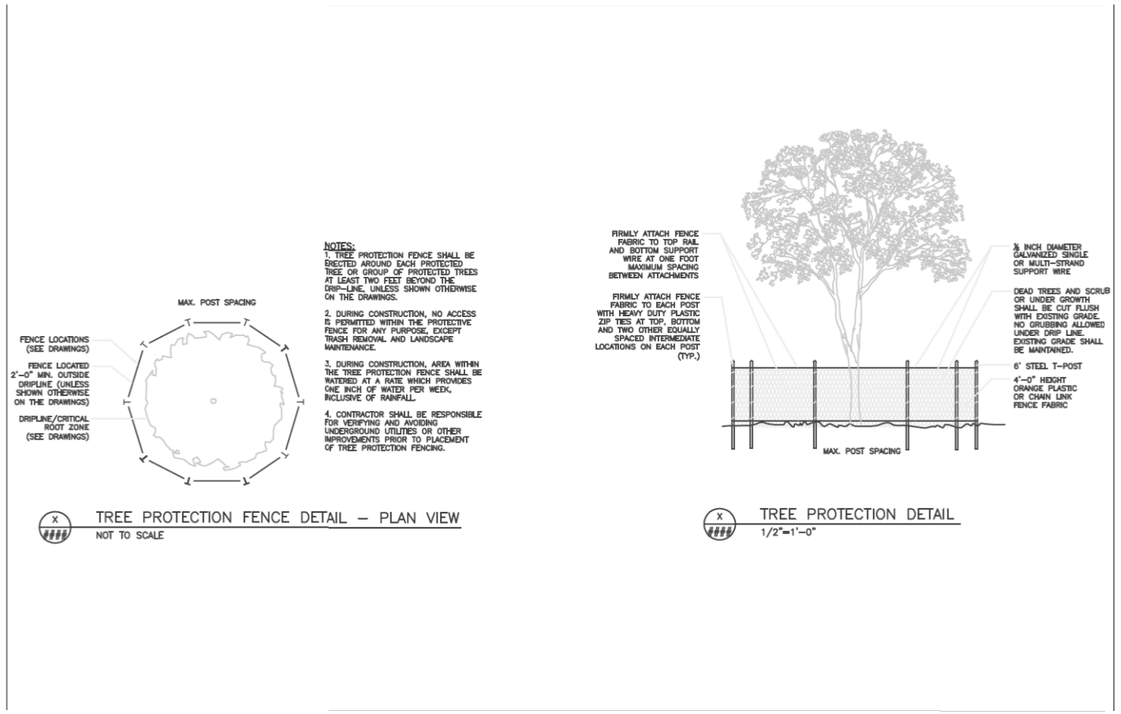

FREESE AND NICHOLS, INC.
TEXAS REGISTERED ENGINEERING FIRM F-2144

STATE OF TEXAS
ALAN D. HENDRIX
69194
REGISTERED PROFESSIONAL ENGINEER
07/26/2021

FREESE AND NICHOLS
2711 North Haskell Avenue, Suite 3300
Dallas, Texas 75204
Phone - (214) 217-2200
Fax - (214) 217-2201
Web - www.freese.com

ROCKWALL ECONOMIC DEVELOPMENT CORPORATION
RTP PHASE V INFRASTRUCTURE
CIVIL
TREE CONSERVATION PLAN TABLES

NO.	ISSUES	BY	DATE

F&N JOB NO. RKW19711
DATE JULY 2021
DESIGNED MW
DRAWN MW
REVISED
CHECKED ADH
FILE NAME cv-trt-pl-treecontables03.sht

VERIFY SCALE 0 1
Bar is one inch on original drawing.
If not one inch on this sheet, adjust scale

SHEET TC-9
SEQ. 115

MicroStation V8 User: 03752 Office: On Site
Plotter: J:\plot\Drawing\Environmental\cv-pl-treecontables03.sht Model: Default
Plot Style: J:\plot\Drawing\cv_color.tbl Project: Freese and Nichols, Inc.-Tree Tpe-Fonts
Plot Scale: 120.00 / 1 in.
Date: Jul. 23, 2021 - 05:29:18 PM

CITY OF ROCKWALL

PLANNING AND ZONING COMMISSION MEMORANDUM

PLANNING AND ZONING DEPARTMENT
385 S. GOLIAD STREET • ROCKWALL, TX 75087
PHONE: (972) 771-7745 • EMAIL: PLANNING@ROCKWALL.COM

TO:	Planning and Zoning Commission
FROM:	Henry Lee, *Planner*
DATE:	August 31, 2021
SUBJECT:	MIS2021-011; *Treescape Plan and Alternative Tree Mitigation Settlement Agreement for the REDC*

The applicant, Matt Wavering of Rockwall Economic Development Corporation (REDC), is requesting the approval of a Treescape Plan and Alternative Tree Mitigation Settlement Agreement. The subject property is located on a 137.448-acre tract of land (*Tracts 5 & 6 of the J. H. B. Jones Survey, Abstract No. 125*) generally located at the northwest corner of the intersection of Springer Road and Rochelle Road. The proposed Treescape Plan and Alternative Tree Mitigation Settlement Agreement indicate that: [*1*] 2,198.50 caliper inches of trees will be removed from the site, [*2*] 80-inches of trees will be planted in the future right-of-way of Discovery Boulevard, and [*3*] the franchise utilities will be relocated undergrounded in lieu of paying a $211,750.00 tree mitigation fee.

Based on the Treescape Plan the total tree mitigation balance is 2,117.50 caliper inches. If the applicant applied for the maximum tree preservation credit this would equate to them providing 1,677.80 inches of tree and a payment of $43,970.00 (*i.e. 2,117.5-inches x 20% = 439.70 x $100.00/Caliper Inch = $43,970.00*). In lieu of this method of mitigation the applicant has calculated the total cash value of the 2,117.50 caliper inches of tree to be $211,750.00 (*i.e. $100.00 x 2,117.50 = $211,750.00*). In addition, the applicant estimated the cost of undergrounding the existing utilities in accordance with the City's ordinances at $570,475.00. Based on this, the applicant is requesting to utilize the total cash value of the tree mitigation towards the undergrounding cost of the utilities. In this case the applicant is proposing to do this through an Alternative Tree Mitigation Settlement Agreement. According to Subsection 05(G), of Article 09, *Tree Preservation*, of the Unified Development Code (UDC) "… the City Council -- *upon recommendation from the Planning and Zoning Commission* -- may consider an alternative tree mitigation settlement agreement…" Staff should point out that within Chapter 7, *Community* Character, of the OURHometown Vision 2040 Comprehensive Plan, *Implementation Strategy #4* indicates that the City of Rockwall should "(I)dentify opportunities and explore possible incentives for the relocation of existing overhead utilities underground." That being said an Alternative Tree Mitigation Settlement Agreement is a discretionary decision for the City Council pending a recommendation from the Planning and Zoning Commission. In addition, the Planning and Zoning Commission is charged with acting upon Treescape Plans. Should the Planning and Zoning Commission have any questions concerning the applicants request, staff will be available at the meeting on *August 31, 2021*.

DEVELOPMENT APPLICATION

City of Rockwall
Planning and Zoning Department
385 S. Goliad Street
Rockwall, Texas 75087

STAFF USE ONLY
PLANNING & ZONING CASE NO.

NOTE: *THE APPLICATION IS NOT CONSIDERED ACCEPTED BY THE CITY UNTIL THE PLANNING DIRECTOR AND CITY ENGINEER HAVE SIGNED BELOW.*

DIRECTOR OF PLANNING:

CITY ENGINEER:

PLEASE CHECK THE APPROPRIATE BOX BELOW TO INDICATE THE TYPE OF DEVELOPMENT REQUEST [SELECT ONLY ONE BOX]:

PLATTING APPLICATION FEES:
- ☐ MASTER PLAT ($100.00 + $15.00 ACRE) [1]
- ☐ PRELIMINARY PLAT ($200.00 + $15.00 ACRE) [1]
- ☐ FINAL PLAT ($300.00 + $20.00 ACRE) [1]
- ☐ REPLAT ($300.00 + $20.00 ACRE) [1]
- ☐ AMENDING OR MINOR PLAT ($150.00)
- ☐ PLAT REINSTATEMENT REQUEST ($100.00)

SITE PLAN APPLICATION FEES:
- ☐ SITE PLAN ($250.00 + $20.00 ACRE) [1]
- ☐ AMENDED SITE PLAN/ELEVATIONS/LANDSCAPING PLAN ($100.00)

ZONING APPLICATION FEES:
- ☐ ZONING CHANGE ($200.00 + $15.00 ACRE) [1]
- ☐ SPECIFIC USE PERMIT ($200.00 + $15.00 ACRE) [1]
- ☐ PD DEVELOPMENT PLANS ($200.00 + $15.00 ACRE) [1]

OTHER APPLICATION FEES:
- ☐ TREE REMOVAL ($75.00)
- ☒ VARIANCE REQUEST ($100.00)

NOTES:
[1]: IN DETERMINING THE FEE, PLEASE USE THE EXACT ACREAGE WHEN MULTIPLYING BY THE PER ACRE AMOUNT. FOR REQUESTS ON LESS THAN ONE ACRE, ROUND UP TO ONE (1) ACRE.

PROPERTY INFORMATION [PLEASE PRINT]

ADDRESS			
SUBDIVISION	Rockwall Technology Park Phase V	LOT	BLOCK
GENERAL LOCATION	East of Data Drive, West of Rochell Rd, North of SH-276		

ZONING, SITE PLAN AND PLATTING INFORMATION [PLEASE PRINT]

CURRENT ZONING		CURRENT USE	
PROPOSED ZONING		PROPOSED USE	
ACREAGE	LOTS [CURRENT]	LOTS [PROPOSED]	

☐ ***SITE PLANS AND PLATS:*** *BY CHECKING THIS BOX YOU ACKNOWLEDGE THAT DUE TO THE PASSAGE OF HB3167 THE CITY NO LONGER HAS FLEXIBILITY WITH REGARD TO ITS APPROVAL PROCESS, AND FAILURE TO ADDRESS ANY OF STAFF'S COMMENTS BY THE DATE PROVIDED ON THE DEVELOPMENT CALENDAR WILL RESULT IN THE DENIAL OF YOUR CASE.*

OWNER/APPLICANT/AGENT INFORMATION [PLEASE PRINT/CHECK THE PRIMARY CONTACT/ORIGINAL SIGNATURES ARE REQUIRED]

☒ OWNER	Rockwall Economic Development Corp.	☐ APPLICANT	
CONTACT PERSON	Matt Wavering	CONTACT PERSON	
ADDRESS	2610 Observation Trl Suite 104	ADDRESS	
CITY, STATE & ZIP	Rockwall, TX 75032	CITY, STATE & ZIP	
PHONE	972-772-0025	PHONE	
E-MAIL	mwavering@rockwalledc.com	E-MAIL	

NOTARY VERIFICATION [REQUIRED]

BEFORE ME, THE UNDERSIGNED AUTHORITY, ON THIS DAY PERSONALLY APPEARED Matt Wavering [OWNER] THE UNDERSIGNED, WHO STATED THE INFORMATION ON THIS APPLICATION TO BE TRUE AND CERTIFIED THE FOLLOWING:

"I HEREBY CERTIFY THAT I AM THE OWNER FOR THE PURPOSE OF THIS APPLICATION; ALL INFORMATION SUBMITTED HEREIN IS TRUE AND CORRECT; AND THE APPLICATION FEE OF $ 100, TO COVER THE COST OF THIS APPLICATION, HAS BEEN PAID TO THE CITY OF ROCKWALL ON THIS THE 2nd DAY OF August, 2021. BY SIGNING THIS APPLICATION, I AGREE THAT THE CITY OF ROCKWALL (I.E. "CITY") IS AUTHORIZED AND PERMITTED TO PROVIDE INFORMATION CONTAINED WITHIN THIS APPLICATION TO THE PUBLIC. THE CITY IS ALSO AUTHORIZED AND PERMITTED TO REPRODUCE ANY COPYRIGHTED INFORMATION SUBMITTED IN CONJUNCTION WITH THIS APPLICATION, IF SUCH REPRODUCTION IS ASSOCIATED OR IN RESPONSE TO A REQUEST FOR PUBLIC INFORMATION."

GIVEN UNDER MY HAND AND SEAL OF OFFICE ON THIS THE 2nd DAY OF August, 2021.

OWNER'S SIGNATURE [signature]

NOTARY PUBLIC IN AND FOR THE STATE OF TEXAS JHammonds

JENNIFER L. HAMMONDS
Notary Public, State of Texas
ID # 13230083-8
My Comm. Exp. 01-06-2024

MY COMMISSION EXPIRES 1/6/24

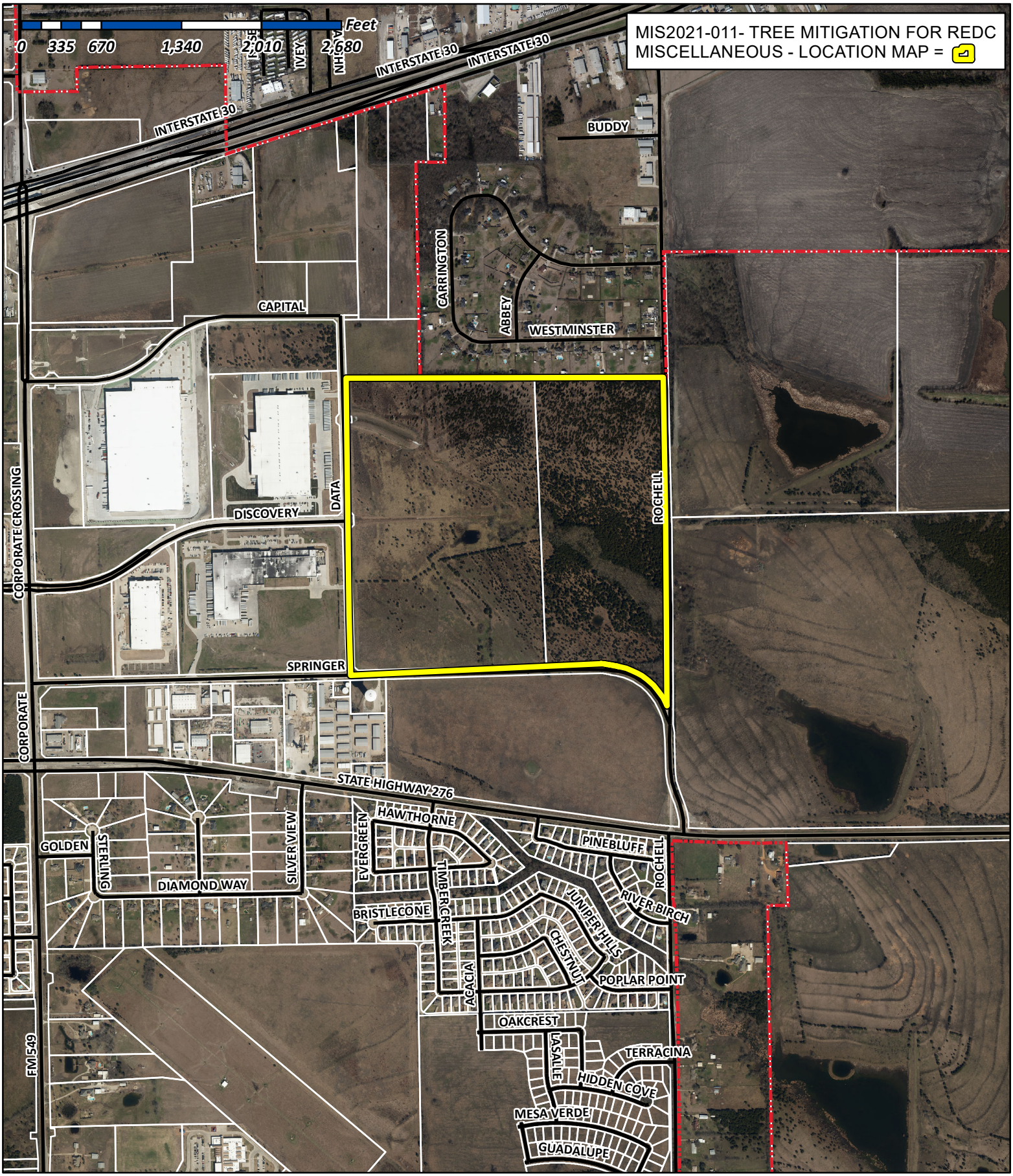

City of Rockwall

Planning & Zoning Department
385 S. Goliad Street
Rockwall, Texas 75032
(P): (972) 771-7745
(W): www.rockwall.com

ROCKWALL
Economic Development Corporation

August 2, 2021

Mr. Ryan Miller
Planning Director
City of Rockwall
385 S. Goliad
Rockwall, TX 75087

Re: Tree Mitigation Waiver Request

Mr. Miller:

The Rockwall Economic Development Corporation plans to install horizontal infrastructure to develop Phase V of the Rockwall Technology Park. Plans include new roadways, public and franchise utilities, a stormwater system, and regional detention pond to open up the future development of approximately 200 acres of Light Industrial zoned land. The proposed online regional detention pond design utilizes the existing contours and natural creek alignment of the existing floodplain. This design will maintain the natural conveyance of flow, limit the amount of grading required, and preserve as many existing mature trees as possible while contributing to the natural wetland prairie aesthetic. The attached tree conservation plan illustrates the proposed project and the trees that will be impacted or protected.

The grading and paving work associated with the above infrastructure will displace roughly 2,224 caliper inches of existing protected trees, as calculated in accordance with the City of Rockwall's tree preservation ordinance. The Rockwall EDC will plant 80 caliper inches of replacement trees in the new Discovery Blvd median to offset the displaced trees, but the net impact will require mitigation of approximately 2,144 caliper inches. In lieu of additional replacement trees, the REDC would be responsible to contribute approximately $215,000 to the tree preservation fund.

Considering that the Rockwall EDC is publicly funded and will utilize the issuance of public infrastructure bonds to fund the project, we would like to propose an alternative that may have a greater aesthetic impact. Three franchise utility providers – Oncor Electric, Farmers Electric Cooperative, and Suddenlink Communications – have existing overhead lines running adjacent to Springer Rd and Rochell Rd. The infrastructure project includes widening and improving both of those roadways. In lieu of the funds for tree mitigation, the Rockwall EDC proposes paying to underground those franchise utilities at an estimated cost of $570,475. Moving these lines underground before the development of the lots will create a more aesthetically pleasing business park consistent with earlier phases of the development. We believe that this will help further the Rockwall EDC's mission of broadening and diversifying the tax base through new business attraction, land acquisition and development, progressive infrastructure, corporate business expansion, and job creation.

We respectfully request that the Planning & Zoning Commission consider approval of the

attached Tree Conservation Plan and that the Rockwall City Council consider granting a waiver of the contribution to the tree preservation fund.

Sincerely,

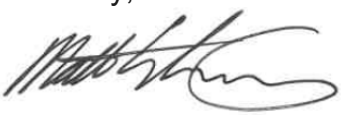

Matt Wavering
Director of Project Development

attachments

N

0 125' 250' 500'
SCALE IN FEET

FREESE AND NICHOLS, INC.
TEXAS REGISTERED ENGINEERING FIRM F-2144

STATE OF TEXAS
ALAN D. HENDRIX
69104
PROFESSIONAL ENGINEER
REGISTERED
7/26/2021

FREESE AND NICHOLS
2711 North Haskell Avenue, Suite 3300
Dallas, Texas 75204
Phone: (214) 217-2200
Fax: (214) 217-2201
Web - www.freese.com

ROCKWALL ECONOMIC DEVELOPMENT CORPORATION
RTP PHASE V INFRASTRUCTURE

OVERALL TREE CONSERVATION MAP

F&N JOB NO.	RKW19711
DATE	JULY 2021
DESIGNED	MW
DRAWN	MW
REVISED	
CHECKED	
FILE NAME	cv-trt-pl-tcmap01.sht

NO.	ISSUES	BY	DATE

VERIFY SCALE
0 1
Bar is one inch on original drawing.
If not one inch on this sheet, adjust scale

SHEET
TC-1

SEQ.
107

MicroStation V8 User: 03752 Office: On Site
Plotter: N:\IF\Drawings\Environmental\cv-trt-pl-tcmap01.sht
Plot Scale: 500.0000 Y / 1 in.
Date: Jul. 23, 2021 - 05:28:19 PM
Model: Default
Project: Freese and Nichols, Inc.-True Type Fonts

Office: On Site Date: Jul. 23, 2021 - 05:28:19 PM User: 03752 File: N:\IF\Drawings\Environmental\cv-trt-pl-tcmap01.sht

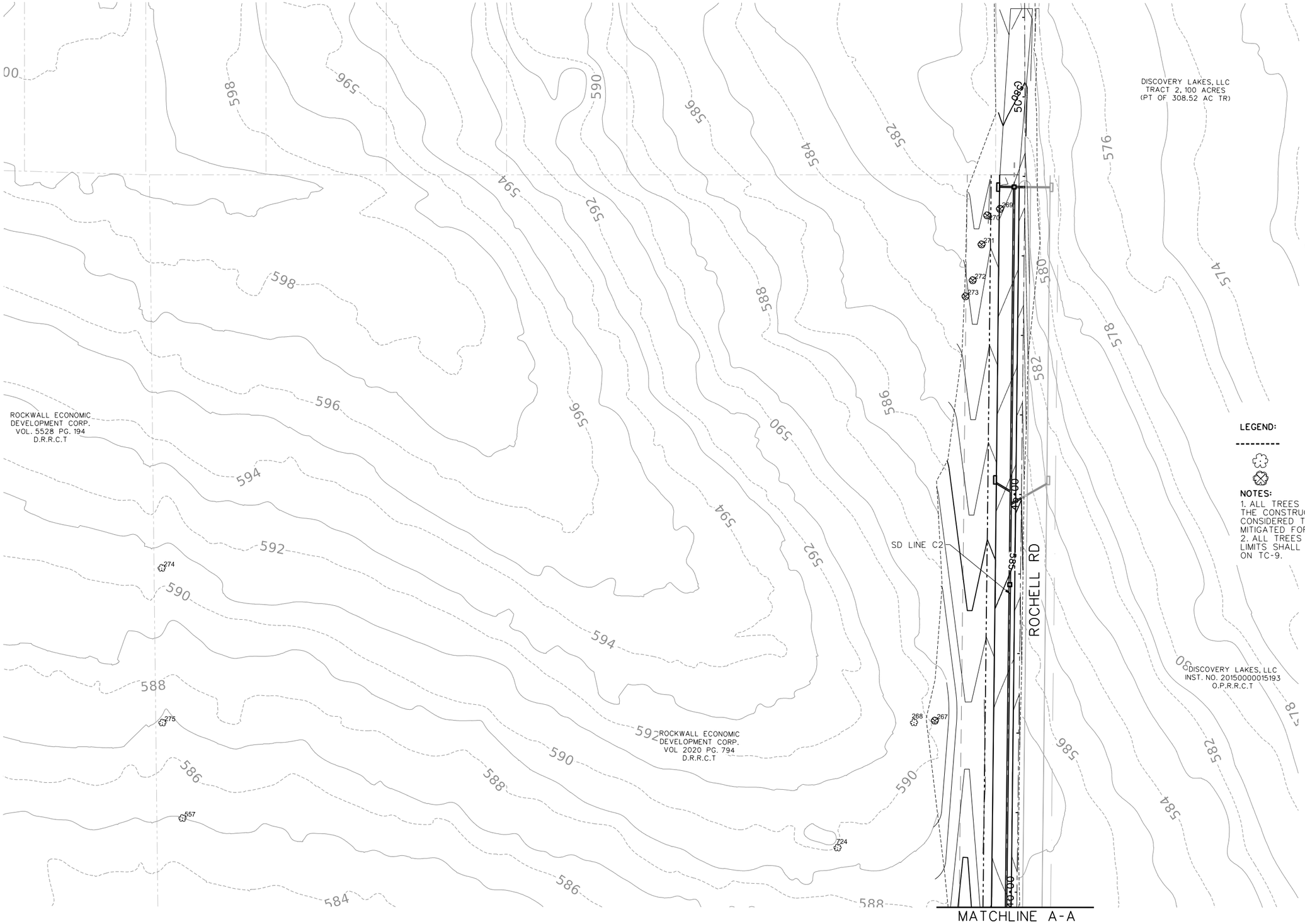

LEGEND:

- CONSTRUCTION LIMITS
- TREE
- TREE REMOVAL

NOTES:

1. ALL TREES THAT FALL WITHIN THE CONSTRUCTION LIMITS ARE CONSIDERED TO BE REMOVED AND MITIGATED FOR.
2. ALL TREES OUTSIDE THE CONSTRUCTION LIMITS SHALL BE PROTECTED PER DETAIL ON TC-9.

FREESE AND NICHOLS, INC.
TEXAS REGISTERED ENGINEERING FIRM F-2144

STATE OF TEXAS
ALAN D. HENDRIX
61798
REGISTERED PROFESSIONAL ENGINEER
7/26/2021

FREESE AND NICHOLS
2711 North Haskell Avenue, Suite 3300
Dallas, Texas 75204
Phone - (214) 217-2200
Fax - (214) 217-2201
Web - www.freese.com

ROCKWALL ECONOMIC DEVELOPMENT CORPORATION

RTP PHASE V INFRASTRUCTURE

CIVIL

TREE CONSERVATION PLAN

NO.	ISSUES	BY	DATE

F&N JOB NO.	RKW19711
DATE	JULY 2021
DESIGNED	MW
DRAWN	MW
REVISED	
CHECKED	ADH
FILE NAME	cv-trt-pl-treecon01.sht

VERIFY SCALE Bar is one inch on original drawing. If not one inch on this sheet, adjust scale

SHEET
TC-2

SEQ.
108

MicroStation V8 User: 03752 Office: On Site
File: N:\jf\Drawings\Environmental\cv-trt-pl-treecon01.sht
Plotter: JJ-Phaser 8560DN PS, 8x11PS-NoMargin-PDF
Plot Scale: 119.9595 ' / In.
Date: Jul. 23, 2021 - 05:35:55 PM
Model: Default
Projects: Freese and Nichols, Inc. - True Type Fonts

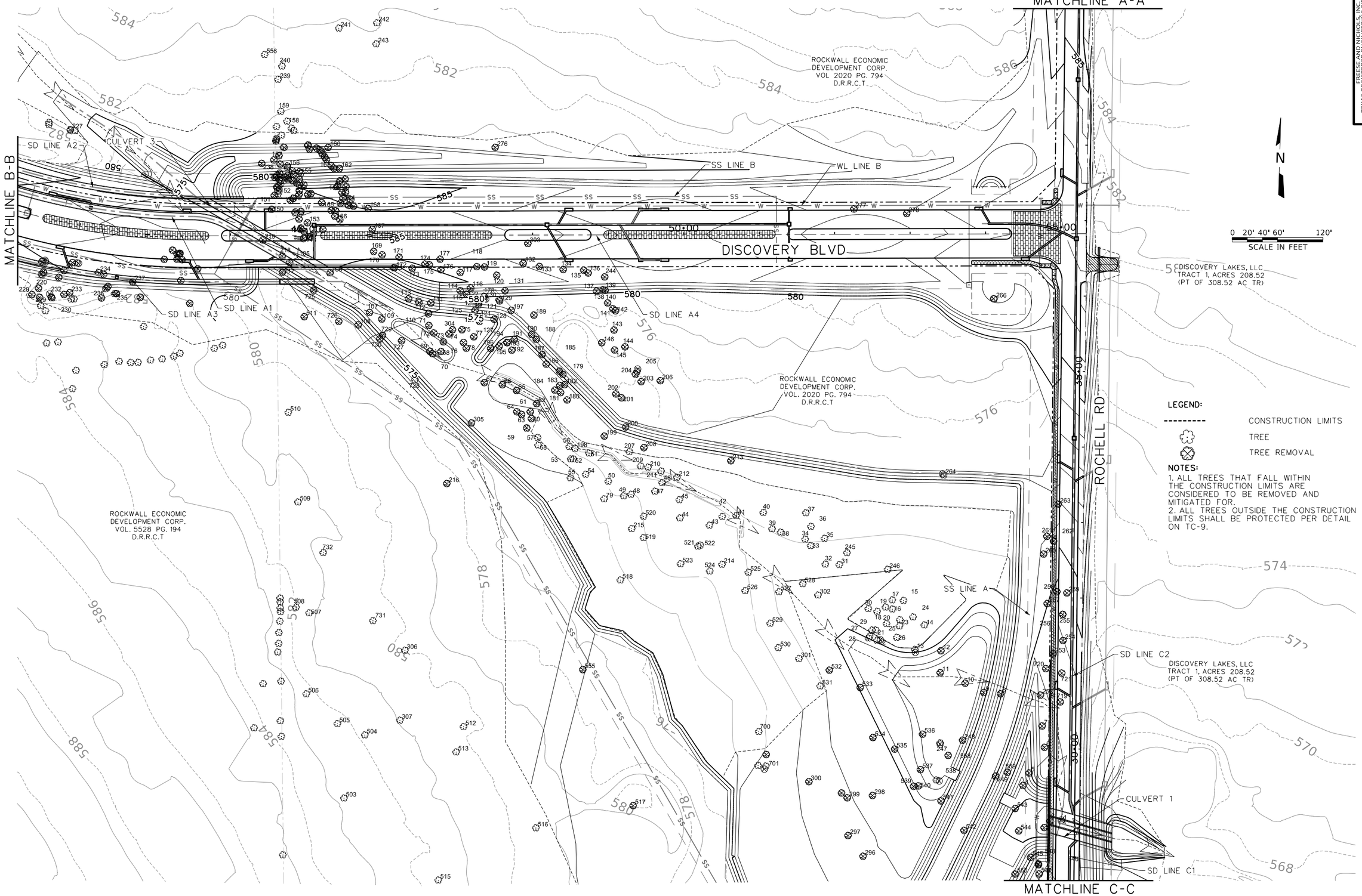

LEGEND:

- CONSTRUCTION LIMITS
- TREE
- TREE REMOVAL

NOTES:

1. ALL TREES THAT FALL WITHIN THE CONSTRUCTION LIMITS ARE CONSIDERED TO BE REMOVED AND MITIGATED FOR.
2. ALL TREES OUTSIDE THE CONSTRUCTION LIMITS SHALL BE PROTECTED PER DETAIL ON TC-9.

FREESE AND NICHOLS, INC.
TEXAS REGISTERED ENGINEERING FIRM F-2144

ALAN D. HENDRIX
66798
REGISTERED PROFESSIONAL ENGINEER
7/26/2021

FREESE AND NICHOLS
2711 North Haskell Avenue, Suite 3300
Dallas, Texas 75204
Phone - (214) 217-2200
Fax - (214) 217-2201
Web - www.freese.com

ROCKWALL ECONOMIC DEVELOPMENT CORPORATION

RTP PHASE V INFRASTRUCTURE

CIVIL

TREE CONSERVATION PLAN

F&N JOB NO.	RKW19711
DATE	JULY 2021
DESIGNED	MW
DRAWN	MW
REVISED	
CHECKED	ADH
FILE NAME	cv-trt-pl-treecono2.sht

NO.	ISSUES	BY	DATE

VERIFY SCALE Bar is one inch on original drawing. If not one inch on this sheet, adjust scale

0 1

SHEET
TC-3

SEQ.
109

MicroStation V8 User: 03752 Office: On Site
File: N:\jif\Drawings\Environmental\cv-trt-pl-treecono2.sht
Plotter: pipPlotdrv_V8.tt(PDF_File(PDF-Mono.pltcfg
Plot Area: Active Viewport Model: Default
Date: Jul. 23, 2021 - 05:34:49 PM Project: - Freese and Nichols, Inc. - True Type Fonts

Office: On Site Date: Jul. 23, 2021 - 05:34:49 PM User: 03752 File: N:\jif\Drawings\Environmental\cv-trt-pl-treecono2.sht

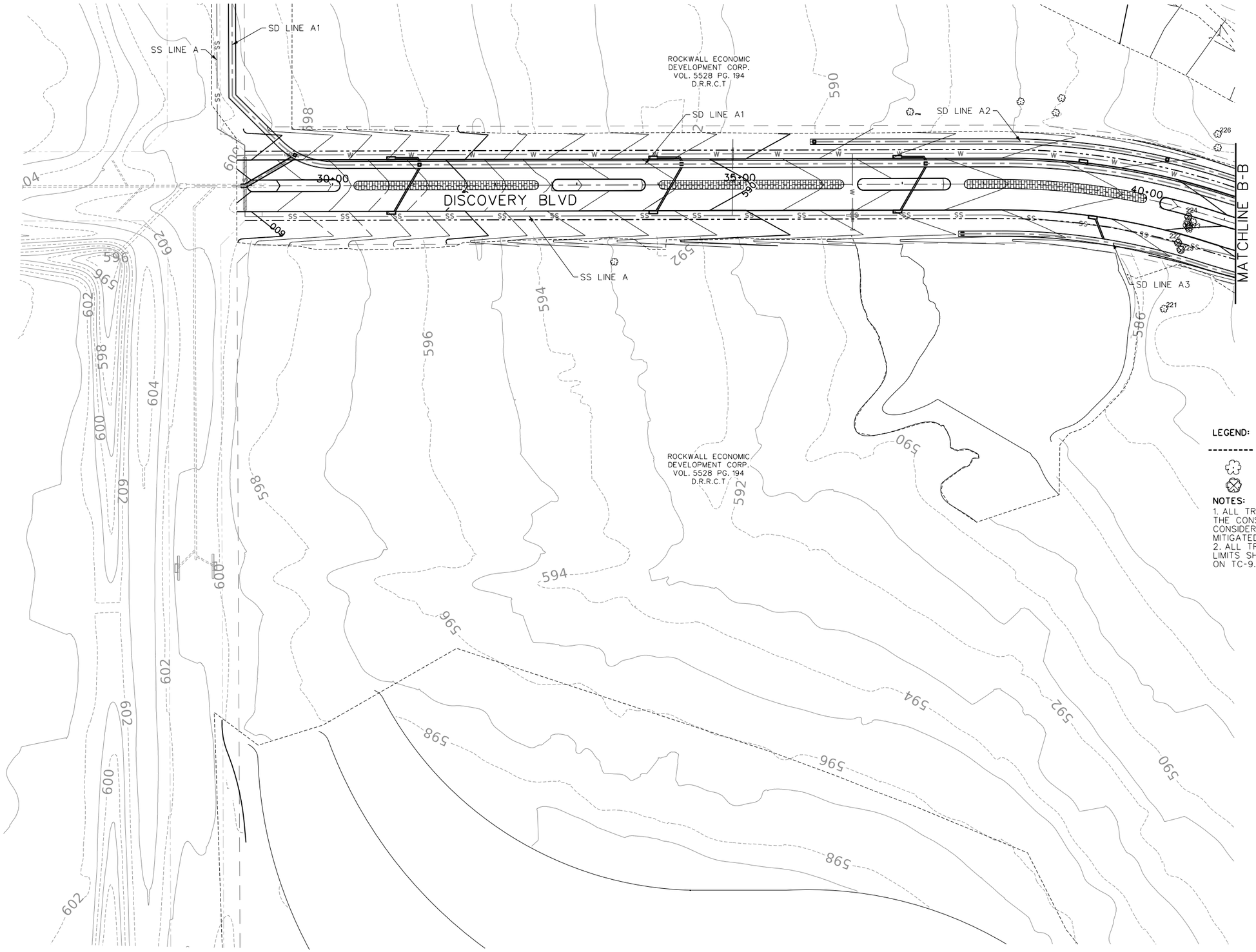

LEGEND:

- CONSTRUCTION LIMITS
- TREE
- TREE REMOVAL

NOTES:

1. ALL TREES THAT FALL WITHIN THE CONSTRUCTION LIMITS ARE CONSIDERED TO BE REMOVED AND MITIGATED FOR.
2. ALL TREES OUTSIDE THE CONSTRUCTION LIMITS SHALL BE PROTECTED PER DETAIL ON TC-9.

FREESE AND NICHOLS, INC.
TEXAS REGISTERED ENGINEERING FIRM F-2144

STATE OF TEXAS
ALAN D. HENDRIX
69104
REGISTERED PROFESSIONAL ENGINEER
7/26/2021

FREESE AND NICHOLS
2711 North Haskell Avenue, Suite 3300
Dallas, Texas 75204
Phone - (214) 217-2200
Fax - (214) 217-2201
Web - www.freese.com

ROCKWALL ECONOMIC DEVELOPMENT CORPORATION

RTP PHASE V INFRASTRUCTURE

CIVIL

TREE CONSERVATION PLAN

NO.	ISSUES	BY	DATE

F&N JOB NO. RKW19711
DATE JULY 2021
DESIGNED MW
DRAWN MW
REVISED
CHECKED ADH
FILE NAME cv-trt-pl-treecon03.sht

VERIFY SCALE Bar is one inch on original drawing. If not one inch on this sheet, adjust scale

SHEET TC-4

SEQ. 110

MicroStation V8 User: 03752 Office: On Site
Plotter: J:\Plotter\Adobe PDF Printer.pltcfg Model: Default
Plot Scale: 120.00 ' / in. Project: Freese and Nichols, Inc.--Trueo Type Fonts
Date: Jul. 23, 2021 - 05:29:08 PM

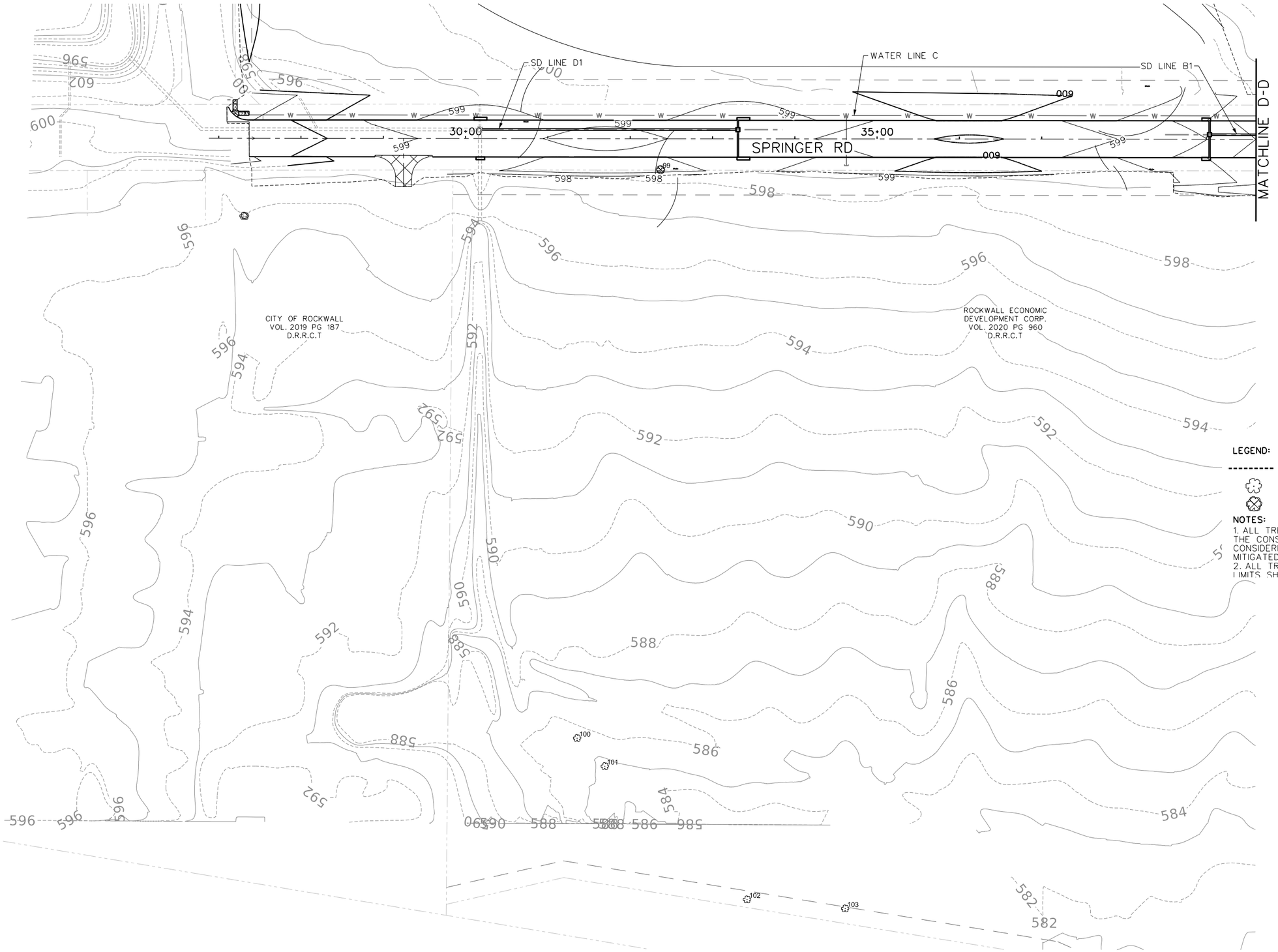

LEGEND:

---------	CONSTRUCTION LIMITS
✿	TREE
⊗	TREE REMOVAL

NOTES:

1. ALL TREES THAT FALL WITHIN THE CONSTRUCTION LIMITS ARE CONSIDERED TO BE REMOVED AND MITIGATED FOR.
2. ALL TREES OUTSIDE THE CONSTRUCTION LIMITS SHALL BE PROTECTED PER DETAIL

FREESE AND NICHOLS, INC.
TEXAS REGISTERED ENGINEERING FIRM F-2144

STATE OF TEXAS
ALAN D. HENDRIX
69194
PROFESSIONAL ENGINEER
7/26/2021

FREESE AND NICHOLS
2711 North Haskell Avenue, Suite 3300
Dallas, Texas 75204
Phone: (214) 217-2200
Fax: (214) 217-2201
Web - www.freese.com

ROCKWALL ECONOMIC DEVELOPMENT CORPORATION

RTP PHASE V INFRASTRUCTURE

CIVIL

TREE CONSERVATION PLAN

NO.	ISSUES	BY	DATE

F&N JOB NO.	RKW19711
DATE	JULY 2021
DESIGNED	MW
DRAWN	MW
REVISED	
CHECKED	ADH
FILE NAME	cv-trt-pl-treecon04.sht

VERIFY SCALE Bar is one inch on original drawing. If not one inch on this sheet, adjust scale

SHEET
TC-5

SEQ.
111

MicroStation V8 User: 03752 Office: On Site
Plotter: jjjPlotter - Xerox 6204 Model: Default
Plot Scale: 120.000 ' / in. Project: Freese and Nichols, Inc. - True Type Fonts
Date: Jul. 23, 2021 - 05:29:21 PM

Office: On Site Date: Jul. 23, 2021 - 05:29:21 PM User: 03752 File: N:\IF\Drawings\Environmental\cv-trt-pl-treecon04.sht

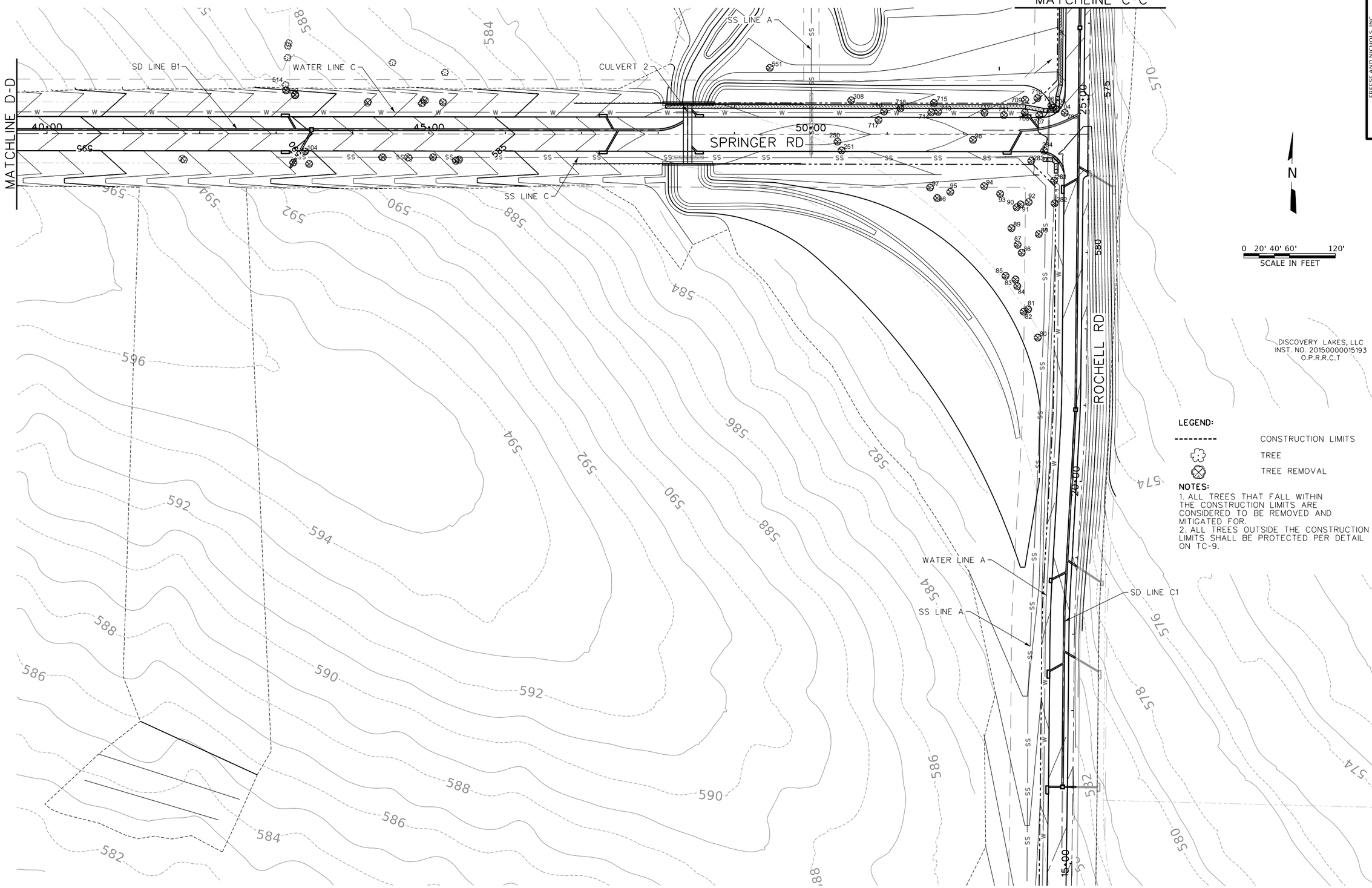

LEGEND:

- CONSTRUCTION LIMITS
- TREE
- TREE REMOVAL

NOTES:

1. ALL TREES THAT FALL WITHIN THE CONSTRUCTION LIMITS ARE CONSIDERED TO BE REMOVED AND MITIGATED FOR.
2. ALL TREES OUTSIDE THE CONSTRUCTION LIMITS SHALL BE PROTECTED PER DETAIL ON TC-9.

FREESE AND NICHOLS, INC.
TEXAS REGISTERED ENGINEERING FIRM F-2144

STATE OF TEXAS
ALAN D. HENDRIX
69484
REGISTERED
PROFESSIONAL ENGINEER
07/26/2021

FREESE AND NICHOLS
2711 North Haskell Avenue, Suite 3300
Dallas, Texas 75204
Phone - (214) 217-2200
Fax - (214) 217-2201
Web - www.freese.com

ROCKWALL ECONOMIC DEVELOPMENT CORPORATION

RTP PHASE V INFRASTRUCTURE

CIVIL

TREE CONSERVATION PLAN

F&N JOB NO.	RKW19711
DATE	JULY 2021
DESIGNED	MW
DRAWN	MW
REVISED	
CHECKED	ADH
FILE NAME	cv-trt-pl-treecon05.sht

NO.	ISSUES	BY	DATE

VERIFY SCALE Bar is one inch on original drawing. If not one inch on this sheet, adjust scale

SHEET
TC-6

SEQ.
112

MicroStation V8 User: 03752 Office: On Site
Plotter: J:\Plotters\Xerox\Phaser_7400DP.Microsoft PS
Plot Scale: 120.0000 ' / in.
Date: Jul. 23, 2021 - 05:29:33 PM
Model: Default
Project: Freese and Nichols, Inc.--True Type Fonts

Tree Number	Species	Diameter at Breast Height (Inches)	Canopy Cover (Feet)	General Condition	Northing	Easting	Remove Y / N	Healthy Removed (Inches)	Mitigation Required (Inches)
1	Black Willow	14.1	16	Healthy	7021392.84	2612999.18	Y	14.1	0.0
2	Cedar Elm	14.5	18	Healthy	7021392.69	2612983.82	Y	14.5	14.5
3	Hackberry	11.4	12	Healthy	7021383.87	2612976.42	Y	11.4	5.7
4	Hackberry	13.6	16	Healthy	7021438.96	2612947.02	Y	13.6	6.8
5	Hackberry	12.3	14	Healthy	7021455.58	2612954.60	Y	12.3	6.2
6	Hackberry	13.4	17	Healthy	7021490.14	2612974.08	Y	13.4	6.7
7	Cedar Elm	5.9	8	Healthy	7021518.24	2612970.22	Y	5.9	5.9
8	Hackberry	15.3	18	Healthy	7021559.52	2612914.12	Y	15.3	7.7
9	Hackberry	15.9	18	Healthy	7021560.62	2612891.78	Y	15.9	8.0
10	Hackberry	15.5	18	Healthy	7021572.35	2612866.93	Y	15.5	7.8
11	Cedar Elm	4.8	7	Healthy	7021585.37	2612833.55	Y	4.8	4.8
12	Cedar Elm	8.3	12	Healthy	7021614.42	2612833.73	Y	8.3	8.3
13	Cedar Elm	18.2	20	Healthy	7021615.19	2612799.27	Y	18.2	18.2
14	American Elm	23.7	21	Healthy	7021647.97	2612810.95	N	0.0	0.0
15	Cedar Elm	9.9	12	Healthy	7021679.60	2612782.44	N	0.0	0.0
16	Cedar Elm	19.3	24	Healthy	7021667.94	2612768.03	N	0.0	0.0
17	American Elm	6.5	12	Healthy	7021680.00	2612767.70	N	0.0	0.0
18	Cedar Elm	4.3	9	Healthy	7021664.37	2612747.92	N	0.0	0.0
19	Hackberry	11.0	15	Healthy	7021670.25	2612758.88	N	0.0	0.0
20	Cedar Elm	8.9	14	Healthy	7021648.39	2612760.76	N	0.0	0.0
21	Cedar Elm	21.7	24	Healthy	7021639.62	2612746.75	N	0.0	0.0
22	Cedar Elm	12.2	15	Healthy	7021626.11	2612748.75	Y	12.2	12.2
23	Cedar Elm	5.0	9	Healthy	7021654.03	2612778.17	N	0.0	0.0
24	Cedar Elm	6.6	12	Healthy	7021658.19	2612795.61	N	0.0	0.0
25	Cedar Elm	5.8	9	Healthy	7021645.83	2612778.03	N	0.0	0.0
26	Cedar Elm	5.4	9	Healthy	7021630.58	2612774.74	N	0.0	0.0
27	Cedar Elm	4.0	7	Healthy	7021631.17	2612738.86	Y	4.0	4.0
28	Cedar Elm	6.2	11	Healthy	7021628.70	2612737.49	Y	6.2	6.2
29	Hackberry	11.8	17	Healthy	7021639.45	2612741.86	N	0.0	0.0
30	Cedar Elm	4.6	9	Healthy	7021667.78	2612736.16	N	0.0	0.0
31	Hackberry	12.2	16	Healthy	7021724.84	2612696.35	N	0.0	0.0
32	Hackberry	11.4	16	Healthy	7021725.11	2612677.74	N	0.0	0.0
33	Cedar Elm	9.6	15	Healthy	7021749.13	2612657.65	N	0.0	0.0
34	Hackberry	12.8	18	Healthy	7021757.48	2612650.29	N	0.0	0.0
35	Cedar Elm	7.5	14	Healthy	7021759.21	2612675.81	N	0.0	0.0
36	Cedar Elm	6.2	10	Healthy	7021774.62	2612657.47	N	0.0	0.0
37	Cedar Elm	5.1	12	Healthy	7021792.46	2612650.20	N	0.0	0.0
38	Hackberry	23.1	17	Healthy	7021765.96	2612617.43	N	0.0	0.0
39	Hackberry	11.2	14	Healthy	7021770.12	2612606.04	N	0.0	0.0
40	Cedar Elm	4.9	7	Healthy	7021791.46	2612593.88	N	0.0	0.0
41	Cedar Elm	4.2	6	Healthy	7021786.37	2612558.06	N	0.0	0.0
42	Hackberry	12.1	18	Healthy	7021784.77	2612539.75	N	0.0	0.0
43	Cedar Elm	18.1	18	Healthy	7021772.73	2612523.05	N	0.0	0.0
44	Cedar Elm	8.0	13	Healthy	7021781.35	2612483.73	N	0.0	0.0
45	Hackberry	12.5	15	Healthy	7021805.45	2612482.39	N	0.0	0.0
46	Cedar Elm	4.3	8	Healthy	7021827.52	2612459.05	N	0.0	0.0
47	Cedar Elm	5.0	8	Healthy	7021815.89	2612449.65	N	0.0	0.0
48	Hackberry	15.5	17	Healthy	7021811.01	2612418.16	N	0.0	0.0
49	Hackberry	13.4	18	Healthy	7021808.75	2612408.44	N	0.0	0.0
50	Cedar Elm	27.1	25	Healthy	7021827.42	2612387.69	N	0.0	0.0
51	Cedar Elm	6.3	8	Healthy	7021864.15	2612361.19	N	0.0	0.0
52	American Elm	10.3	15	Healthy	7021855.94	2612340.45	N	0.0	0.0
53	Cedar Elm	4.5	8	Damaged	7021855.76	2612337.10	Y	0.0	0.0
54	Cedar Elm	6.6	9	Healthy	7021835.98	2612357.37	N	0.0	0.0
55	Eastern Red Cedar	14.0	12	Healthy	7021830.71	2612337.44	Y	14.0	7.0
56	Cedar Elm	9.2	14	Healthy	7021872.15	2612334.85	N	0.0	0.0
57	Common Persimmon	8.8	11	Healthy	7021882.94	2612292.54	Y	8.8	8.8
58	Eastern Red Cedar	11.0	10	Healthy	7021873.07	2612293.45	Y	11.0	5.5
59	Cedar Elm	6.0	8	Healthy	7021894.96	2612277.90	Y	6.0	6.0
60	Cedar Elm	5.7	8	Healthy	7021908.05	2612283.66	Y	5.7	5.7
61	Hackberry	11.7	17	Healthy	7021916.98	2612281.95	Y	11.7	5.9
62	Cedar Elm	6.8	8	Healthy	7021927.90	2612289.94	Y	6.8	6.8
63	Cedar Elm	4.8	8	Healthy	7021913.18	2612270.42	Y	4.8	4.8
64	Cedar Elm	4.2	7	Healthy	7021916.59	2612264.15	Y	4.2	4.2
65	Cedar Elm	4.2	7	Healthy	7021944.72	2612262.93	Y	4.2	4.2
66	Cedar Elm	5.5	8	Healthy	7021952.01	2612244.04	Y	5.5	5.5
67	Cedar Elm	23.7	18	Healthy	7021954.01	2612220.12	Y	23.7	23.7
68	Cedar Elm	10.0	14	Healthy	7021993.89	2612161.77	Y	10.0	10.0
69	Cedar Elm	8.0	11	Healthy	7021993.93	2612147.12	Y	8.0	8.0
70	Cedar Elm	4.5	7	Healthy	7021990.37	2612151.16	Y	4.5	4.5
71	Cedar Elm	15.5	18	Healthy	7022027.88	2612144.71	Y	15.5	15.5
72	Cedar Elm	10.5	13	Healthy	7022018.08	2612151.61	Y	10.5	10.5
73	Cedar Elm	7.0	10	Healthy	7022006.62	2612164.52	Y	7.0	7.0
74	Cedar Elm	14.5	17	Healthy	7022017.26	2612171.54	Y	14.5	14.5
75	Cedar Elm	7.3	9	Healthy	7022023.23	2612188.68	Y	7.3	7.3

Tree Number	Species	Diameter at Breast Height (Inches)	Canopy Cover (Feet)	General Condition	Northing	Easting	Remove Y / N	Healthy Removed (Inches)	Mitigation Required (Inches)
76	Cedar Elm	16.1	18	Healthy	7022006.51	2612191.18	N	0.0	0.0
77	Cedar Elm	9.1	12	Healthy	7022014.28	2612204.59	Y	9.1	9.1
78	Cedar Elm	13.0	18	Healthy	7021999.00	2612195.15	Y	13.0	13.0
79	Bois d'Arc	13.9	10	Healthy	7021804.06	2612382.72	N	0.0	0.0
80	Hackberry	24.3	18	Healthy	7020676.07	2612969.78	Y	24.3	12.2
81	Cedar Elm	6.0	9	Damaged	7020712.75	2612956.25	Y	0.0	0.0
82	Hackberry	26.9	16	Healthy	7020709.47	2612950.39	Y	26.9	53.8
83	Cedar Elm	6.8	9	Healthy	7020751.40	2612938.72	Y	6.8	6.8
84	Cedar Elm	4.8	8	Healthy	7020742.75	2612941.23	Y	4.8	4.8
85	Hackberry	16.0	18	Healthy	7020755.86	2612925.40	Y	16.0	8.0
86	Hackberry	21.4	25	Healthy	7020786.62	2612945.92	Y	21.4	10.7
87	Hackberry	12.2	16	Healthy	7020796.79	2612940.32	Y	12.2	6.1
88	Hackberry	26.0	28	Healthy	7020811.55	2612967.64	Y	26.0	52.0
89	Hackberry	14.0	11	Healthy	7020818.35	2612931.72	Y	14.0	7.0
90	Hackberry	16.2	18	Healthy	7020845.84	2612937.80	Y	16.2	8.1
91	Hackberry	12.1	14	Healthy	7020849.83	2612942.89	Y	12.1	6.1
92	Hackberry	24.5	25	Healthy	7020853.05	2612953.31	Y	24.5	12.3
93	Hackberry	16.3	19	Healthy	7020862.79	2612915.82	Y	16.3	8.2
94	Cedar Elm	7.6	108	Healthy	7020872.46	2612894.62	Y	7.6	7.6
95	Cedar Elm	13.2	15	Healthy	7020863.74	2612850.49	Y	13.2	13.2
96	Eastern Red Cedar	11.6	12	Healthy	7020855.30	2612833.54	Y	11.6	5.8
97	Hackberry	11.6	14	Healthy	7020868.81	2612823.79	Y	11.6	5.8
98	Hackberry	33.2	19	Healthy	7020932.65	2612878.42	Y	33.2	66.4
99	Hackberry	13.0	17	Healthy	7020853.44	2610904.47	Y	13.0	6.5
100	Cottonwood	11.1	14	Healthy	7020160.31	2610820.75	N	0.0	0.0
101	Green Ash	5.0	7	Healthy	7020127.07	2610855.31	N	0.0	0.0
102	Black Willow	28.6	15	Healthy	7019969.62	2611032.16	N	0.0	0.0
103	American Elm	10.2	14	Healthy	7019961.69	2611151.66	N	0.0	0.0
104	Eastern Red Cedar	14.3	22	Healthy	7020895.09	2612004.53	Y	14.3	7.2
105	Hackberry	11.0	14	Healthy	7022106.77	2611958.31	Y	11.0	5.5
106	Hackberry	11.2	15	Healthy	7022093.84	2612011.85	Y	11.2	5.6
107	Hackberry	22.0	25	Healthy	7022043.04	2612065.73	Y	22.0	11.0
108	Hackberry	15.4	19	Healthy	7022026.24	2612051.19	Y	15.4	7.7
109	Hercules-club	6.0	8	Healthy	7022034.69	2612082.18	Y	6.0	6.0
110	Hackberry	12.4	15	Healthy	7022043.93	2612143.94	Y	12.4	6.2
111	Cedar Elm	4.1	7	Healthy	7022057.62	2612146.66	Y	4.1	4.1
112	Cedar Elm	6.9	9	Healthy	7022059.61	2612130.06	Y	6.9	6.9
113	Cedar Elm	12.5	15	Healthy	7022062.35	2612117.06	Y	12.5	12.5
114	Hackberry	12.0	15	Healthy	7022074.95	2612185.09	Y	12.0	6.0
115	Cedar Elm	12.3	15	Healthy	7022070.40	2612193.62	Y	12.3	12.3
116	Hackberry	14.8	16	Healthy	7022079.45	2612198.52	Y	14.8	7.4
117	Cedar Elm	4.6	7	Healthy	7022099.07	2612184.53	Y	4.6	4.6
118	Cedar Elm	4.6	8	Healthy	7022107.32	2612206.24	Y	4.6	4.6
119	Hackberry	14.3	19	Healthy	7022107.19	2612216.38	Y	14.3	7.2
120	Cedar Elm	5.4	7	Healthy	7022096.68	2612232.84	Y	5.4	5.4
121	Cedar Elm	12.0	17	Healthy	7022065.01	2612217.35	Y	12.0	12.0
122	Cedar Elm	5.9	9	Healthy	7022064.19	2612212.75	Y	5.9	5.9
123	Cedar Elm	4.6	7	Damaged	7022059.57	2612210.04	Y	0.0	0.0
124	Cedar Elm	12.3	15	Healthy	7022056.64	2612209.82	Y	12.3	12.3
125	Cedar Elm	7.3	10	Healthy	7022049.05	2612204.85	Y	7.3	7.3
126	Cedar Elm	9.9	14	Healthy	7022041.26	2612210.06	Y	9.9	9.9
127	Cedar Elm	4.2	8	Healthy	7022034.96	2612211.75	Y	4.2	4.2
128	Cedar Elm	6.0	11	Healthy	7022038.30	2612231.01	Y	6.0	6.0
129	Cedar Elm	5.6	9	Healthy	7022062.72	2612237.62	Y	5.6	5.6
130	Cedar Elm	6.9	10	Healthy	7022064.16	2612236.81	Y	6.9	6.9
131	Hackberry	13.5	16	Healthy	7022076.23	2612244.42	Y	13.5	6.8
132	Hackberry	11.2	15	Healthy	7022113.69	2612267.42	Y	11.2	5.6
133	Cedar Elm	6.7	9	Healthy	7022109.71	2612289.04	Y	6.7	6.7
134	Cedar Elm	14.1	19	Healthy	7022106.57	2612320.78	Y	14.1	14.1
135	Cedar Elm	4.3	8	Healthy	7022106.27	2612347.89	Y	4.3	4.3
136	Cedar Elm	6.5	9	Healthy	7022102.67	2612353.91	Y	6.5	6.5
137	Cedar Elm	13.6	16	Healthy	7022079.03	2612365.58	Y	13.6	13.6
138	Cedar Elm	6.4	9	Healthy	7022080.95	2612374.11	Y	6.4	6.4
139	Cedar Elm	5.1	9	Healthy	7022080.26	2612377.01	Y	5.1	5.1
140	Cedar Elm	5.0	9	Healthy	7022063.73	2612380.68	Y	5.0	5.0
141	Cedar Elm	5.2	9	Healthy	7022056.05	2612387.87	Y	5.2	5.2
142	Cedar Elm	4.0	7	Healthy	7022054.12	2612391.16	Y	4.0	4.0
143	Cedar Elm	8.6	11	Damaged	7022028.06	2612390.04	Y	0.0	0.0
144	Cedar Elm	8.2	12	Healthy	7022006.17	2612405.16	Y	8.2	8.2
145	Cedar Elm	11.0	17	Healthy	7022001.66	2612391.46	Y	11.0	11.0
146	Cedar Elm	11.1	18	Healthy	7022010.85	2612374.21	Y	11.1	11.1
148	Hackberry	16.5	12	Healthy	7022139.44	2611976.76	Y	16.5	8.3
149	Hackberry	13.7	12	Damaged	7022148.17	2611976.43	Y	0.0	0.0
150	Hackberry	14.4	16	Healthy	7022176.14	2611932.37	Y	14.4	7.2

FREESE AND NICHOLS, INC.
TEXAS REGISTERED ENGINEERING FIRM F-2144

STATE OF TEXAS
ALAN D. HENDRIX
69794
REGISTERED PROFESSIONAL ENGINEER
7/26/2021

FREESE AND NICHOLS
2711 North Haskell Avenue, Suite 3300
Dallas, Texas 75204
Phone - (214) 217-2200
Fax - (214) 217-2201
Web - www.freese.com

ROCKWALL ECONOMIC DEVELOPMENT CORPORATION

RTP PHASE V INFRASTRUCTURE

CIVIL

TREE CONSERVATION PLAN TABLES

NO.	ISSUES	BY	DATE

F&N JOB NO.	RKW19711
DATE	JULY 2021
DESIGNED	MW
DRAWN	MW
REVISED	
CHECKED	ADH
FILE NAME	cv-trt-pl-treecontables.sht

VERIFY SCALE 0 1" Bar is one inch on original drawing. If not one inch on this sheet, adjust scale

SHEET TC-7

SEQ. 113

Tree Number	Species	Diameter at Breast Height (Inches)	Canopy Cover (Feet)	General Condition	Northing	Easting	Remove Y / N	Healthy Removed (Inches)	Mitigation Required (Inches)
151	Hackberry	13.0	10	Healthy	7022194.75	2611935.78	Y	13.0	6.5
152	Hackberry	11.5	15	Healthy	7022196.74	2611940.84	Y	11.5	5.8
153	Hackberry	18.0	15	Healthy	7022159.68	2611980.46	Y	18.0	9.0
154	Hackberry	11.5	8	Damaged	7022221.65	2611952.82	Y	0.0	0.0
155	Hackberry	18.0	16	Healthy	7022227.03	2611968.03	Y	18.0	9.0
156	Hackberry	12.5	14	Damaged	7022234.19	2611951.98	Y	0.0	0.0
157	Hackberry	19.0	16	Healthy	7022241.70	2611933.95	Y	19.0	9.5
158	Hackberry	14.5	15	Healthy	7022293.43	2611950.01	N	0.0	0.0
159	Eastern Red Cedar	11.5	18	Healthy	7022306.25	2611941.45	N	0.0	0.0
160	Eastern Red Cedar	12.0	18	Healthy	7022260.12	2612005.28	Y	12.0	6.0
161	Hercules-club	6.3	7	Healthy	7022232.80	2612013.75	Y	6.3	6.3
162	Hercules-club	6.8	10	Healthy	7022232.68	2612021.08	Y	6.8	6.8
163	Hercules-club	5.5	8	Healthy	7022200.77	2612025.22	Y	5.5	5.5
164	American Elm	12.2	20	Healthy	7022193.54	2612026.61	Y	12.2	12.2
165	American Elm	14.4	20	Healthy	7022176.48	2612012.15	Y	14.4	14.4
166	American Elm	15.0	25	Healthy	7022169.28	2612016.59	Y	15.0	15.0
167	Eastern Red Cedar	11.0	18	Healthy	7022153.27	2612066.63	Y	11.0	5.5
168	Eastern Red Cedar	12.8	18	Healthy	7022180.81	2612060.22	Y	12.8	6.4
169	American Elm	12.5	15	Healthy	7022124.05	2612069.12	Y	12.5	12.5
170	Eastern Red Cedar	13.2	20	Healthy	7022119.80	2612080.50	Y	13.2	6.6
171	American Elm	5.5	9	Healthy	7022117.34	2612103.02	Y	5.5	5.5
172	Bois d'Arc	12.1	20	Healthy	7022102.70	2612096.85	Y	12.1	0.0
173	American Elm	7.0	12	Healthy	7022103.01	2612120.85	Y	7.0	7.0
174	American Elm	6.4	9	Healthy	7022109.04	2612137.61	Y	6.4	6.4
175	American Elm	5.0	8	Healthy	7022108.14	2612143.36	Y	5.0	5.0
176	American Elm	4.1	7	Healthy	7022102.01	2612158.84	Y	4.1	4.1
177	American Elm	4.6	6	Healthy	7022116.00	2612157.42	Y	4.6	4.6
178	Cedar Elm	5.2	8	Healthy	7022068.27	2612216.70	Y	5.2	5.2
179	Cedar Elm	9.5	16	Healthy	7021967.72	2612323.84	Y	9.5	9.5
180	Hackberry	11.8	18	Healthy	7021933.89	2612330.32	Y	11.8	5.9
181	American Elm	4.1	6	Healthy	7021943.50	2612321.45	Y	4.1	4.1
182	American Elm	4.3	7	Healthy	7021954.01	2612326.43	Y	4.3	4.3
183	American Elm	7.5	10	Healthy	7021952.93	2612320.16	Y	7.5	7.5
184	American Elm	4.4	6	Healthy	7021946.50	2612313.76	Y	4.4	4.4
185	American Elm	4.8	8	Healthy	7021971.83	2612319.00	Y	4.8	4.8
186	American Elm	6.8	12	Healthy	7021980.61	2612301.43	Y	6.8	6.8
187	American Elm	9.5	10	Healthy	7021993.23	2612295.75	Y	9.5	9.5
188	Hackberry	13.0	16	Damaged	7022013.10	2612287.53	Y	0.0	0.0
189	American Elm	10.7	16	Healthy	7022045.13	2612283.43	Y	10.7	10.7
190	Hackberry	11.0	10	Damaged	7022019.50	2612281.14	Y	0.0	0.0
191	American Elm	5.7	8	Healthy	7022012.12	2612258.25	Y	5.7	5.7
192	American Elm	6.5	8	Healthy	7021997.92	2612255.32	Y	6.5	6.5
193	American Elm	7.0	10	Healthy	7022007.66	2612249.00	Y	7.0	7.0
194	American Elm	6.7	10	Healthy	7022008.02	2612248.33	Y	6.7	6.7
195	Cedar Elm	5.1	5	Healthy	7022002.87	2612238.70	Y	5.1	5.1
196	Cedar Elm	8.5	10	Healthy	7021999.46	2612227.36	Y	8.5	8.5
197	Hackberry	11.5	14	Healthy	7022050.73	2612253.30	Y	11.5	5.8
198	Cottonwood	21.4	16	Healthy	7021869.88	2612342.35	N	0.0	0.0
199	Hackberry	14.4	9	Damaged	7021887.31	2612380.83	N	0.0	0.0
200	Cedar Elm	12.2	16	Healthy	7021900.07	2612408.68	Y	12.2	12.2
201	American Elm	15.3	24	Healthy	7021938.60	2612402.14	Y	15.3	15.3
202	Cedar Elm	7.0	9	Healthy	7021943.51	2612394.64	Y	7.0	7.0
203	American Elm	4.8	7	Healthy	7021960.59	2612427.77	Y	4.8	4.8
204	Cedar Elm	6.3	10	Healthy	7021970.56	2612419.69	Y	6.3	6.3
205	Cedar Elm	5.2	9	Healthy	7021974.10	2612422.12	Y	5.2	5.2
206	Eastern Red Cedar	12.8	16	Healthy	7021962.54	2612453.10	Y	12.8	6.4
207	Green Ash	5.4	10	Healthy	7021867.38	2612414.54	N	0.0	0.0
208	Eastern Red Cedar	15.8	18	Healthy	7021873.33	2612433.56	Y	15.8	7.9
209	Cedar Elm	13.5	20	Healthy	7021848.84	2612429.84	N	0.0	0.0
210	Cedar Elm	5.2	7	Healthy	7021847.54	2612439.76	N	0.0	0.0
211	Cedar Elm	4.3	6	Healthy	7021842.81	2612457.22	N	0.0	0.0
212	American Elm	15.3	10	Healthy	7021835.19	2612478.45	N	0.0	0.0
213	Eastern Red Cedar	11.3	15	Healthy	7021858.88	2612549.18	Y	11.3	5.7
214	Hackberry	11.5	16	Healthy	7021721.40	2612540.97	N	0.0	0.0
215	Hackberry	13.0	20	Healthy	7021765.59	2612420.15	N	0.0	0.0
216	Eastern Red Cedar	11.0	16	Healthy	7021819.13	2612173.92	Y	11.0	5.5
217	Hackberry	11.0	16	Healthy	7022093.47	2611949.11	Y	11.0	5.5
218	Hackberry	16.0	16	Healthy	7022114.79	2611948.38	Y	16.0	8.0
219	Bois d'Arc	14.5	22	Healthy	7022135.39	2611922.11	Y	14.5	0.0
220	Hackberry	14.0	18	Healthy	7022063.99	2611626.71	Y	14.0	7.0
221	Honey-locust	11.1	14	Healthy	7022058.93	2611511.27	N	0.0	0.0
222	Hackberry	21.5	18	Damaged	7022140.51	2611526.54	Y	0.0	0.0
223	Hackberry	29.5	30	Damaged	7022166.26	2611537.71	Y	0.0	0.0
224	Hackberry	27.2	30	Damaged	7022172.85	2611538.41	Y	0.0	0.0
225	Hackberry	24.1	20	Healthy	7022132.68	2611529.74	Y	24.1	12.1

Tree Number	Species	Diameter at Breast Height (Inches)	Canopy Cover (Feet)	General Condition	Northing	Easting	Remove Y / N	Healthy Removed (Inches)	Mitigation Required (Inches)
226	Hackberry	22.9	18	Damaged	7022275.28	2611571.80	N	0.0	0.0
227	Black Willow	24.6	18	Healthy	7022274.74	2611663.53	Y	24.6	0.0
228	Hackberry	23.8	18	Healthy	7022055.38	2611618.22	Y	23.8	23.8
229	Hackberry	18.0	25	Healthy	7022040.77	2611630.17	Y	18.0	18.0
230	Hackberry	11.3	14	Healthy	7022051.37	2611644.97	Y	11.3	11.3
231	Bois d'Arc	46.7	30	Healthy	7022088.24	2611659.82	Y	46.7	0.0
232	Hackberry	17.2	20	Healthy	7022056.52	2611660.65	Y	17.2	8.6
233	Hackberry	20.3	22	Healthy	7022059.01	2611668.07	Y	20.3	10.1
234	Black Willow	22.2	18	Healthy	7022086.83	2611705.19	Y	22.2	0.0
235	Bois d'Arc	13.3	14	Healthy	7022068.38	2611718.30	Y	13.3	0.0
236	Hackberry	20.3	18	Healthy	7022066.38	2611717.14	Y	20.3	10.2
237	Hercules-club	5.2	9	Healthy	7022075.60	2611751.18	Y	5.2	5.2
238	Hackberry	15.9	20	Healthy	7022236.78	2611917.92	Y	15.9	8.0
239	Eastern Red Cedar	11.5	15	Healthy	7022348.52	2611936.77	N	0.0	0.0
240	Eastern Red Cedar	11.9	18	Healthy	7022366.17	2611941.50	N	0.0	0.0
241	Eastern Red Cedar	11.2	16	Healthy	7022418.41	2612015.45	N	0.0	0.0
242	Eastern Red Cedar	11.4	12	Healthy	7022426.69	2612065.73	N	0.0	0.0
243	Eastern Red Cedar	11.1	15	Healthy	7022398.83	2612065.55	N	0.0	0.0
244	Eastern Red Cedar	11.7	16	Healthy	7022098.10	2612375.85	Y	11.7	5.9
245	Hercules-club	4.8	9	Healthy	7021740.99	2612706.10	N	0.0	0.0
246	Hackberry	12.8	10	Damaged	7021720.38	2612760.31	N	0.0	0.0
247	Hackberry	11.8	12	Damaged	7021492.34	2612835.75	Y	0.0	0.0
248	Hackberry	15.1	16	Healthy	7021496.79	2612865.46	Y	15.1	7.6
249	Cedar Elm	19.3	22	Healthy	7021450.87	2612910.42	Y	19.3	19.3
250	American Elm	12.5	10	Healthy	7020925.69	2612701.19	Y	12.5	12.5
251	American Elm	4.4	9	Healthy	7020914.40	2612706.82	Y	4.4	4.4
252	Eastern Red Cedar	11.1	12	Healthy	7021559.14	2612967.00	Y	11.1	5.6
253	Eastern Red Cedar	12.4	15	Healthy	7021614.01	2612982.33	Y	12.4	6.2
254	American Elm	4.4	8	Healthy	7021632.18	2612995.01	Y	4.4	4.4
255	American Elm	5.5	9	Healthy	7021666.50	2612993.92	Y	5.5	5.5
256	Gum Bumelia	5.0	8	Healthy	7021666.74	2612993.71	Y	5.0	5.0
257	Eastern Red Cedar	11.8	13	Healthy	7021680.60	2612972.84	Y	11.8	5.9
258	Eastern Red Cedar	11.5	12	Healthy	7021696.54	2612985.27	Y	11.5	5.8
259	Gum Bumelia	4.9	5	Damaged	7021695.30	2612998.52	Y	0.0	0.0
260	Eastern Red Cedar	11.2	12	Healthy	7021745.96	2612966.39	Y	11.2	5.6
261	Eastern Red Cedar	13.9	18	Healthy	7021769.54	2612970.15	Y	13.9	7.0
262	Eastern Red Cedar	11.4	15	Healthy	7021763.31	2612979.19	Y	11.4	5.7
263	Eastern Red Cedar	11.2	18	Healthy	7021812.51	2612983.92	Y	11.2	5.6
264	Eastern Red Cedar	11.4	14	Healthy	7021847.04	2612831.33	Y	11.4	5.7
265	Eastern Red Cedar	12.2	16	Healthy	7022049.98	2612896.74	Y	12.2	6.1
266	Eastern Red Cedar	11.1	10	Healthy	7022082.16	2612892.38	Y	11.1	5.6
267	Hercules-club	6.2	10	Healthy	7022701.85	2612899.18	Y	6.2	6.2
268	Hercules-club	4.1	9	Healthy	7022698.82	2612873.07	N	0.0	0.0
269	Bois d'Arc	12.9	16	Healthy	7023347.22	2612964.60	Y	12.9	0.0
270	Hackberry	12.5	14	Healthy	7023338.58	2612948.72	Y	12.5	6.3
271	Hackberry	11.4	12	Healthy	7023301.96	2612942.63	Y	11.4	5.7
272	American Elm	5.9	6	Healthy	7023256.60	2612932.62	Y	5.9	5.9
273	Cedar Elm	4.7	8	Healthy	7023236.24	2612924.17	Y	4.7	4.7
274	Eastern Red Cedar	16.1	18	Healthy	7022868.71	2611922.43	N	0.0	0.0
275	Eastern Red Cedar	12.6	18	Healthy	7022674.33	2611928.29	N	0.0	0.0
276	Eastern Red Cedar	11.0	10	Healthy	7022265.96	2612226.57	Y	11.0	5.5
277	Eastern Red Cedar	12.3	18	Healthy	7022196.44	2612703.51	Y	12.3	6.2
278	Eastern Red Cedar	14.3	16	Healthy	7022192.29	2612773.61	Y	14.3	7.2
279	Cottonwood	12.2	10	Damaged	7021903.22	2613005.18	Y	0.0	0.0
280	Gum Bumelia	4.7	7	Healthy	7023373.32	2610327.28	Y	4.7	4.7
281	American Elm	6.0	7	Healthy	7020881.96	2612985.99	Y	6.0	6.0
282	American Elm	11.3	12	Healthy	7020852.27	2612987.30	Y	11.3	11.3
283	Hercules-club	9.4	10	Damaged	7020907.21	2612955.47	Y	0.0	0.0
284	Hercules-club	16.3	14	Healthy	7020920.66	2612971.95	Y	16.3	16.3
285	Hackberry	14.3	8	Damaged	7021281.83	2612987.05	Y	0.0	0.0
286	Hackberry	11.1	10	Healthy	7021276.50	2612962.99	Y	11.1	5.6
287	Hercules-club	6.3	8	Healthy	7021270.64	2612960.46	Y	6.3	6.3
288	Hackberry	15.0	12	Healthy	7021262.12	2612957.15	Y	15.0	7.5
289	Eastern Red Cedar	12.1	15	Healthy	7021252.26	2612982.96	Y	12.1	6.1
290	Hercules-club	6.3	10	Healthy	7021287.48	2612931.09	Y	6.3	6.3
291	American Elm	5.0	8	Healthy	7021258.13	2612931.29	Y	5.0	5.0
292	American Elm	6.8	9	Healthy	7021260.95	2612911.61	Y	6.8	6.8
293	Eastern Red Cedar	13.2	18	Healthy	7021270.76	2612874.35	Y	13.2	6.6
294	Eastern Red Cedar	11.5	13	Healthy	7021301.62	2612846.57	Y	11.5	5.8
295	Eastern Red Cedar	11.2	15	Healthy	7021295.46	2612811.76	Y	11.2	5.6
296	Eastern Red Cedar	11.7	16	Healthy	7021339.76	2612737.54	Y	11.7	5.9
297	Eastern Red Cedar	11.1	14	Healthy	7021366.64	2612716.96	Y	11.1	5.6
298	Eastern Red Cedar	11.6	18	Healthy	7021420.52	2612748.03	Y	11.6	5.8
299	Eastern Red Cedar	11.2	15	Healthy	7021416.54	2612714.72	Y	11.2	5.6
300	Eastern Red Cedar	11.2	20	Healthy	7021436.67	2612663.36	Y	11.2	5.6

FREESE AND NICHOLS, INC.
TEXAS REGISTERED ENGINEERING FIRM F-2144

STATE OF TEXAS
ALAN D. HENDRIK
69104
REGISTERED
PROFESSIONAL ENGINEER
07/26/2021

FREESE AND NICHOLS
2711 North Haskell Avenue, Suite 3300
Dallas, Texas 75204
Phone - (214) 217-2200
Fax - (214) 217-2201
Web - www.freese.com

ROCKWALL ECONOMIC DEVELOPMENT CORPORATION

RTP PHASE V INFRASTRUCTURE

CIVIL

TREE CONSERVATION PLAN TABLES

NO.	ISSUES	BY	DATE

F&N JOB NO. RKW19711
DATE JULY 2021
DESIGNED MW
DRAWN MW
REVISED
CHECKED ADH
FILE NAME cv-trt-pl-treecontables02.sht

VERIFY SCALE 0 — Bar is one inch on original drawing. If not one inch on this sheet, adjust scale

SHEET TC-8

SEQ. 114

MicroStation V8 User: 03752 Office: On Site
Plotter: HP DesignJet Plot Scale: 1 = 120.00 Date: Jul. 23, 2021 - 05:29:44 PM
Model: Default Project: Freese and Nichols, Inc. - Tree Type Fonts

Tree Number	Species	Diameter at Breast Height (Inches)	Canopy Cover (Feet)	General Condition	Northing	Easting	Remove Y / N	Healthy Removed (Inches)	Mitigation Required (Inches)
301	American Elm	4.3	6	Healthy	7021599.21	2612645.97	N	0.0	0.0
302	Hackberry	17.1	18	Healthy	7021683.99	2612669.07	N	0.0	0.0
303	Eastern Red Cedar	11.3	12	Healthy	7022139.64	2612273.06	Y	11.3	5.7
304	Hackberry	11.0	12	Healthy	7022022.98	2612176.19	Y	11.0	5.5
305	Eastern Red Cedar	11.3	14	Healthy	7021900.23	2612204.47	Y	11.3	5.7
306	Eastern Red Cedar	11.0	16	Healthy	7021596.86	2612124.07	N	0.0	0.0
307	Eastern Red Cedar	11.0	16	Healthy	7021504.04	2612119.78	N	0.0	0.0
308	American Elm	7.3	10	Healthy	7020980.30	2612717.78	Y	7.3	7.3
500	Eastern Red Cedar	12.3	16	Healthy	7021177.74	2611963.16	N	0.0	0.0
501	Eastern Red Cedar	13.3	15	Healthy	7021098.88	2611965.26	N	0.0	0.0
502	Eastern Red Cedar	13.9	16	Healthy	7020974.53	2611977.75	Y	13.9	7.0
503	Eastern Red Cedar	11.1	12	Healthy	7021399.10	2612048.43	N	0.0	0.0
504	Eastern Red Cedar	12.6	18	Healthy	7021483.37	2612073.84	N	0.0	0.0
505	Eastern Red Cedar	11.3	21	Healthy	7021497.36	2612037.20	N	0.0	0.0
506	Cedar Elm	5.1	6	Healthy	7021535.78	2611995.03	N	0.0	0.0
507	Eastern Red Cedar	11.0	16	Healthy	7021643.09	2611996.10	N	0.0	0.0
508	Gum Bumelia	4.7	4	Healthy	7021650.26	2611978.51	N	0.0	0.0
509	Eastern Red Cedar	11.8	18	Healthy	7021789.56	2611977.44	N	0.0	0.0
510	Eastern Red Cedar	11.3	18	Healthy	7021907.94	2611961.68	N	0.0	0.0
511	Cedar Elm	4.3	6	Healthy	7022035.25	2611979.51	Y	4.3	4.3
512	Eastern Red Cedar	13.3	16	Healthy	7021497.64	2612204.28	N	0.0	0.0
513	Eastern Red Cedar	11.2	12	Healthy	7021463.89	2612195.40	N	0.0	0.0
514	Hercules-club	4.2	9	Healthy	7020981.38	2611976.89	N	0.0	0.0
515	Eastern Red Cedar	11.2	17	Healthy	7021293.68	2612176.11	N	0.0	0.0
516	Eastern Red Cedar	12.9	15	Healthy	7021366.10	2612303.43	N	0.0	0.0
517	Cedar Elm	7.3	8	Healthy	7021398.99	2612431.49	Y	7.3	7.3
518	Cedar Elm	4.0	6	Healthy	7021697.15	2612406.96	N	0.0	0.0
519	Hackberry	14.3	10	Healthy	7021754.03	2612436.12	N	0.0	0.0
520	Hackberry	19.9	16	Healthy	7021782.36	2612435.46	N	0.0	0.0
521	Hackberry	12.7	12	Healthy	7021744.58	2612508.51	N	0.0	0.0
522	American Elm	10.1	15	Healthy	7021746.05	2612511.71	N	0.0	0.0
523	Hackberry	15.3	14	Healthy	7021720.69	2612486.06	N	0.0	0.0
524	American Elm	10.8	13	Healthy	7021712.15	2612524.92	N	0.0	0.0
525	Hackberry	27.9	18	Healthy	7021711.78	2612576.13	N	0.0	0.0
526	Hackberry	11.8	14	Healthy	7021687.39	2612572.54	N	0.0	0.0
527	American Elm	8.4	15	Healthy	7021687.04	2612617.40	N	0.0	0.0
528	Hackberry	11.0	12	Healthy	7021698.36	2612648.51	N	0.0	0.0
529	Hackberry	16.0	16	Healthy	7021644.96	2612606.85	N	0.0	0.0
530	Cedar Elm	4.9	7	Healthy	7021612.93	2612618.30	N	0.0	0.0
531	Hackberry	11.3	12	Healthy	7021563.58	2612675.12	N	0.0	0.0
532	Hackberry	25.6	22	Healthy	7021584.99	2612686.66	Y	25.6	51.2
533	Hackberry	26.4	19	Healthy	7021563.02	2612728.13	Y	26.4	52.8
534	Hercules-club	5.3	7	Healthy	7021497.28	2612746.63	Y	5.3	5.3
535	Eastern Red Cedar	12.4	16	Healthy	7021482.69	2612775.80	Y	12.4	6.2
536	American Elm	5.6	9	Healthy	7021503.36	2612812.24	Y	5.6	5.6
537	Hackberry	12.4	8	Damaged	7021456.38	2612810.65	Y	0.0	0.0
538	American Elm	5.1	12	Healthy	7021443.07	2612832.17	Y	5.1	5.1
539	Eastern Red Cedar	12.0	18	Healthy	7021434.12	2612802.05	Y	12.0	6.0
540	Cedar Elm	4.5	8	Healthy	7021434.76	2612808.53	Y	4.5	4.5
541	Hercules-club	7.6	12	Healthy	7021415.59	2612839.01	Y	7.6	7.6
542	Hackberry	11.3	15	Healthy	7021377.48	2612870.39	Y	11.3	5.7
543	Hackberry	33.4	20	Healthy	7021408.10	2612937.36	Y	33.4	66.8
544	Hackberry	17.3	18	Healthy	7021378.55	2612942.82	Y	17.3	8.6
545	Cedar Elm	14.1	14	Healthy	7021344.05	2612959.52	Y	14.1	14.1
546	Cedar Elm	4.3	6	Healthy	7021335.60	2612969.95	Y	4.3	4.3
547	Cedar Elm	5.2	8	Healthy	7021322.24	2612971.40	Y	5.2	5.2
548	Cedar Elm	4.0	7	Healthy	7021334.31	2612970.23	Y	4.0	4.0
549	Hercules-club	5.9	8	Healthy	7021303.75	2612982.38	Y	5.9	5.9
550	Cedar Elm	4.2	6	Healthy	7021321.38	2612939.47	Y	4.2	4.2
551	Cedar Elm	19.3	18	Healthy	7021020.03	2612610.03	Y	19.3	19.3
552	Cedar Elm	4.8	6	Healthy	7021180.36	2612804.11	Y	4.8	4.8
553	Cedar Elm	9.6	11	Healthy	7021203.14	2612835.42	Y	9.6	9.6
554	Eastern Red Cedar	11.3	18	Healthy	7021254.72	2612685.67	Y	11.3	5.7
555	Eastern Red Cedar	11.2	15	Healthy	7021577.38	2612360.22	Y	11.2	5.6
556	Eastern Red Cedar	11.9	12	Healthy	7022380.89	2611918.11	N	0.0	0.0
557	Cedar Elm	4.0	5	Healthy	7022555.01	2611956.57	N	0.0	0.0
558	Hackberry	11.2	14	Healthy	7021476.13	2612846.86	Y	11.2	5.6
559	Hackberry	16.4	12	Healthy	7021455.81	2612925.87	Y	16.4	8.2
700	Eastern Red Cedar	11.2	14	Healthy	7021501.22	2612595.27	N	0.0	0.0
701	Eastern Red Cedar	11.4	12	Healthy	7021455.80	2612605.71	Y	11.4	5.7
702	Eastern Red Cedar	11.2	12	Healthy	7021274.78	2612756.22	Y	11.2	5.6
703	Hackberry	22.6	14	Damaged	7020971.10	2612997.35	Y	0.0	0.0
704	Hackberry	11.3	14	Healthy	7020975.29	2612986.17	Y	11.3	5.7
705	Hackberry	11.0	12	Healthy	7020977.58	2612981.73	Y	11.0	5.5
706	Hackberry	11.5	10	Healthy	7020980.50	2612979.89	Y	11.5	5.8
706	Hackberry	11.5	10	Healthy	7020980.50	2612979.89	Y	11.5	5.8
707	Hackberry	15.2	15	Healthy	7020967.18	2612964.23	Y	15.2	7.6
708	Hackberry	17.2	24	Healthy	7020970.03	2612945.23	Y	17.2	8.6
709	Hackberry	16.9	15	Healthy	7020986.52	2612945.64	Y	16.9	8.5
710	Hackberry	11.0	10	Healthy	7020989.38	2612961.26	Y	11.0	5.5
711	Hackberry	14.4	18	Healthy	7020966.06	2612917.97	Y	14.4	7.2
712	Hackberry	14.6	12	Healthy	7020968.34	2612892.56	Y	14.6	7.3
713	Hackberry	13.5	12	Healthy	7020968.08	2612831.84	Y	13.5	6.8
714	Hackberry	11.6	10	Healthy	7020967.31	2612822.97	Y	11.6	5.8
715	Hercules-club	4.2	9	Healthy	7020979.75	2612826.04	Y	4.2	4.2
716	Hackberry	15.3	12	Healthy	7020966.80	2612761.10	Y	15.3	7.7
717	Hackberry	15.6	12	Healthy	7020955.42	2612754.11	Y	15.6	7.8
718	Hackberry	11.2	12	Healthy	7020971.32	2612782.46	Y	11.2	5.6
719	Cedar Elm	4.4	5	Healthy	7021550.71	2612993.43	Y	4.4	4.4
720	Eastern Red Cedar	11.0	10	Healthy	7021594.35	2612973.15	Y	11.0	5.5
721	American Elm	4.2	5	Healthy	7021589.00	2612994.46	Y	4.2	4.2
722	Eastern Red Cedar	13.2	10	Healthy	7021939.74	2612927.96	Y	13.2	6.6
723	Hercules-club	4.0	5	Healthy	7022057.05	2612804.26	Y	4.0	4.0
724	Hercules-club	7.3	6	Healthy	7022538.98	2612780.98	N	0.0	0.0
725	American Elm	4.6	5	Healthy	7022070.52	2611990.90	Y	4.6	4.6
726	Hackberry	11.3	12	Healthy	7022030.29	2612025.29	Y	11.3	5.7
727	Hackberry	12.7	10	Healthy	7022006.71	2612109.18	Y	12.7	6.4
728	American Elm	6.8	10	Healthy	7021955.54	2612128.27	Y	6.8	6.8
729	Hackberry	12.4	12	Damaged	7022013.24	2612083.77	Y	0.0	0.0
730	Hackberry	11.2	12	Healthy	7022008.40	2612080.73	Y	11.2	5.6
731	Eastern Red Cedar	11.0	12	Healthy	7021634.88	2612080.67	N	0.0	0.0
732	Eastern Red Cedar	11.1	12	Healthy	7021723.44	2612012.63	N	0.0	0.0
						Total Tree Mitigation		3082.9	2224.1

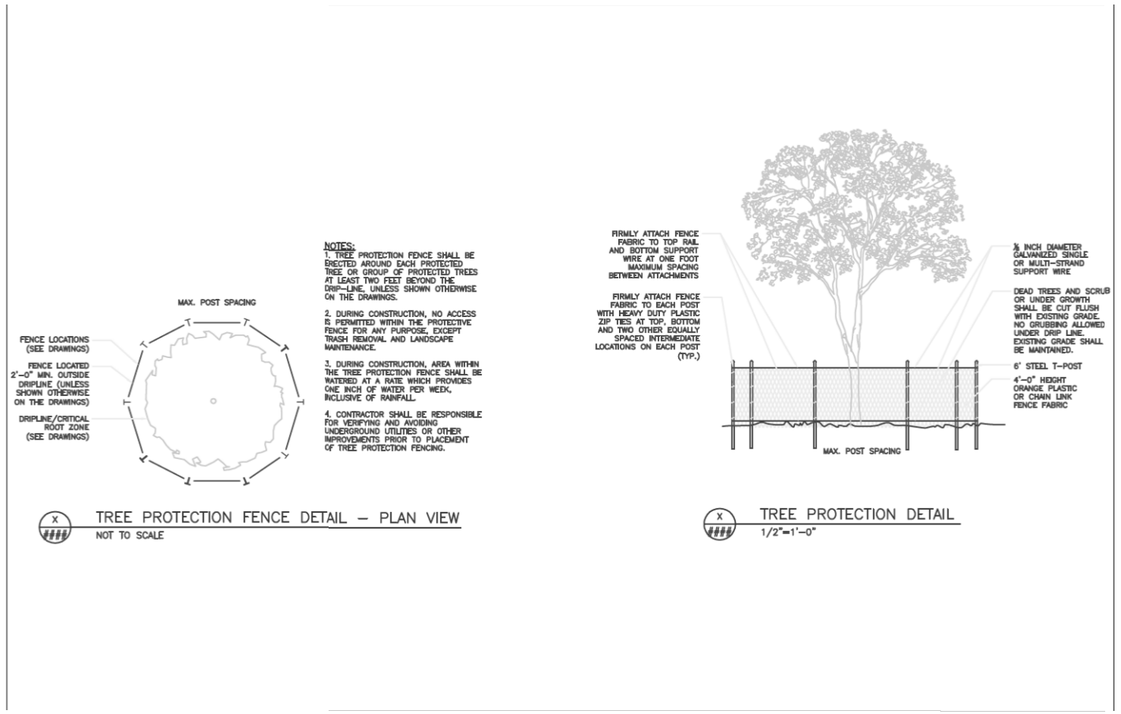

FREESE AND NICHOLS, INC.
TEXAS REGISTERED ENGINEERING FIRM F-2144

STATE OF TEXAS
ALAN D. HENDRIX
69194
REGISTERED PROFESSIONAL ENGINEER
07/26/2021

FREESE AND NICHOLS
2711 North Haskell Avenue, Suite 3300
Dallas, Texas 75204
Phone - (214) 217-2200
Fax - (214) 217-2201
Web - www.freese.com

ROCKWALL ECONOMIC DEVELOPMENT CORPORATION
RTP PHASE V INFRASTRUCTURE
CIVIL
TREE CONSERVATION PLAN TABLES

NO.	ISSUES	BY	DATE

F&N JOB NO. RKW19711
DATE JULY 2021
DESIGNED MW
DRAWN MW
REVISED
CHECKED ADH
FILE NAME cv-trt-pl-treecontables03.sht

VERIFY SCALE 0 1
Bar is one inch on original drawing.
If not one inch on this sheet, adjust scale

SHEET TC-9
SEQ. 115

MicroStation V8 User: 03752 Office: On Site
Plotter: J:\plot\Drawing\Environmental\cv-pl-treecontables03.sht Model: Default
Plot Style: J:\plot\Drawing\cv_color.tbl Project: Freese and Nichols, Inc.-Tree Tpe-Fonts
Plot Scale: 120.00 / 1 in.
Date: Jul. 23, 2021 - 05:29:18 PM

CITY OF ROCKWALL

CITY COUNCIL MEMORANDUM

PLANNING AND ZONING DEPARTMENT
385 S. GOLIAD STREET • ROCKWALL, TX 75087
PHONE: (972) 771-7745 • EMAIL: PLANNING@ROCKWALL.COM

TO:	Mayor and City Council
CC:	Mary Smith, *City Manager* Joey Boyd, *Assistant City Manager*
FROM:	Ryan Miller, *Director of Planning and Zoning*
DATE:	September 7, 2021
SUBJECT:	MIS2021-011; *Alternative Tree Mitigation Settlement Agreement for the REDC*

The applicant, Matt Wavering of Rockwall Economic Development Corporation (REDC), is requesting the approval of an Alternative Tree Mitigation Settlement Agreement. The subject property is located on a 137.448-acre tract of land (*Tracts 5 & 6 of the J. H. B. Jones Survey, Abstract No. 125*) generally located at the northwest corner of the intersection of Springer Road and Rochelle Road. The proposed Alternative Tree Mitigation Settlement Agreement indicates that: [*1*] 2,198.50 caliper inches of trees will be removed from the site, [*2*] 80-inches of trees will be planted in the future right-of-way of Discovery Boulevard, and [*3*] the franchise utilities will be relocated undergrounded in lieu of paying a $211,750.00 tree mitigation fee.

Based on the submitted Treescape Plan the total tree mitigation balance is 2,117.50 caliper inches. If the applicant applied for the maximum tree preservation credit this would equate to them providing 1,677.80 inches of tree and a payment of $43,970.00 (*i.e. 2,117.5-inches x 20% = 439.70 x $100.00/Caliper Inch = $43,970.00*). In lieu of this method of mitigation the applicant has calculated the total cash value of the 2,117.50 caliper inches of tree to be $211,750.00 (*i.e. $100.00 x 2,117.50 = $211,750.00*). In addition, the applicant estimated the cost of undergrounding the existing utilities in accordance with the City's ordinances at $570,475.00. Based on this, the applicant is requesting to utilize the total cash value of the tree mitigation towards the undergrounding cost of the utilities. In this case the applicant is proposing to do this through an Alternative Tree Mitigation Settlement Agreement. According to Subsection 05(G), of Article 09, *Tree Preservation*, of the Unified Development Code (UDC) "… the City Council -- *upon recommendation from the Planning and Zoning Commission* -- may consider an alternative tree mitigation settlement agreement…" Staff should point out that within Chapter 7, *Community Character*, of the OURHometown Vision 2040 Comprehensive Plan, *Implementation Strategy #4* indicates that the City of Rockwall should "(I)dentify opportunities and explore possible incentives for the relocation of existing overhead utilities underground." That being said an Alternative Tree Mitigation Settlement Agreement is a discretionary decision for the City Council pending a recommendation from the Planning and Zoning Commission. On August 31, 2021, the Planning and Zoning Commission reviewed the applicant's request and approved a motion to recommend approval of the Alternative Tree Mitigation Settlement Agreement by a vote of 5-1, with Commissioner Deckard dissenting and Commissioner Womble absent. Should the City Council have any questions concerning the applicants request, staff will be available at the meeting on *September 7, 2021*.

DEVELOPMENT APPLICATION

City of Rockwall
Planning and Zoning Department
385 S. Goliad Street
Rockwall, Texas 75087

STAFF USE ONLY
PLANNING & ZONING CASE NO.

NOTE: *THE APPLICATION IS NOT CONSIDERED ACCEPTED BY THE CITY UNTIL THE PLANNING DIRECTOR AND CITY ENGINEER HAVE SIGNED BELOW.*

DIRECTOR OF PLANNING:

CITY ENGINEER:

PLEASE CHECK THE APPROPRIATE BOX BELOW TO INDICATE THE TYPE OF DEVELOPMENT REQUEST [SELECT ONLY ONE BOX]:

PLATTING APPLICATION FEES:
- ☐ MASTER PLAT ($100.00 + $15.00 ACRE) [1]
- ☐ PRELIMINARY PLAT ($200.00 + $15.00 ACRE) [1]
- ☐ FINAL PLAT ($300.00 + $20.00 ACRE) [1]
- ☐ REPLAT ($300.00 + $20.00 ACRE) [1]
- ☐ AMENDING OR MINOR PLAT ($150.00)
- ☐ PLAT REINSTATEMENT REQUEST ($100.00)

SITE PLAN APPLICATION FEES:
- ☐ SITE PLAN ($250.00 + $20.00 ACRE) [1]
- ☐ AMENDED SITE PLAN/ELEVATIONS/LANDSCAPING PLAN ($100.00)

ZONING APPLICATION FEES:
- ☐ ZONING CHANGE ($200.00 + $15.00 ACRE) [1]
- ☐ SPECIFIC USE PERMIT ($200.00 + $15.00 ACRE) [1]
- ☐ PD DEVELOPMENT PLANS ($200.00 + $15.00 ACRE) [1]

OTHER APPLICATION FEES:
- ☐ TREE REMOVAL ($75.00)
- ☒ VARIANCE REQUEST ($100.00)

NOTES:
[1]: IN DETERMINING THE FEE, PLEASE USE THE EXACT ACREAGE WHEN MULTIPLYING BY THE PER ACRE AMOUNT. FOR REQUESTS ON LESS THAN ONE ACRE, ROUND UP TO ONE (1) ACRE.

PROPERTY INFORMATION [PLEASE PRINT]

ADDRESS			
SUBDIVISION	Rockwall Technology Park Phase V	LOT	BLOCK
GENERAL LOCATION	East of Data Drive, West of Rochell Rd, North of SH-276		

ZONING, SITE PLAN AND PLATTING INFORMATION [PLEASE PRINT]

CURRENT ZONING		CURRENT USE	
PROPOSED ZONING		PROPOSED USE	
ACREAGE	LOTS [CURRENT]	LOTS [PROPOSED]	

☐ ***SITE PLANS AND PLATS:*** *BY CHECKING THIS BOX YOU ACKNOWLEDGE THAT DUE TO THE PASSAGE OF HB3167 THE CITY NO LONGER HAS FLEXIBILITY WITH REGARD TO ITS APPROVAL PROCESS, AND FAILURE TO ADDRESS ANY OF STAFF'S COMMENTS BY THE DATE PROVIDED ON THE DEVELOPMENT CALENDAR WILL RESULT IN THE DENIAL OF YOUR CASE.*

OWNER/APPLICANT/AGENT INFORMATION [PLEASE PRINT/CHECK THE PRIMARY CONTACT/ORIGINAL SIGNATURES ARE REQUIRED]

☒ OWNER	Rockwall Economic Development Corp.	☐ APPLICANT	
CONTACT PERSON	Matt Wavering	CONTACT PERSON	
ADDRESS	2610 Observation Trl Suite 104	ADDRESS	
CITY, STATE & ZIP	Rockwall, TX 75032	CITY, STATE & ZIP	
PHONE	972-772-0025	PHONE	
E-MAIL	mwavering@rockwalledc.com	E-MAIL	

NOTARY VERIFICATION [REQUIRED]

BEFORE ME, THE UNDERSIGNED AUTHORITY, ON THIS DAY PERSONALLY APPEARED Matt Wavering [OWNER] THE UNDERSIGNED, WHO STATED THE INFORMATION ON THIS APPLICATION TO BE TRUE AND CERTIFIED THE FOLLOWING:

"I HEREBY CERTIFY THAT I AM THE OWNER FOR THE PURPOSE OF THIS APPLICATION; ALL INFORMATION SUBMITTED HEREIN IS TRUE AND CORRECT; AND THE APPLICATION FEE OF $ 100, TO COVER THE COST OF THIS APPLICATION, HAS BEEN PAID TO THE CITY OF ROCKWALL ON THIS THE 2nd DAY OF August, 2021. BY SIGNING THIS APPLICATION, I AGREE THAT THE CITY OF ROCKWALL (I.E. "CITY") IS AUTHORIZED AND PERMITTED TO PROVIDE INFORMATION CONTAINED WITHIN THIS APPLICATION TO THE PUBLIC. THE CITY IS ALSO AUTHORIZED AND PERMITTED TO REPRODUCE ANY COPYRIGHTED INFORMATION SUBMITTED IN CONJUNCTION WITH THIS APPLICATION, IF SUCH REPRODUCTION IS ASSOCIATED OR IN RESPONSE TO A REQUEST FOR PUBLIC INFORMATION."

GIVEN UNDER MY HAND AND SEAL OF OFFICE ON THIS THE 2nd DAY OF August, 2021.

OWNER'S SIGNATURE [signature]

NOTARY PUBLIC IN AND FOR THE STATE OF TEXAS JHammonds

JENNIFER L. HAMMONDS
Notary Public, State of Texas
ID # 13230083-8
My Comm. Exp. 01-06-2024

MY COMMISSION EXPIRES 1/6/24

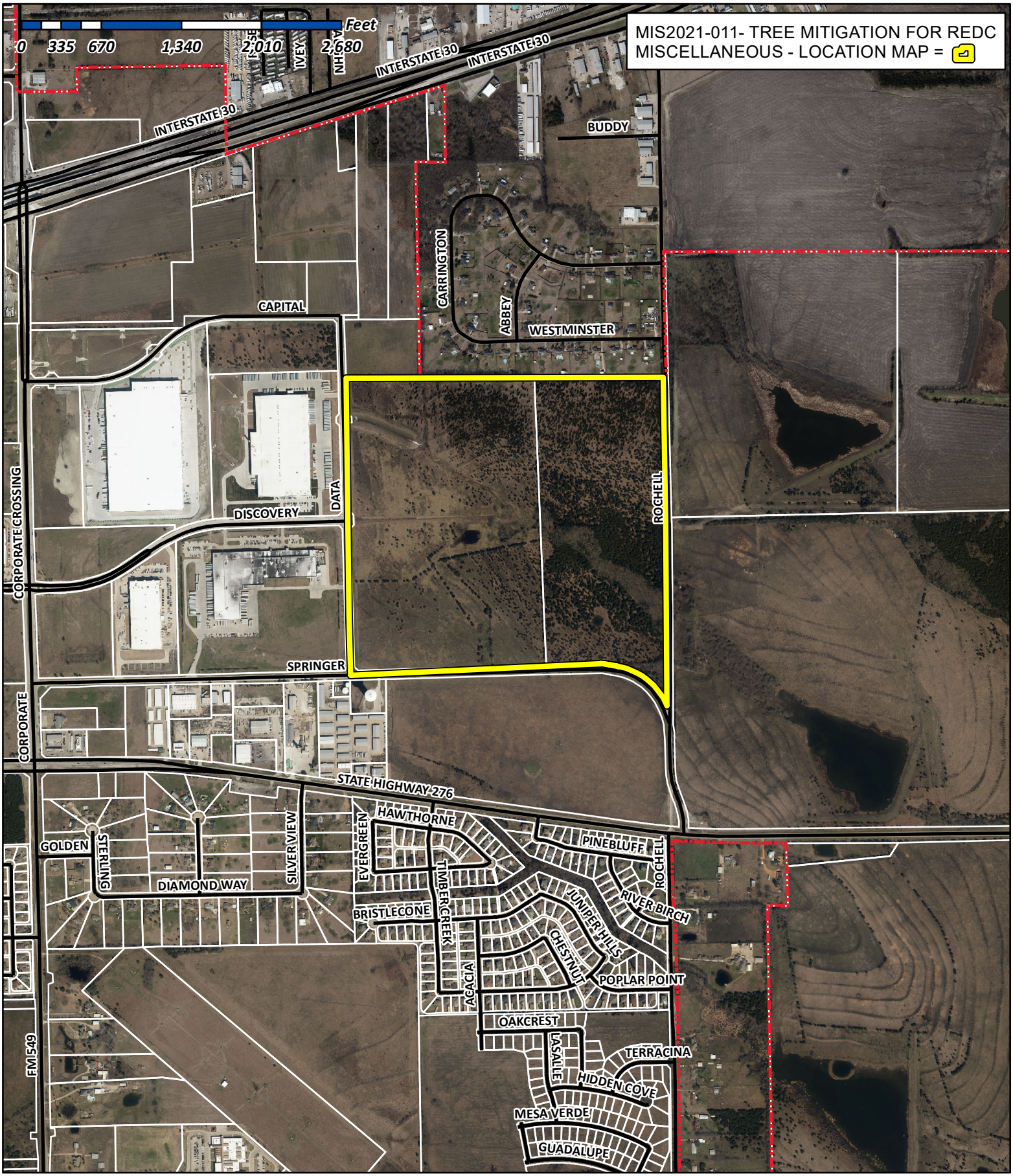

City of Rockwall

Planning & Zoning Department
385 S. Goliad Street
Rockwall, Texas 75032
(P): (972) 771-7745
(W): www.rockwall.com

ROCKWALL
Economic Development Corporation

August 2, 2021

Mr. Ryan Miller
Planning Director
City of Rockwall
385 S. Goliad
Rockwall, TX 75087

Re: Tree Mitigation Waiver Request

Mr. Miller:

The Rockwall Economic Development Corporation plans to install horizontal infrastructure to develop Phase V of the Rockwall Technology Park. Plans include new roadways, public and franchise utilities, a stormwater system, and regional detention pond to open up the future development of approximately 200 acres of Light Industrial zoned land. The proposed online regional detention pond design utilizes the existing contours and natural creek alignment of the existing floodplain. This design will maintain the natural conveyance of flow, limit the amount of grading required, and preserve as many existing mature trees as possible while contributing to the natural wetland prairie aesthetic. The attached tree conservation plan illustrates the proposed project and the trees that will be impacted or protected.

The grading and paving work associated with the above infrastructure will displace roughly 2,224 caliper inches of existing protected trees, as calculated in accordance with the City of Rockwall's tree preservation ordinance. The Rockwall EDC will plant 80 caliper inches of replacement trees in the new Discovery Blvd median to offset the displaced trees, but the net impact will require mitigation of approximately 2,144 caliper inches. In lieu of additional replacement trees, the REDC would be responsible to contribute approximately $215,000 to the tree preservation fund.

Considering that the Rockwall EDC is publicly funded and will utilize the issuance of public infrastructure bonds to fund the project, we would like to propose an alternative that may have a greater aesthetic impact. Three franchise utility providers – Oncor Electric, Farmers Electric Cooperative, and Suddenlink Communications – have existing overhead lines running adjacent to Springer Rd and Rochell Rd. The infrastructure project includes widening and improving both of those roadways. In lieu of the funds for tree mitigation, the Rockwall EDC proposes paying to underground those franchise utilities at an estimated cost of $570,475. Moving these lines underground before the development of the lots will create a more aesthetically pleasing business park consistent with earlier phases of the development. We believe that this will help further the Rockwall EDC's mission of broadening and diversifying the tax base through new business attraction, land acquisition and development, progressive infrastructure, corporate business expansion, and job creation.

We respectfully request that the Planning & Zoning Commission consider approval of the

attached Tree Conservation Plan and that the Rockwall City Council consider granting a waiver of the contribution to the tree preservation fund.

Sincerely,

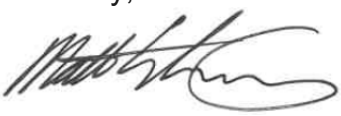

Matt Wavering
Director of Project Development

attachments

N

0 125' 250' 500'
SCALE IN FEET

FREESE AND NICHOLS, INC.
TEXAS REGISTERED ENGINEERING FIRM F-2144

STATE OF TEXAS
ALAN D. HENDRIX
69104
PROFESSIONAL ENGINEER
REGISTERED
7/26/2021

FREESE AND NICHOLS
2711 North Haskell Avenue, Suite 3300
Dallas, Texas 75204
Phone: (214) 217-2200
Fax: (214) 217-2201
Web - www.freese.com

ROCKWALL ECONOMIC DEVELOPMENT CORPORATION
RTP PHASE V INFRASTRUCTURE

OVERALL TREE CONSERVATION MAP

F&N JOB NO.	RKW19711
DATE	JULY 2021
DESIGNED	MW
DRAWN	MW
REVISED	
CHECKED	
FILE NAME	cv-trt-pl-tcmap01.sht

NO.	ISSUES	BY	DATE

VERIFY SCALE
0 1
Bar is one inch on original drawing.
If not one inch on this sheet, adjust scale

SHEET
TC-1

SEQ.
107

MicroStation V8 User: 03752 Office: On Site
Plotter: N:\IF\Drawings\Environmental\cv-trt-pl-tcmap01.sht
Plot Scale: 500.0000 Y / 1 in.
Date: Jul. 23, 2021 - 05:28:19 PM
Model: Default
Project: Freese and Nichols, Inc.-True Type Fonts

Office: On Site Date: Jul. 23, 2021 - 05:28:19 PM User: 03752 File: N:\IF\Drawings\Environmental\cv-trt-pl-tcmap01.sht

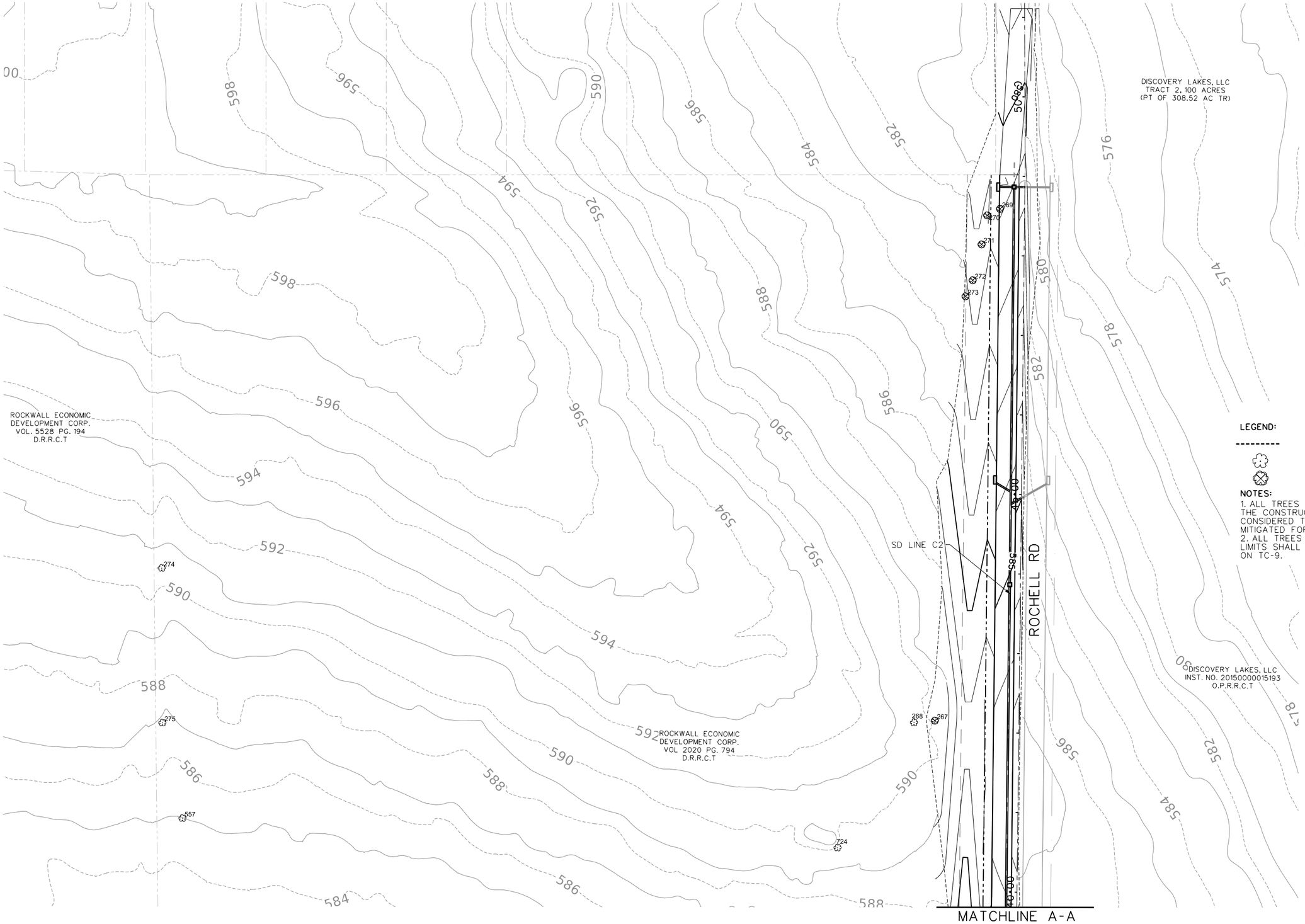

LEGEND:

- CONSTRUCTION LIMITS
- TREE
- TREE REMOVAL

NOTES:

1. ALL TREES THAT FALL WITHIN THE CONSTRUCTION LIMITS ARE CONSIDERED TO BE REMOVED AND MITIGATED FOR.
2. ALL TREES OUTSIDE THE CONSTRUCTION LIMITS SHALL BE PROTECTED PER DETAIL ON TC-9.

FREESE AND NICHOLS, INC.
TEXAS REGISTERED ENGINEERING FIRM F-2144

STATE OF TEXAS
ALAN D. HENDRIX
61798
REGISTERED PROFESSIONAL ENGINEER
7/26/2021

FREESE AND NICHOLS
2711 North Haskell Avenue, Suite 3300
Dallas, Texas 75204
Phone - (214) 217-2200
Fax - (214) 217-2201
Web - www.freese.com

ROCKWALL ECONOMIC DEVELOPMENT CORPORATION

RTP PHASE V INFRASTRUCTURE

CIVIL

TREE CONSERVATION PLAN

NO.	ISSUES	BY	DATE

F&N JOB NO.	RKW19711
DATE	JULY 2021
DESIGNED	MW
DRAWN	MW
REVISED	
CHECKED	ADH
FILE NAME	cv-trt-pl-treecon01.sht

VERIFY SCALE Bar is one inch on original drawing. If not one inch on this sheet, adjust scale

SHEET
TC-2

SEQ.
108

MicroStation V8 User: 03752 Office: On Site
File: N:\jf\Drawings\Environmental\cv-trt-pl-treecon01.sht
Plotter: JJ-Phaser 8560DN PS, 8x11PS-NoMargin-PDF
Plot Scale: 119.9595 ' / In.
Date: Jul. 23, 2021 - 05:35:55 PM
Model: Default
Projects: Freese and Nichols, Inc. - True Type Fonts

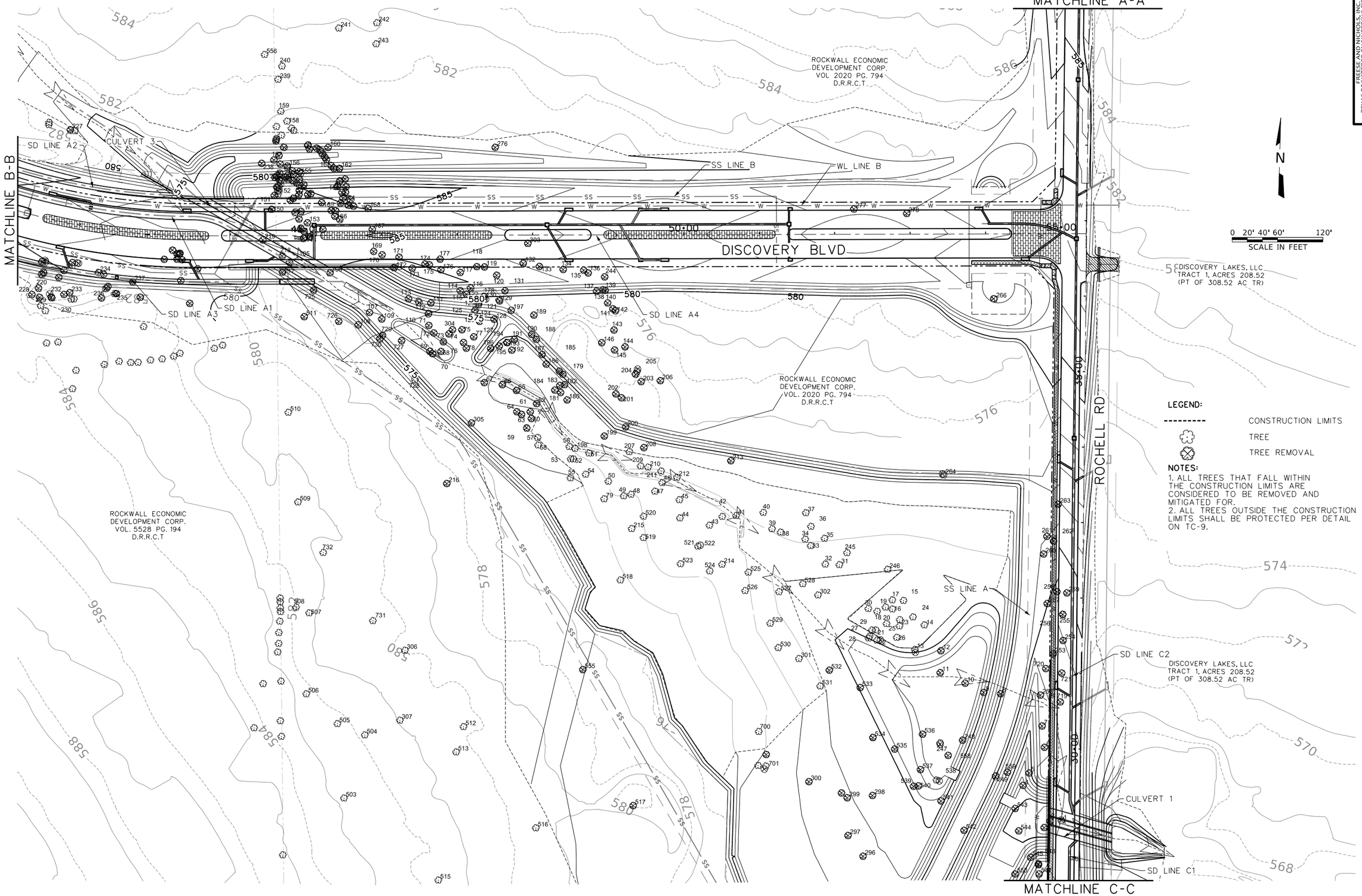

LEGEND:

- CONSTRUCTION LIMITS
- TREE
- TREE REMOVAL

NOTES:

1. ALL TREES THAT FALL WITHIN THE CONSTRUCTION LIMITS ARE CONSIDERED TO BE REMOVED AND MITIGATED FOR.
2. ALL TREES OUTSIDE THE CONSTRUCTION LIMITS SHALL BE PROTECTED PER DETAIL ON TC-9.

FREESE AND NICHOLS, INC.
TEXAS REGISTERED ENGINEERING FIRM F-2144

ALAN D. HENDRIX
66798
REGISTERED PROFESSIONAL ENGINEER
7/26/2021

FREESE AND NICHOLS
2711 North Haskell Avenue, Suite 3300
Dallas, Texas 75204
Phone - (214) 217-2200
Fax - (214) 217-2201
Web - www.freese.com

ROCKWALL ECONOMIC DEVELOPMENT CORPORATION

RTP PHASE V INFRASTRUCTURE

CIVIL

TREE CONSERVATION PLAN

F&N JOB NO.	RKW19711
DATE	JULY 2021
DESIGNED	MW
DRAWN	MW
REVISED	
CHECKED	ADH
FILE NAME	cv-trt-pl-treecono2.sht

NO.	ISSUES	BY	DATE

VERIFY SCALE Bar is one inch on original drawing. If not one inch on this sheet, adjust scale

0 1

SHEET
TC-3

SEQ.
109

MicroStation V8 User: 03752 Office: On Site
File: N:\jif\Drawings\Environmental\cv-trt-pl-treecono2.sht
Plotter: pipPlotdrv_V8.tt(PDF_File(PDF-Mono.pltcfg
Plot Area: Active Viewport Model: Default
Date: Jul. 23, 2021 - 05:34:49 PM Project: - Freese and Nichols, Inc. - True Type Fonts

Office: On Site Date: Jul. 23, 2021 - 05:34:49 PM User: 03752 File: N:\jif\Drawings\Environmental\cv-trt-pl-treecono2.sht

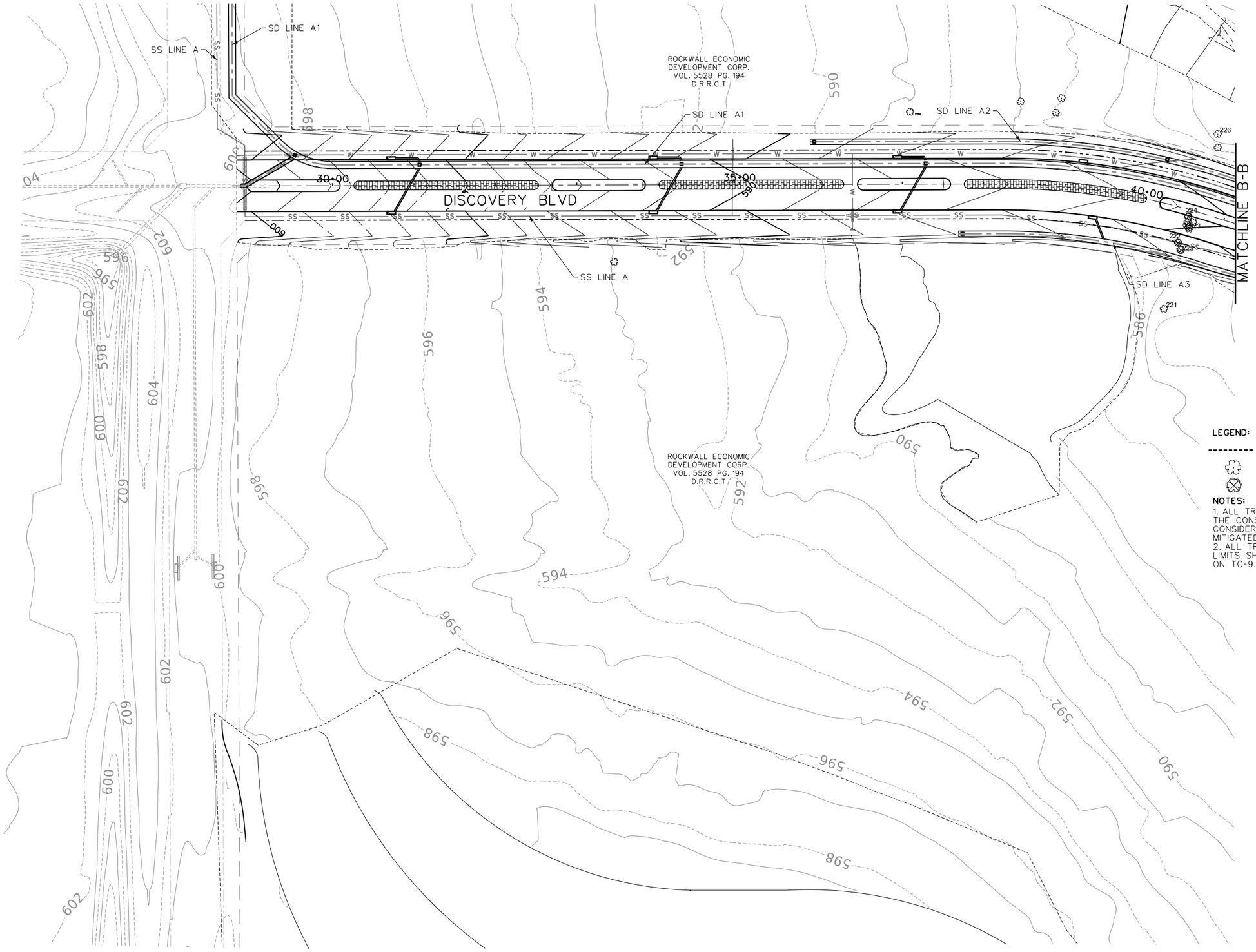

LEGEND:

- CONSTRUCTION LIMITS
- TREE
- TREE REMOVAL

NOTES:

1. ALL TREES THAT FALL WITHIN THE CONSTRUCTION LIMITS ARE CONSIDERED TO BE REMOVED AND MITIGATED FOR.
2. ALL TREES OUTSIDE THE CONSTRUCTION LIMITS SHALL BE PROTECTED PER DETAIL ON TC-9.

FREESE AND NICHOLS, INC.
TEXAS REGISTERED ENGINEERING FIRM F-2144

STATE OF TEXAS
ALAN D. HENDRIX
69104
REGISTERED PROFESSIONAL ENGINEER
7/26/2021

FREESE AND NICHOLS
2711 North Haskell Avenue, Suite 3300
Dallas, Texas 75204
Phone - (214) 217-2200
Fax - (214) 217-2201
Web - www.freese.com

ROCKWALL ECONOMIC DEVELOPMENT CORPORATION

RTP PHASE V INFRASTRUCTURE

CIVIL

TREE CONSERVATION PLAN

NO.	ISSUES	BY	DATE

F&N JOB NO. RKW19711
DATE JULY 2021
DESIGNED MW
DRAWN MW
REVISED
CHECKED ADH
FILE NAME cv-trt-pl-treecon03.sht

VERIFY SCALE Bar is one inch on original drawing. If not one inch on this sheet, adjust scale

SHEET TC-4

SEQ. 110

MicroStation V8 User: 03752 Office: On Site
Plotter: J:\Plotter\Adobe PDF Printer.pltcfg Model: Default
Plot Scale: 120.00 ' / in. Project: Freese and Nichols, Inc.--Trueo Type Fonts
Date: Jul. 23, 2021 - 05:29:08 PM

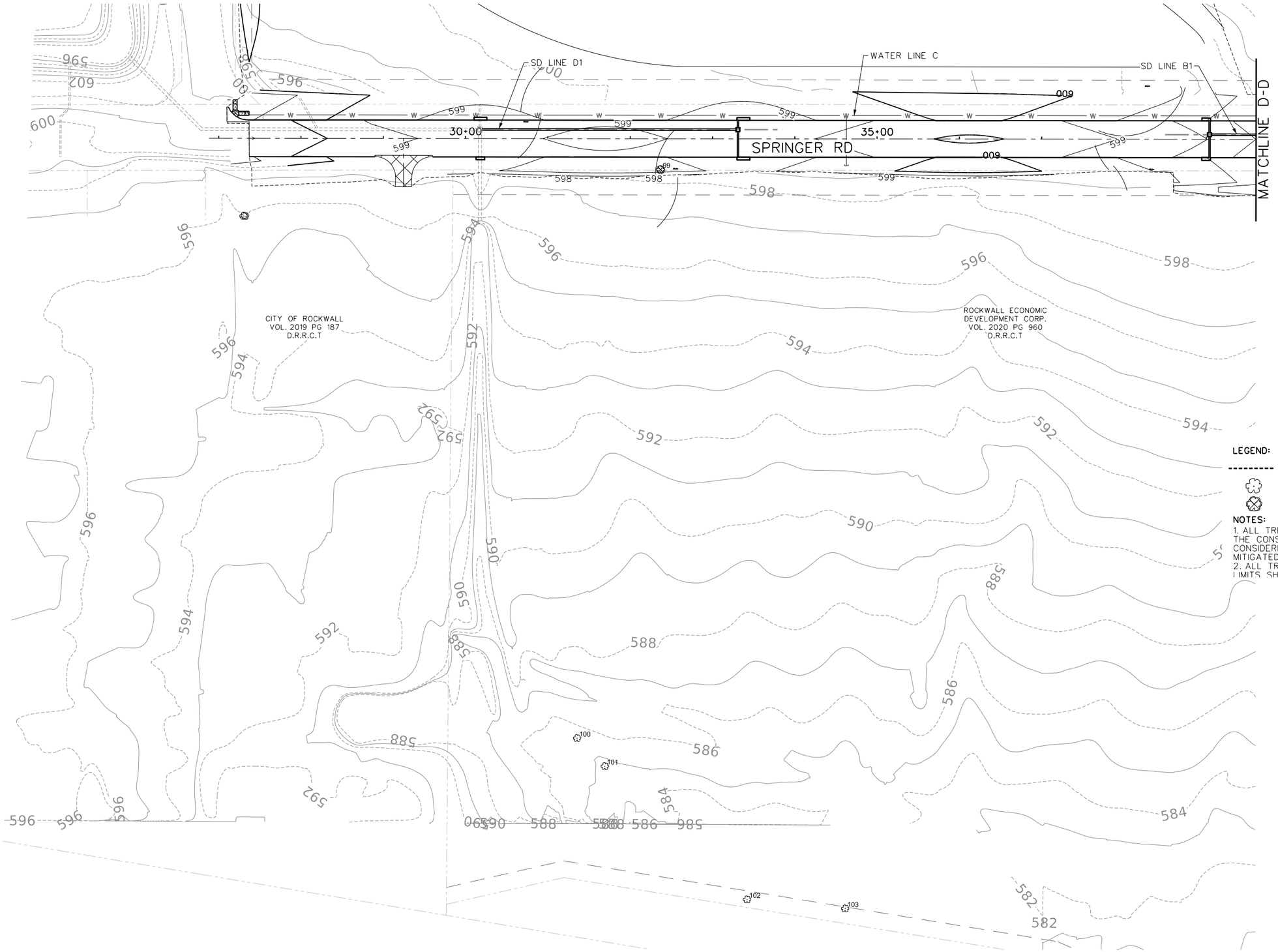

LEGEND:

---------	CONSTRUCTION LIMITS
✿	TREE
⊗	TREE REMOVAL

NOTES:

1. ALL TREES THAT FALL WITHIN THE CONSTRUCTION LIMITS ARE CONSIDERED TO BE REMOVED AND MITIGATED FOR.
2. ALL TREES OUTSIDE THE CONSTRUCTION LIMITS SHALL BE PROTECTED PER DETAIL

FREESE AND NICHOLS, INC.
TEXAS REGISTERED ENGINEERING FIRM F-2144

STATE OF TEXAS
ALAN D. HENDRIX
69194
PROFESSIONAL ENGINEER
7/26/2021

FREESE AND NICHOLS
2711 North Haskell Avenue, Suite 3300
Dallas, Texas 75204
Phone: (214) 217-2200
Fax: (214) 217-2201
Web - www.freese.com

ROCKWALL ECONOMIC DEVELOPMENT CORPORATION

RTP PHASE V INFRASTRUCTURE

CIVIL

TREE CONSERVATION PLAN

NO.	ISSUES	BY	DATE

F&N JOB NO.	RKW19711
DATE	JULY 2021
DESIGNED	MW
DRAWN	MW
REVISED	
CHECKED	ADH
FILE NAME	cv-trt-pl-treecon04.sht

VERIFY SCALE Bar is one inch on original drawing. If not one inch on this sheet, adjust scale

SHEET
TC-5

SEQ.
111

MicroStation V8 User: 03752 Office: On Site
Plotter: jjjPlotter - Xerox 6204 Model: Default
Plot Scale: 120.000 ' / in. Project: Freese and Nichols, Inc. - True Type Fonts
Date: Jul. 23, 2021 - 05:29:21 PM

Office: On Site Date: Jul. 23, 2021 - 05:29:21 PM User: 03752 File: N:\IF\Drawings\Environmental\cv-trt-pl-treecon04.sht

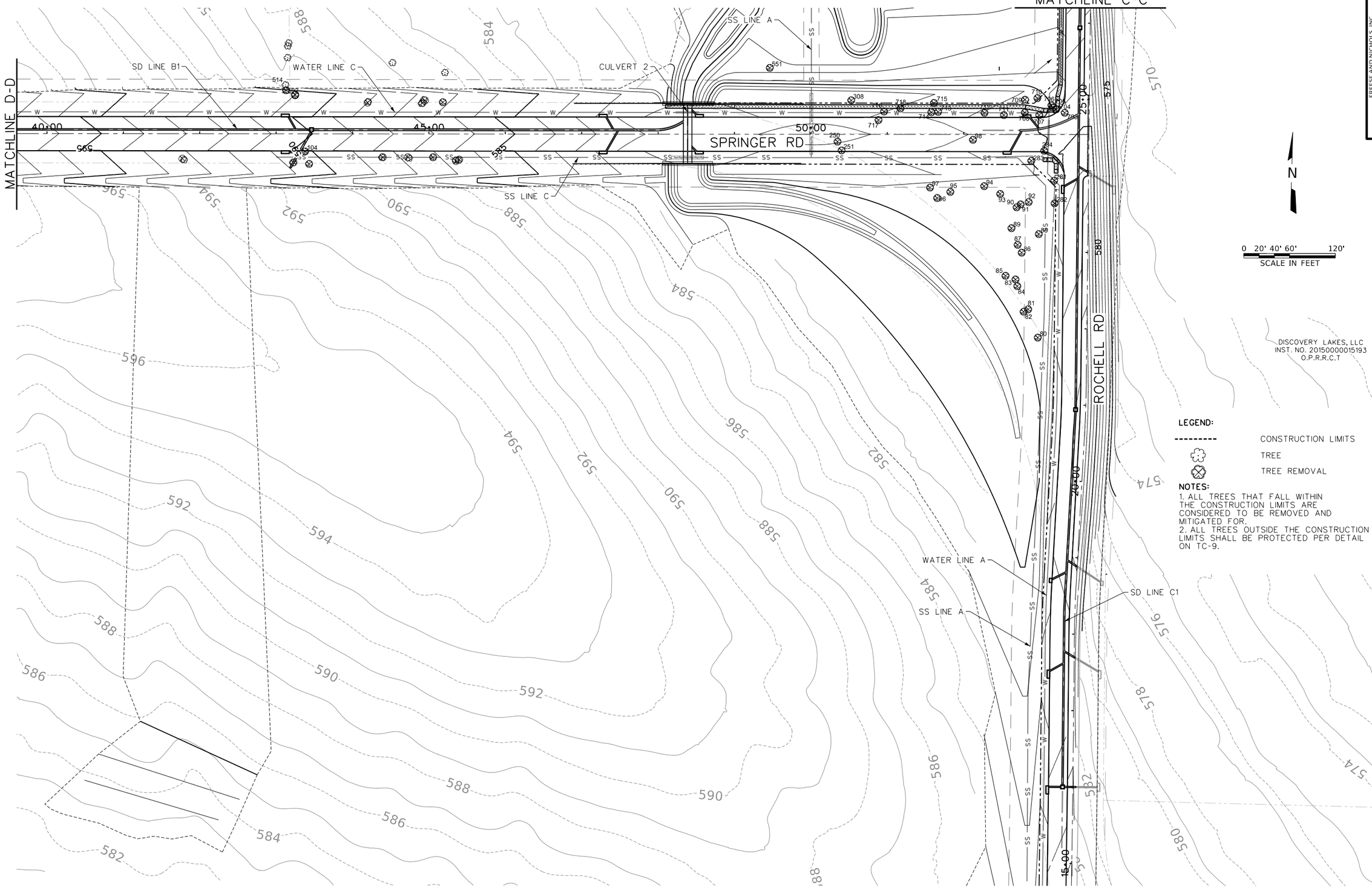

LEGEND:

- CONSTRUCTION LIMITS
- TREE
- TREE REMOVAL

NOTES:

1. ALL TREES THAT FALL WITHIN THE CONSTRUCTION LIMITS ARE CONSIDERED TO BE REMOVED AND MITIGATED FOR.
2. ALL TREES OUTSIDE THE CONSTRUCTION LIMITS SHALL BE PROTECTED PER DETAIL ON TC-9.

FREESE AND NICHOLS, INC.
TEXAS REGISTERED ENGINEERING FIRM F-2144

STATE OF TEXAS
ALAN D. HENDRIX
69484
REGISTERED
PROFESSIONAL ENGINEER
07/26/2021

FREESE AND NICHOLS
2711 North Haskell Avenue, Suite 3300
Dallas, Texas 75204
Phone - (214) 217-2200
Fax - (214) 217-2201
Web - www.freese.com

ROCKWALL ECONOMIC DEVELOPMENT CORPORATION

RTP PHASE V INFRASTRUCTURE

CIVIL

TREE CONSERVATION PLAN

F&N JOB NO.	RKW19711
DATE	JULY 2021
DESIGNED	MW
DRAWN	MW
REVISED	
CHECKED	ADH
FILE NAME	cv-trt-pl-treecon05.sht

NO.	ISSUES	BY	DATE

VERIFY SCALE Bar is one inch on original drawing. If not one inch on this sheet, adjust scale

SHEET
TC-6

SEQ.
112

MicroStation V8 User: 03752 Office: On Site
Plotter: J:\Plotters\Xerox\Phaser_7400DP.Microsoft PS
Plot Scale: 120.0000 ' / in.
Date: Jul. 23, 2021 - 05:29:33 PM
Model: Default
Project: Freese and Nichols, Inc.--True Type Fonts

Tree Number	Species	Diameter at Breast Height (Inches)	Canopy Cover (Feet)	General Condition	Northing	Easting	Remove Y / N	Healthy Removed (Inches)	Mitigation Required (Inches)
1	Black Willow	14.1	16	Healthy	7021392.84	2612999.18	Y	14.1	0.0
2	Cedar Elm	14.5	18	Healthy	7021392.69	2612983.82	Y	14.5	14.5
3	Hackberry	11.4	12	Healthy	7021383.87	2612976.42	Y	11.4	5.7
4	Hackberry	13.6	16	Healthy	7021438.96	2612947.02	Y	13.6	6.8
5	Hackberry	12.3	14	Healthy	7021455.58	2612954.60	Y	12.3	6.2
6	Hackberry	13.4	17	Healthy	7021490.14	2612974.08	Y	13.4	6.7
7	Cedar Elm	5.9	8	Healthy	7021518.24	2612970.22	Y	5.9	5.9
8	Hackberry	15.3	18	Healthy	7021559.52	2612914.12	Y	15.3	7.7
9	Hackberry	15.9	18	Healthy	7021560.62	2612891.78	Y	15.9	8.0
10	Hackberry	15.5	18	Healthy	7021572.35	2612866.93	Y	15.5	7.8
11	Cedar Elm	4.8	7	Healthy	7021585.37	2612833.55	Y	4.8	4.8
12	Cedar Elm	8.3	12	Healthy	7021614.42	2612833.73	Y	8.3	8.3
13	Cedar Elm	18.2	20	Healthy	7021615.19	2612799.27	Y	18.2	18.2
14	American Elm	23.7	21	Healthy	7021647.97	2612810.95	N	0.0	0.0
15	Cedar Elm	9.9	12	Healthy	7021679.60	2612782.44	N	0.0	0.0
16	Cedar Elm	19.3	24	Healthy	7021667.94	2612768.03	N	0.0	0.0
17	American Elm	6.5	12	Healthy	7021680.00	2612767.70	N	0.0	0.0
18	Cedar Elm	4.3	9	Healthy	7021664.37	2612747.92	N	0.0	0.0
19	Hackberry	11.0	15	Healthy	7021670.25	2612758.88	N	0.0	0.0
20	Cedar Elm	8.9	14	Healthy	7021648.39	2612760.76	N	0.0	0.0
21	Cedar Elm	21.7	24	Healthy	7021639.62	2612746.75	N	0.0	0.0
22	Cedar Elm	12.2	15	Healthy	7021626.11	2612748.75	Y	12.2	12.2
23	Cedar Elm	5.0	9	Healthy	7021654.03	2612778.17	N	0.0	0.0
24	Cedar Elm	6.6	12	Healthy	7021658.19	2612795.61	N	0.0	0.0
25	Cedar Elm	5.8	9	Healthy	7021645.83	2612778.03	N	0.0	0.0
26	Cedar Elm	5.4	9	Healthy	7021630.58	2612774.74	N	0.0	0.0
27	Cedar Elm	4.0	7	Healthy	7021631.17	2612738.86	Y	4.0	4.0
28	Cedar Elm	6.2	11	Healthy	7021628.70	2612737.49	Y	6.2	6.2
29	Hackberry	11.8	17	Healthy	7021639.45	2612741.86	N	0.0	0.0
30	Cedar Elm	4.6	9	Healthy	7021667.78	2612736.16	N	0.0	0.0
31	Hackberry	12.2	16	Healthy	7021724.84	2612696.35	N	0.0	0.0
32	Hackberry	11.4	16	Healthy	7021725.11	2612677.74	N	0.0	0.0
33	Cedar Elm	9.6	15	Healthy	7021749.13	2612657.65	N	0.0	0.0
34	Hackberry	12.8	18	Healthy	7021757.48	2612650.29	N	0.0	0.0
35	Cedar Elm	7.5	14	Healthy	7021759.21	2612675.81	N	0.0	0.0
36	Cedar Elm	6.2	10	Healthy	7021774.62	2612657.47	N	0.0	0.0
37	Cedar Elm	5.1	12	Healthy	7021792.46	2612650.20	N	0.0	0.0
38	Hackberry	23.1	17	Healthy	7021765.96	2612617.43	N	0.0	0.0
39	Hackberry	11.2	14	Healthy	7021770.12	2612606.04	N	0.0	0.0
40	Cedar Elm	4.9	7	Healthy	7021791.46	2612593.88	N	0.0	0.0
41	Cedar Elm	4.2	6	Healthy	7021786.37	2612558.06	N	0.0	0.0
42	Hackberry	12.1	18	Healthy	7021784.77	2612539.75	N	0.0	0.0
43	Cedar Elm	18.1	18	Healthy	7021772.73	2612523.05	N	0.0	0.0
44	Cedar Elm	8.0	13	Healthy	7021781.35	2612483.73	N	0.0	0.0
45	Hackberry	12.5	15	Healthy	7021805.45	2612482.39	N	0.0	0.0
46	Cedar Elm	4.3	8	Healthy	7021827.52	2612459.05	N	0.0	0.0
47	Cedar Elm	5.0	8	Healthy	7021815.89	2612449.65	N	0.0	0.0
48	Hackberry	15.5	17	Healthy	7021811.01	2612418.16	N	0.0	0.0
49	Hackberry	13.4	18	Healthy	7021808.75	2612408.44	N	0.0	0.0
50	Cedar Elm	27.1	25	Healthy	7021827.42	2612387.69	N	0.0	0.0
51	Cedar Elm	6.3	8	Healthy	7021864.15	2612361.19	N	0.0	0.0
52	American Elm	10.3	15	Healthy	7021855.94	2612340.45	N	0.0	0.0
53	Cedar Elm	4.5	8	Damaged	7021855.76	2612337.10	Y	0.0	0.0
54	Cedar Elm	6.6	9	Healthy	7021835.98	2612357.37	N	0.0	0.0
55	Eastern Red Cedar	14.0	12	Healthy	7021830.71	2612337.44	Y	14.0	7.0
56	Cedar Elm	9.2	14	Healthy	7021872.15	2612334.85	N	0.0	0.0
57	Common Persimmon	8.8	11	Healthy	7021882.94	2612292.54	Y	8.8	8.8
58	Eastern Red Cedar	11.0	10	Healthy	7021873.07	2612293.45	Y	11.0	5.5
59	Cedar Elm	6.0	8	Healthy	7021894.96	2612277.90	Y	6.0	6.0
60	Cedar Elm	5.7	8	Healthy	7021908.05	2612283.66	Y	5.7	5.7
61	Hackberry	11.7	17	Healthy	7021916.98	2612281.95	Y	11.7	5.9
62	Cedar Elm	6.8	8	Healthy	7021927.90	2612289.94	Y	6.8	6.8
63	Cedar Elm	4.8	8	Healthy	7021913.18	2612270.42	Y	4.8	4.8
64	Cedar Elm	4.2	7	Healthy	7021916.59	2612264.15	Y	4.2	4.2
65	Cedar Elm	4.2	7	Healthy	7021944.72	2612262.93	Y	4.2	4.2
66	Cedar Elm	5.5	8	Healthy	7021952.01	2612244.04	Y	5.5	5.5
67	Cedar Elm	23.7	18	Healthy	7021954.01	2612220.12	Y	23.7	23.7
68	Cedar Elm	10.0	14	Healthy	7021993.89	2612161.77	Y	10.0	10.0
69	Cedar Elm	8.0	11	Healthy	7021993.93	2612147.12	Y	8.0	8.0
70	Cedar Elm	4.5	7	Healthy	7021990.37	2612151.16	Y	4.5	4.5
71	Cedar Elm	15.5	18	Healthy	7022027.88	2612144.71	Y	15.5	15.5
72	Cedar Elm	10.5	13	Healthy	7022018.08	2612151.61	Y	10.5	10.5
73	Cedar Elm	7.0	10	Healthy	7022006.62	2612164.52	Y	7.0	7.0
74	Cedar Elm	14.5	17	Healthy	7022017.26	2612171.54	Y	14.5	14.5
75	Cedar Elm	7.3	9	Healthy	7022023.23	2612188.68	Y	7.3	7.3

Tree Number	Species	Diameter at Breast Height (Inches)	Canopy Cover (Feet)	General Condition	Northing	Easting	Remove Y / N	Healthy Removed (Inches)	Mitigation Required (Inches)
76	Cedar Elm	16.1	18	Healthy	7022006.51	2612191.18	N	0.0	0.0
77	Cedar Elm	9.1	12	Healthy	7022014.28	2612204.59	Y	9.1	9.1
78	Cedar Elm	13.0	18	Healthy	7021999.00	2612195.15	Y	13.0	13.0
79	Bois d'Arc	13.9	10	Healthy	7021804.06	2612382.72	N	0.0	0.0
80	Hackberry	24.3	18	Healthy	7020676.07	2612969.78	Y	24.3	12.2
81	Cedar Elm	6.0	9	Damaged	7020712.75	2612956.25	Y	0.0	0.0
82	Hackberry	26.9	16	Healthy	7020709.47	2612950.39	Y	26.9	53.8
83	Cedar Elm	6.8	9	Healthy	7020751.40	2612938.72	Y	6.8	6.8
84	Cedar Elm	4.8	8	Healthy	7020742.75	2612941.23	Y	4.8	4.8
85	Hackberry	16.0	18	Healthy	7020755.86	2612925.40	Y	16.0	8.0
86	Hackberry	21.4	25	Healthy	7020786.62	2612945.92	Y	21.4	10.7
87	Hackberry	12.2	16	Healthy	7020796.79	2612940.32	Y	12.2	6.1
88	Hackberry	26.0	28	Healthy	7020811.55	2612967.64	Y	26.0	52.0
89	Hackberry	14.0	11	Healthy	7020818.35	2612931.72	Y	14.0	7.0
90	Hackberry	16.2	18	Healthy	7020845.84	2612937.80	Y	16.2	8.1
91	Hackberry	12.1	14	Healthy	7020849.83	2612942.89	Y	12.1	6.1
92	Hackberry	24.5	25	Healthy	7020853.05	2612953.31	Y	24.5	12.3
93	Hackberry	16.3	19	Healthy	7020862.79	2612915.82	Y	16.3	8.2
94	Cedar Elm	7.6	108	Healthy	7020872.46	2612894.62	Y	7.6	7.6
95	Cedar Elm	13.2	15	Healthy	7020863.74	2612850.49	Y	13.2	13.2
96	Eastern Red Cedar	11.6	12	Healthy	7020855.30	2612833.54	Y	11.6	5.8
97	Hackberry	11.6	14	Healthy	7020868.81	2612823.79	Y	11.6	5.8
98	Hackberry	33.2	19	Healthy	7020932.65	2612878.42	Y	33.2	66.4
99	Hackberry	13.0	17	Healthy	7020853.44	2610904.47	Y	13.0	6.5
100	Cottonwood	11.1	14	Healthy	7020160.31	2610820.75	N	0.0	0.0
101	Green Ash	5.0	7	Healthy	7020127.07	2610855.31	N	0.0	0.0
102	Black Willow	28.6	15	Healthy	7019969.62	2611032.16	N	0.0	0.0
103	American Elm	10.2	14	Healthy	7019961.69	2611151.66	N	0.0	0.0
104	Eastern Red Cedar	14.3	22	Healthy	7020895.09	2612004.53	Y	14.3	7.2
105	Hackberry	11.0	14	Healthy	7022106.77	2611958.31	Y	11.0	5.5
106	Hackberry	11.2	15	Healthy	7022093.84	2612011.85	Y	11.2	5.6
107	Hackberry	22.0	25	Healthy	7022043.04	2612065.73	Y	22.0	11.0
108	Hackberry	15.4	19	Healthy	7022026.24	2612051.19	Y	15.4	7.7
109	Hercules-club	6.0	8	Healthy	7022034.69	2612082.18	Y	6.0	6.0
110	Hackberry	12.4	15	Healthy	7022043.93	2612143.94	Y	12.4	6.2
111	Cedar Elm	4.1	7	Healthy	7022057.62	2612146.66	Y	4.1	4.1
112	Cedar Elm	6.9	9	Healthy	7022059.61	2612130.06	Y	6.9	6.9
113	Cedar Elm	12.5	15	Healthy	7022062.35	2612117.06	Y	12.5	12.5
114	Hackberry	12.0	15	Healthy	7022074.95	2612185.09	Y	12.0	6.0
115	Cedar Elm	12.3	15	Healthy	7022070.40	2612193.62	Y	12.3	12.3
116	Hackberry	14.8	16	Healthy	7022079.45	2612198.52	Y	14.8	7.4
117	Cedar Elm	4.6	7	Healthy	7022099.07	2612184.53	Y	4.6	4.6
118	Cedar Elm	4.6	8	Healthy	7022107.32	2612206.24	Y	4.6	4.6
119	Hackberry	14.3	19	Healthy	7022107.19	2612216.38	Y	14.3	7.2
120	Cedar Elm	5.4	7	Healthy	7022096.68	2612232.84	Y	5.4	5.4
121	Cedar Elm	12.0	17	Healthy	7022065.01	2612217.35	Y	12.0	12.0
122	Cedar Elm	5.9	9	Healthy	7022064.19	2612212.75	Y	5.9	5.9
123	Cedar Elm	4.6	7	Damaged	7022059.57	2612210.04	Y	0.0	0.0
124	Cedar Elm	12.3	15	Healthy	7022056.64	2612209.82	Y	12.3	12.3
125	Cedar Elm	7.3	10	Healthy	7022049.05	2612204.85	Y	7.3	7.3
126	Cedar Elm	9.9	14	Healthy	7022041.26	2612210.06	Y	9.9	9.9
127	Cedar Elm	4.2	8	Healthy	7022034.96	2612211.75	Y	4.2	4.2
128	Cedar Elm	6.0	11	Healthy	7022038.30	2612231.01	Y	6.0	6.0
129	Cedar Elm	5.6	9	Healthy	7022062.72	2612237.62	Y	5.6	5.6
130	Cedar Elm	6.9	10	Healthy	7022064.16	2612236.81	Y	6.9	6.9
131	Hackberry	13.5	16	Healthy	7022076.23	2612244.42	Y	13.5	6.8
132	Hackberry	11.2	15	Healthy	7022113.69	2612267.42	Y	11.2	5.6
133	Cedar Elm	6.7	9	Healthy	7022109.71	2612289.04	Y	6.7	6.7
134	Cedar Elm	14.1	19	Healthy	7022106.57	2612320.78	Y	14.1	14.1
135	Cedar Elm	4.3	8	Healthy	7022106.27	2612347.89	Y	4.3	4.3
136	Cedar Elm	6.5	9	Healthy	7022102.67	2612353.91	Y	6.5	6.5
137	Cedar Elm	13.6	16	Healthy	7022079.03	2612365.58	Y	13.6	13.6
138	Cedar Elm	6.4	9	Healthy	7022080.95	2612374.11	Y	6.4	6.4
139	Cedar Elm	5.1	9	Healthy	7022080.26	2612377.01	Y	5.1	5.1
140	Cedar Elm	5.0	9	Healthy	7022063.73	2612380.68	Y	5.0	5.0
141	Cedar Elm	5.2	9	Healthy	7022056.05	2612387.87	Y	5.2	5.2
142	Cedar Elm	4.0	7	Healthy	7022054.12	2612391.16	Y	4.0	4.0
143	Cedar Elm	8.6	11	Damaged	7022028.06	2612390.04	Y	0.0	0.0
144	Cedar Elm	8.2	12	Healthy	7022006.17	2612405.16	Y	8.2	8.2
145	Cedar Elm	11.0	17	Healthy	7022001.66	2612391.46	Y	11.0	11.0
146	Cedar Elm	11.1	18	Healthy	7022010.85	2612374.21	Y	11.1	11.1
148	Hackberry	16.5	12	Healthy	7022139.44	2611976.76	Y	16.5	8.3
149	Hackberry	13.7	12	Damaged	7022148.17	2611976.43	Y	0.0	0.0
150	Hackberry	14.4	16	Healthy	7022176.14	2611932.37	Y	14.4	7.2

FREESE AND NICHOLS, INC.
TEXAS REGISTERED ENGINEERING FIRM F-2144

STATE OF TEXAS
ALAN D. HENDRIX
69794
REGISTERED PROFESSIONAL ENGINEER
7/26/2021

FREESE AND NICHOLS
2711 North Haskell Avenue, Suite 3300
Dallas, Texas 75204
Phone - (214) 217-2200
Fax - (214) 217-2201
Web - www.freese.com

ROCKWALL ECONOMIC DEVELOPMENT CORPORATION

RTP PHASE V INFRASTRUCTURE

CIVIL

TREE CONSERVATION PLAN TABLES

NO.	ISSUES	BY	DATE

F&N JOB NO.	RKW19711
DATE	JULY 2021
DESIGNED	MW
DRAWN	MW
REVISED	
CHECKED	ADH
FILE NAME	cv-trt-pl-treecontables.sht

VERIFY SCALE 0 1" Bar is one inch on original drawing. If not one inch on this sheet, adjust scale

SHEET TC-7

SEQ. 113

Tree Number	Species	Diameter at Breast Height (Inches)	Canopy Cover (Feet)	General Condition	Northing	Easting	Remove Y / N	Healthy Removed (Inches)	Mitigation Required (Inches)
151	Hackberry	13.0	10	Healthy	7022194.75	2611935.78	Y	13.0	6.5
152	Hackberry	11.5	15	Healthy	7022196.74	2611940.84	Y	11.5	5.8
153	Hackberry	18.0	15	Healthy	7022159.68	2611980.46	Y	18.0	9.0
154	Hackberry	11.5	8	Damaged	7022221.65	2611952.82	Y	0.0	0.0
155	Hackberry	18.0	16	Healthy	7022227.03	2611968.03	Y	18.0	9.0
156	Hackberry	12.5	14	Damaged	7022234.19	2611951.98	Y	0.0	0.0
157	Hackberry	19.0	16	Healthy	7022241.70	2611933.95	Y	19.0	9.5
158	Hackberry	14.5	15	Healthy	7022293.43	2611950.01	N	0.0	0.0
159	Eastern Red Cedar	11.5	18	Healthy	7022306.25	2611941.45	N	0.0	0.0
160	Eastern Red Cedar	12.0	18	Healthy	7022260.12	2612005.28	Y	12.0	6.0
161	Hercules-club	6.3	7	Healthy	7022232.80	2612013.75	Y	6.3	6.3
162	Hercules-club	6.8	10	Healthy	7022232.68	2612021.08	Y	6.8	6.8
163	Hercules-club	5.5	8	Healthy	7022200.77	2612025.22	Y	5.5	5.5
164	American Elm	12.2	20	Healthy	7022193.54	2612026.61	Y	12.2	12.2
165	American Elm	14.4	20	Healthy	7022176.48	2612012.15	Y	14.4	14.4
166	American Elm	15.0	25	Healthy	7022169.28	2612016.59	Y	15.0	15.0
167	Eastern Red Cedar	11.0	18	Healthy	7022153.27	2612066.63	Y	11.0	5.5
168	Eastern Red Cedar	12.8	18	Healthy	7022180.81	2612060.22	Y	12.8	6.4
169	American Elm	12.5	15	Healthy	7022124.05	2612069.12	Y	12.5	12.5
170	Eastern Red Cedar	13.2	20	Healthy	7022119.80	2612080.50	Y	13.2	6.6
171	American Elm	5.5	9	Healthy	7022117.34	2612103.02	Y	5.5	5.5
172	Bois d'Arc	12.1	20	Healthy	7022102.70	2612096.85	Y	12.1	0.0
173	American Elm	7.0	12	Healthy	7022103.01	2612120.85	Y	7.0	7.0
174	American Elm	6.4	9	Healthy	7022109.04	2612137.61	Y	6.4	6.4
175	American Elm	5.0	8	Healthy	7022108.14	2612143.36	Y	5.0	5.0
176	American Elm	4.1	7	Healthy	7022102.01	2612158.84	Y	4.1	4.1
177	American Elm	4.6	6	Healthy	7022116.00	2612157.42	Y	4.6	4.6
178	Cedar Elm	5.2	8	Healthy	7022068.27	2612216.70	Y	5.2	5.2
179	Cedar Elm	9.5	16	Healthy	7021967.72	2612323.84	Y	9.5	9.5
180	Hackberry	11.8	18	Healthy	7021933.89	2612330.32	Y	11.8	5.9
181	American Elm	4.1	6	Healthy	7021943.50	2612321.45	Y	4.1	4.1
182	American Elm	4.3	7	Healthy	7021954.01	2612326.43	Y	4.3	4.3
183	American Elm	7.5	10	Healthy	7021952.93	2612320.16	Y	7.5	7.5
184	American Elm	4.4	6	Healthy	7021946.50	2612313.76	Y	4.4	4.4
185	American Elm	4.8	8	Healthy	7021971.83	2612319.00	Y	4.8	4.8
186	American Elm	6.8	12	Healthy	7021980.61	2612301.43	Y	6.8	6.8
187	American Elm	9.5	10	Healthy	7021993.23	2612295.75	Y	9.5	9.5
188	Hackberry	13.0	16	Damaged	7022013.10	2612287.53	Y	0.0	0.0
189	American Elm	10.7	16	Healthy	7022045.13	2612283.43	Y	10.7	10.7
190	Hackberry	11.0	10	Damaged	7022019.50	2612281.14	Y	0.0	0.0
191	American Elm	5.7	8	Healthy	7022012.12	2612258.25	Y	5.7	5.7
192	American Elm	6.5	8	Healthy	7021997.92	2612255.32	Y	6.5	6.5
193	American Elm	7.0	10	Healthy	7022007.66	2612249.00	Y	7.0	7.0
194	American Elm	6.7	10	Healthy	7022008.02	2612248.33	Y	6.7	6.7
195	Cedar Elm	5.1	5	Healthy	7022002.87	2612238.70	Y	5.1	5.1
196	Cedar Elm	8.5	10	Healthy	7021999.46	2612227.36	Y	8.5	8.5
197	Hackberry	11.5	14	Healthy	7022050.73	2612253.30	Y	11.5	5.8
198	Cottonwood	21.4	16	Healthy	7021869.88	2612342.35	N	0.0	0.0
199	Hackberry	14.4	9	Damaged	7021887.31	2612380.83	N	0.0	0.0
200	Cedar Elm	12.2	16	Healthy	7021900.07	2612408.68	Y	12.2	12.2
201	American Elm	15.3	24	Healthy	7021938.60	2612402.14	Y	15.3	15.3
202	Cedar Elm	7.0	9	Healthy	7021943.51	2612394.64	Y	7.0	7.0
203	American Elm	4.8	7	Healthy	7021960.59	2612427.77	Y	4.8	4.8
204	Cedar Elm	6.3	10	Healthy	7021970.56	2612419.69	Y	6.3	6.3
205	Cedar Elm	5.2	9	Healthy	7021974.10	2612422.12	Y	5.2	5.2
206	Eastern Red Cedar	12.8	16	Healthy	7021962.54	2612453.10	Y	12.8	6.4
207	Green Ash	5.4	10	Healthy	7021867.38	2612414.54	N	0.0	0.0
208	Eastern Red Cedar	15.8	18	Healthy	7021873.33	2612433.56	Y	15.8	7.9
209	Cedar Elm	13.5	20	Healthy	7021848.84	2612429.84	N	0.0	0.0
210	Cedar Elm	5.2	7	Healthy	7021847.54	2612439.76	N	0.0	0.0
211	Cedar Elm	4.3	6	Healthy	7021842.81	2612457.22	N	0.0	0.0
212	American Elm	15.3	10	Healthy	7021835.19	2612478.45	N	0.0	0.0
213	Eastern Red Cedar	11.3	15	Healthy	7021858.88	2612549.18	Y	11.3	5.7
214	Hackberry	11.5	16	Healthy	7021721.40	2612540.97	N	0.0	0.0
215	Hackberry	13.0	20	Healthy	7021765.59	2612420.15	N	0.0	0.0
216	Eastern Red Cedar	11.0	16	Healthy	7021819.13	2612173.92	Y	11.0	5.5
217	Hackberry	11.0	16	Healthy	7022093.47	2611949.11	Y	11.0	5.5
218	Hackberry	16.0	16	Healthy	7022114.79	2611948.38	Y	16.0	8.0
219	Bois d'Arc	14.5	22	Healthy	7022135.39	2611922.11	Y	14.5	0.0
220	Hackberry	14.0	18	Healthy	7022063.99	2611626.71	Y	14.0	7.0
221	Honey-locust	11.1	14	Healthy	7022058.93	2611511.27	N	0.0	0.0
222	Hackberry	21.5	18	Damaged	7022140.51	2611526.54	Y	0.0	0.0
223	Hackberry	29.5	30	Damaged	7022166.26	2611537.71	Y	0.0	0.0
224	Hackberry	27.2	30	Damaged	7022172.85	2611538.41	Y	0.0	0.0
225	Hackberry	24.1	20	Healthy	7022132.68	2611529.74	Y	24.1	12.1

Tree Number	Species	Diameter at Breast Height (Inches)	Canopy Cover (Feet)	General Condition	Northing	Easting	Remove Y / N	Healthy Removed (Inches)	Mitigation Required (Inches)
226	Hackberry	22.9	18	Damaged	7022275.28	2611571.80	N	0.0	0.0
227	Black Willow	24.6	18	Healthy	7022274.74	2611663.53	Y	24.6	0.0
228	Hackberry	23.8	18	Healthy	7022055.38	2611618.22	Y	23.8	23.8
229	Hackberry	18.0	25	Healthy	7022040.77	2611630.17	Y	18.0	18.0
230	Hackberry	11.3	14	Healthy	7022051.37	2611644.97	Y	11.3	11.3
231	Bois d'Arc	46.7	30	Healthy	7022088.24	2611659.82	Y	46.7	0.0
232	Hackberry	17.2	20	Healthy	7022056.52	2611660.65	Y	17.2	8.6
233	Hackberry	20.3	22	Healthy	7022059.01	2611668.07	Y	20.3	10.1
234	Black Willow	22.2	18	Healthy	7022086.83	2611705.19	Y	22.2	0.0
235	Bois d'Arc	13.3	14	Healthy	7022068.38	2611718.30	Y	13.3	0.0
236	Hackberry	20.3	18	Healthy	7022066.38	2611717.14	Y	20.3	10.2
237	Hercules-club	5.2	9	Healthy	7022075.60	2611751.18	Y	5.2	5.2
238	Hackberry	15.9	20	Healthy	7022236.78	2611917.92	Y	15.9	8.0
239	Eastern Red Cedar	11.5	15	Healthy	7022348.52	2611936.77	N	0.0	0.0
240	Eastern Red Cedar	11.9	18	Healthy	7022366.17	2611941.50	N	0.0	0.0
241	Eastern Red Cedar	11.2	16	Healthy	7022418.41	2612015.45	N	0.0	0.0
242	Eastern Red Cedar	11.4	12	Healthy	7022426.69	2612065.73	N	0.0	0.0
243	Eastern Red Cedar	11.1	15	Healthy	7022398.83	2612065.55	N	0.0	0.0
244	Eastern Red Cedar	11.7	16	Healthy	7022098.10	2612375.85	Y	11.7	5.9
245	Hercules-club	4.8	9	Healthy	7021740.99	2612706.10	N	0.0	0.0
246	Hackberry	12.8	10	Damaged	7021720.38	2612760.31	N	0.0	0.0
247	Hackberry	11.8	12	Damaged	7021492.34	2612835.75	Y	0.0	0.0
248	Hackberry	15.1	16	Healthy	7021496.79	2612865.46	Y	15.1	7.6
249	Cedar Elm	19.3	22	Healthy	7021450.87	2612910.42	Y	19.3	19.3
250	American Elm	12.5	10	Healthy	7020925.69	2612701.19	Y	12.5	12.5
251	American Elm	4.4	9	Healthy	7020914.40	2612706.82	Y	4.4	4.4
252	Eastern Red Cedar	11.1	12	Healthy	7021559.14	2612967.00	Y	11.1	5.6
253	Eastern Red Cedar	12.4	15	Healthy	7021614.01	2612982.33	Y	12.4	6.2
254	American Elm	4.4	8	Healthy	7021632.18	2612995.01	Y	4.4	4.4
255	American Elm	5.5	9	Healthy	7021666.50	2612993.92	Y	5.5	5.5
256	Gum Bumelia	5.0	8	Healthy	7021666.74	2612993.71	Y	5.0	5.0
257	Eastern Red Cedar	11.8	13	Healthy	7021680.60	2612972.84	Y	11.8	5.9
258	Eastern Red Cedar	11.5	12	Healthy	7021696.54	2612985.27	Y	11.5	5.8
259	Gum Bumelia	4.9	5	Damaged	7021695.30	2612998.52	Y	0.0	0.0
260	Eastern Red Cedar	11.2	12	Healthy	7021745.96	2612966.39	Y	11.2	5.6
261	Eastern Red Cedar	13.9	18	Healthy	7021769.54	2612970.15	Y	13.9	7.0
262	Eastern Red Cedar	11.4	15	Healthy	7021763.31	2612979.19	Y	11.4	5.7
263	Eastern Red Cedar	11.2	18	Healthy	7021812.51	2612983.92	Y	11.2	5.6
264	Eastern Red Cedar	11.4	14	Healthy	7021847.04	2612831.33	Y	11.4	5.7
265	Eastern Red Cedar	12.2	16	Healthy	7022049.98	2612896.74	Y	12.2	6.1
266	Eastern Red Cedar	11.1	10	Healthy	7022082.16	2612892.38	Y	11.1	5.6
267	Hercules-club	6.2	10	Healthy	7022701.85	2612899.18	Y	6.2	6.2
268	Hercules-club	4.1	9	Healthy	7022698.82	2612873.07	N	0.0	0.0
269	Bois d'Arc	12.9	16	Healthy	7023347.22	2612964.60	Y	12.9	0.0
270	Hackberry	12.5	14	Healthy	7023338.58	2612948.72	Y	12.5	6.3
271	Hackberry	11.4	12	Healthy	7023301.96	2612942.63	Y	11.4	5.7
272	American Elm	5.9	6	Healthy	7023256.60	2612932.62	Y	5.9	5.9
273	Cedar Elm	4.7	8	Healthy	7023236.24	2612924.17	Y	4.7	4.7
274	Eastern Red Cedar	16.1	18	Healthy	7022868.71	2611922.43	N	0.0	0.0
275	Eastern Red Cedar	12.6	18	Healthy	7022674.33	2611928.29	N	0.0	0.0
276	Eastern Red Cedar	11.0	10	Healthy	7022265.96	2612226.57	Y	11.0	5.5
277	Eastern Red Cedar	12.3	18	Healthy	7022196.44	2612703.51	Y	12.3	6.2
278	Eastern Red Cedar	14.3	16	Healthy	7022192.29	2612773.61	Y	14.3	7.2
279	Cottonwood	12.2	10	Damaged	7021903.22	2613005.18	Y	0.0	0.0
280	Gum Bumelia	4.7	7	Healthy	7023373.32	2610327.28	Y	4.7	4.7
281	American Elm	6.0	7	Healthy	7020881.96	2612985.99	Y	6.0	6.0
282	American Elm	11.3	12	Healthy	7020852.27	2612987.30	Y	11.3	11.3
283	Hercules-club	9.4	10	Damaged	7020907.21	2612955.47	Y	0.0	0.0
284	Hercules-club	16.3	14	Healthy	7020920.66	2612971.95	Y	16.3	16.3
285	Hackberry	14.3	8	Damaged	7021281.83	2612987.05	Y	0.0	0.0
286	Hackberry	11.1	10	Healthy	7021276.50	2612962.99	Y	11.1	5.6
287	Hercules-club	6.3	8	Healthy	7021270.64	2612960.46	Y	6.3	6.3
288	Hackberry	15.0	12	Healthy	7021262.12	2612957.15	Y	15.0	7.5
289	Eastern Red Cedar	12.1	15	Healthy	7021252.26	2612982.96	Y	12.1	6.1
290	Hercules-club	6.3	10	Healthy	7021287.48	2612931.09	Y	6.3	6.3
291	American Elm	5.0	8	Healthy	7021258.13	2612931.29	Y	5.0	5.0
292	American Elm	6.8	9	Healthy	7021260.95	2612911.61	Y	6.8	6.8
293	Eastern Red Cedar	13.2	18	Healthy	7021270.76	2612874.35	Y	13.2	6.6
294	Eastern Red Cedar	11.5	13	Healthy	7021301.62	2612846.57	Y	11.5	5.8
295	Eastern Red Cedar	11.2	15	Healthy	7021295.46	2612811.76	Y	11.2	5.6
296	Eastern Red Cedar	11.7	16	Healthy	7021339.76	2612737.54	Y	11.7	5.9
297	Eastern Red Cedar	11.1	14	Healthy	7021366.64	2612716.96	Y	11.1	5.6
298	Eastern Red Cedar	11.6	18	Healthy	7021420.52	2612748.03	Y	11.6	5.8
299	Eastern Red Cedar	11.2	15	Healthy	7021416.54	2612714.72	Y	11.2	5.6
300	Eastern Red Cedar	11.2	20	Healthy	7021436.67	2612663.36	Y	11.2	5.6

FREESE AND NICHOLS, INC.
TEXAS REGISTERED ENGINEERING FIRM F-2144

STATE OF TEXAS
ALAN D. HENDRIK
69104
REGISTERED
PROFESSIONAL ENGINEER
07/26/2021

FREESE AND NICHOLS
2711 North Haskell Avenue, Suite 3300
Dallas, Texas 75204
Phone - (214) 217-2200
Fax - (214) 217-2201
Web - www.freese.com

ROCKWALL ECONOMIC DEVELOPMENT CORPORATION

RTP PHASE V INFRASTRUCTURE

CIVIL

TREE CONSERVATION PLAN TABLES

NO.	ISSUES	BY	DATE

F&N JOB NO. RKW19711
DATE JULY 2021
DESIGNED MW
DRAWN MW
REVISED
CHECKED ADH
FILE NAME cv-trt-pl-treecontables02.sht

VERIFY SCALE 0 — Bar is one inch on original drawing. If not one inch on this sheet, adjust scale

SHEET TC-8

SEQ. 114

MicroStation V8 User: 03752 Office: On Site
Plotter: HP DesignJet Plot Scale: 1 = 120.00 Date: Jul. 23, 2021 - 05:29:44 PM
Model: Default Project: Freese and Nichols, Inc. - Tree Type Fonts

Tree Number	Species	Diameter at Breast Height (Inches)	Canopy Cover (Feet)	General Condition	Northing	Easting	Remove Y / N	Healthy Removed (Inches)	Mitigation Required (Inches)
301	American Elm	4.3	6	Healthy	7021599.21	2612645.97	N	0.0	0.0
302	Hackberry	17.1	18	Healthy	7021683.99	2612669.07	N	0.0	0.0
303	Eastern Red Cedar	11.3	12	Healthy	7022139.64	2612273.06	Y	11.3	5.7
304	Hackberry	11.0	12	Healthy	7022022.98	2612176.19	Y	11.0	5.5
305	Eastern Red Cedar	11.3	14	Healthy	7021900.23	2612204.47	Y	11.3	5.7
306	Eastern Red Cedar	11.0	16	Healthy	7021596.86	2612124.07	N	0.0	0.0
307	Eastern Red Cedar	11.0	16	Healthy	7021504.04	2612119.78	N	0.0	0.0
308	American Elm	7.3	10	Healthy	7020980.30	2612717.78	Y	7.3	7.3
500	Eastern Red Cedar	12.3	16	Healthy	7021177.74	2611963.16	N	0.0	0.0
501	Eastern Red Cedar	13.3	15	Healthy	7021098.88	2611965.26	N	0.0	0.0
502	Eastern Red Cedar	13.9	16	Healthy	7020974.53	2611977.75	Y	13.9	7.0
503	Eastern Red Cedar	11.1	12	Healthy	7021399.10	2612048.43	N	0.0	0.0
504	Eastern Red Cedar	12.6	18	Healthy	7021483.37	2612073.84	N	0.0	0.0
505	Eastern Red Cedar	11.3	21	Healthy	7021497.36	2612037.20	N	0.0	0.0
506	Cedar Elm	5.1	6	Healthy	7021535.78	2611995.03	N	0.0	0.0
507	Eastern Red Cedar	11.0	16	Healthy	7021643.09	2611996.10	N	0.0	0.0
508	Gum Bumelia	4.7	4	Healthy	7021650.26	2611978.51	N	0.0	0.0
509	Eastern Red Cedar	11.8	18	Healthy	7021789.56	2611977.44	N	0.0	0.0
510	Eastern Red Cedar	11.3	18	Healthy	7021907.94	2611961.68	N	0.0	0.0
511	Cedar Elm	4.3	6	Healthy	7022035.25	2611979.51	Y	4.3	4.3
512	Eastern Red Cedar	13.3	16	Healthy	7021497.64	2612204.28	N	0.0	0.0
513	Eastern Red Cedar	11.2	12	Healthy	7021463.89	2612195.40	N	0.0	0.0
514	Hercules-club	4.2	9	Healthy	7020981.38	2611976.89	N	0.0	0.0
515	Eastern Red Cedar	11.2	17	Healthy	7021293.68	2612176.11	N	0.0	0.0
516	Eastern Red Cedar	12.9	15	Healthy	7021366.10	2612303.43	N	0.0	0.0
517	Cedar Elm	7.3	8	Healthy	7021398.99	2612431.49	Y	7.3	7.3
518	Cedar Elm	4.0	6	Healthy	7021697.15	2612406.96	N	0.0	0.0
519	Hackberry	14.3	10	Healthy	7021754.03	2612436.12	N	0.0	0.0
520	Hackberry	19.9	16	Healthy	7021782.36	2612435.46	N	0.0	0.0
521	Hackberry	12.7	12	Healthy	7021744.58	2612508.51	N	0.0	0.0
522	American Elm	10.1	15	Healthy	7021746.05	2612511.71	N	0.0	0.0
523	Hackberry	15.3	14	Healthy	7021720.69	2612486.06	N	0.0	0.0
524	American Elm	10.8	13	Healthy	7021712.15	2612524.92	N	0.0	0.0
525	Hackberry	27.9	18	Healthy	7021711.78	2612576.13	N	0.0	0.0
526	Hackberry	11.8	14	Healthy	7021687.39	2612572.54	N	0.0	0.0
527	American Elm	8.4	15	Healthy	7021687.04	2612617.40	N	0.0	0.0
528	Hackberry	11.0	12	Healthy	7021698.36	2612648.51	N	0.0	0.0
529	Hackberry	16.0	16	Healthy	7021644.96	2612606.85	N	0.0	0.0
530	Cedar Elm	4.9	7	Healthy	7021612.93	2612618.30	N	0.0	0.0
531	Hackberry	11.3	12	Healthy	7021563.58	2612675.12	N	0.0	0.0
532	Hackberry	25.6	22	Healthy	7021584.99	2612686.66	Y	25.6	51.2
533	Hackberry	26.4	19	Healthy	7021563.02	2612728.13	Y	26.4	52.8
534	Hercules-club	5.3	7	Healthy	7021497.28	2612746.63	Y	5.3	5.3
535	Eastern Red Cedar	12.4	16	Healthy	7021482.69	2612775.80	Y	12.4	6.2
536	American Elm	5.6	9	Healthy	7021503.36	2612812.24	Y	5.6	5.6
537	Hackberry	12.4	8	Damaged	7021456.38	2612810.65	Y	0.0	0.0
538	American Elm	5.1	12	Healthy	7021443.07	2612832.17	Y	5.1	5.1
539	Eastern Red Cedar	12.0	18	Healthy	7021434.12	2612802.05	Y	12.0	6.0
540	Cedar Elm	4.5	8	Healthy	7021434.76	2612808.53	Y	4.5	4.5
541	Hercules-club	7.6	12	Healthy	7021415.59	2612839.01	Y	7.6	7.6
542	Hackberry	11.3	15	Healthy	7021377.48	2612870.39	Y	11.3	5.7
543	Hackberry	33.4	20	Healthy	7021408.10	2612937.36	Y	33.4	66.8
544	Hackberry	17.3	18	Healthy	7021378.55	2612942.82	Y	17.3	8.6
545	Cedar Elm	14.1	14	Healthy	7021344.05	2612959.52	Y	14.1	14.1
546	Cedar Elm	4.3	6	Healthy	7021335.60	2612969.95	Y	4.3	4.3
547	Cedar Elm	5.2	8	Healthy	7021322.24	2612971.40	Y	5.2	5.2
548	Cedar Elm	4.0	7	Healthy	7021334.31	2612970.23	Y	4.0	4.0
549	Hercules-club	5.9	8	Healthy	7021303.75	2612982.38	Y	5.9	5.9
550	Cedar Elm	4.2	6	Healthy	7021321.38	2612939.47	Y	4.2	4.2
551	Cedar Elm	19.3	18	Healthy	7021020.03	2612610.03	Y	19.3	19.3
552	Cedar Elm	4.8	6	Healthy	7021180.36	2612804.11	Y	4.8	4.8
553	Cedar Elm	9.6	11	Healthy	7021203.14	2612835.42	Y	9.6	9.6
554	Eastern Red Cedar	11.3	18	Healthy	7021254.72	2612685.67	Y	11.3	5.7
555	Eastern Red Cedar	11.2	15	Healthy	7021577.38	2612360.22	Y	11.2	5.6
556	Eastern Red Cedar	11.9	12	Healthy	7022380.89	2611918.11	N	0.0	0.0
557	Cedar Elm	4.0	5	Healthy	7022555.01	2611956.57	N	0.0	0.0
558	Hackberry	11.2	14	Healthy	7021476.13	2612846.86	Y	11.2	5.6
559	Hackberry	16.4	12	Healthy	7021455.81	2612925.87	Y	16.4	8.2
700	Eastern Red Cedar	11.2	14	Healthy	7021501.22	2612595.27	N	0.0	0.0
701	Eastern Red Cedar	11.4	12	Healthy	7021455.80	2612605.71	Y	11.4	5.7
702	Eastern Red Cedar	11.2	12	Healthy	7021274.78	2612756.22	Y	11.2	5.6
703	Hackberry	22.6	14	Damaged	7020971.10	2612997.35	Y	0.0	0.0
704	Hackberry	11.3	14	Healthy	7020975.29	2612986.17	Y	11.3	5.7
705	Hackberry	11.0	12	Healthy	7020977.58	2612981.73	Y	11.0	5.5
706	Hackberry	11.5	10	Healthy	7020980.50	2612979.89	Y	11.5	5.8
706	Hackberry	11.5	10	Healthy	7020980.50	2612979.89	Y	11.5	5.8
707	Hackberry	15.2	15	Healthy	7020967.18	2612964.23	Y	15.2	7.6
708	Hackberry	17.2	24	Healthy	7020970.03	2612945.23	Y	17.2	8.6
709	Hackberry	16.9	15	Healthy	7020986.52	2612945.64	Y	16.9	8.5
710	Hackberry	11.0	10	Healthy	7020989.38	2612961.26	Y	11.0	5.5
711	Hackberry	14.4	18	Healthy	7020966.06	2612917.97	Y	14.4	7.2
712	Hackberry	14.6	12	Healthy	7020968.34	2612892.56	Y	14.6	7.3
713	Hackberry	13.5	12	Healthy	7020968.08	2612831.84	Y	13.5	6.8
714	Hackberry	11.6	10	Healthy	7020967.31	2612822.97	Y	11.6	5.8
715	Hercules-club	4.2	9	Healthy	7020979.75	2612826.04	Y	4.2	4.2
716	Hackberry	15.3	12	Healthy	7020966.80	2612761.10	Y	15.3	7.7
717	Hackberry	15.6	12	Healthy	7020955.42	2612754.11	Y	15.6	7.8
718	Hackberry	11.2	12	Healthy	7020971.32	2612782.46	Y	11.2	5.6
719	Cedar Elm	4.4	5	Healthy	7021550.71	2612993.43	Y	4.4	4.4
720	Eastern Red Cedar	11.0	10	Healthy	7021594.35	2612973.15	Y	11.0	5.5
721	American Elm	4.2	5	Healthy	7021589.00	2612994.46	Y	4.2	4.2
722	Eastern Red Cedar	13.2	10	Healthy	7021939.74	2612927.96	Y	13.2	6.6
723	Hercules-club	4.0	5	Healthy	7022057.05	2612804.26	Y	4.0	4.0
724	Hercules-club	7.3	6	Healthy	7022538.98	2612780.98	N	0.0	0.0
725	American Elm	4.6	5	Healthy	7022070.52	2611990.90	Y	4.6	4.6
726	Hackberry	11.3	12	Healthy	7022030.29	2612025.29	Y	11.3	5.7
727	Hackberry	12.7	10	Healthy	7022006.71	2612109.18	Y	12.7	6.4
728	American Elm	6.8	10	Healthy	7021955.54	2612128.27	Y	6.8	6.8
729	Hackberry	12.4	12	Damaged	7022013.24	2612083.77	Y	0.0	0.0
730	Hackberry	11.2	12	Healthy	7022008.40	2612080.73	Y	11.2	5.6
731	Eastern Red Cedar	11.0	12	Healthy	7021634.88	2612080.67	N	0.0	0.0
732	Eastern Red Cedar	11.1	12	Healthy	7021723.44	2612012.63	N	0.0	0.0
						Total Tree Mitigation		3082.9	2224.1

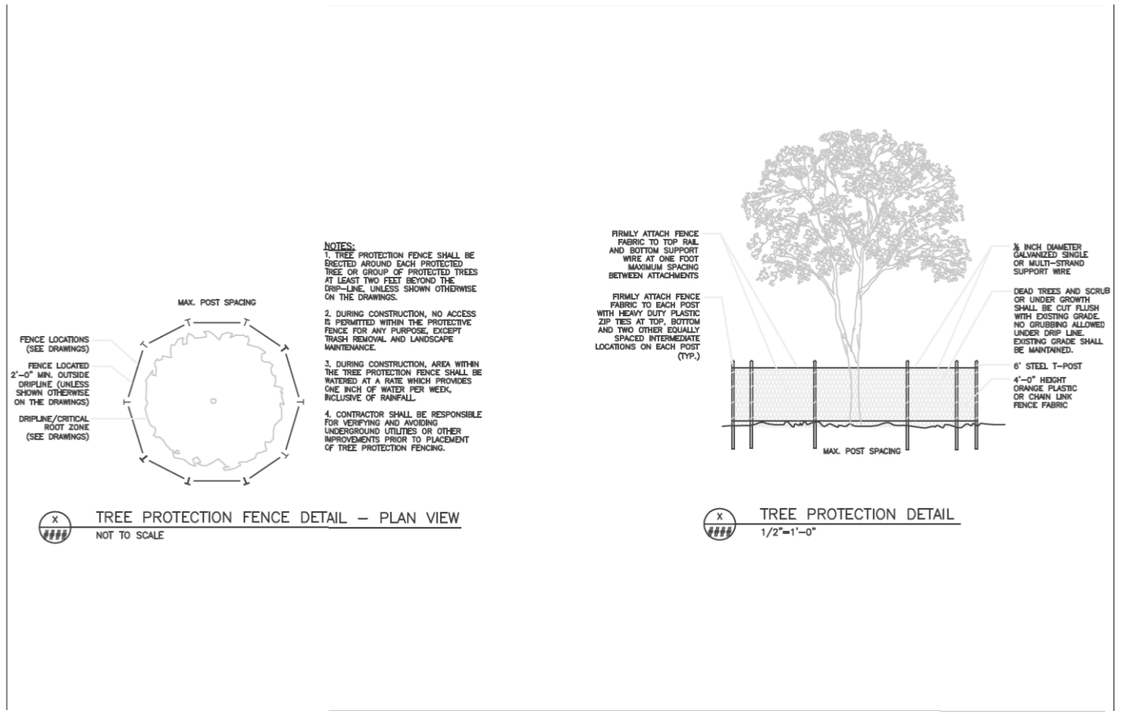

FREESE AND NICHOLS, INC.
TEXAS REGISTERED ENGINEERING FIRM F-2144

STATE OF TEXAS
ALAN D. HENDRIX
69194
REGISTERED PROFESSIONAL ENGINEER
07/26/2021

FREESE AND NICHOLS
2711 North Haskell Avenue, Suite 3300
Dallas, Texas 75204
Phone - (214) 217-2200
Fax - (214) 217-2201
Web - www.freese.com

ROCKWALL ECONOMIC DEVELOPMENT CORPORATION
RTP PHASE V INFRASTRUCTURE
CIVIL
TREE CONSERVATION PLAN TABLES

NO.	ISSUES	BY	DATE

F&N JOB NO. RKW19711
DATE JULY 2021
DESIGNED MW
DRAWN MW
REVISED
CHECKED ADH
FILE NAME cv-trt-pl-treecontables03.sht

VERIFY SCALE 0 1
Bar is one inch on original drawing.
If not one inch on this sheet, adjust scale

SHEET TC-9
SEQ. 115

MicroStation V8 User: 03752 Office: On Site
Plotter: J:\plot\Drawing\Environmental\cv-pl-treecontables03.sht Model: Default
Plot Style: J:\plot\Drawing\cv_color.tbl Project: Freese and Nichols, Inc.-Tree Tpe-Fonts
Plot Scale: 120.00 / 1 in.
Date: Jul. 23, 2021 - 05:29:18 PM

September 8, 2021

TO: Matt Wavering
Rockwall Economic Development Corp.
2610 Observation Trail, Suite 104
Rockwall, TX 75032

FROM: Henry Lee
City of Rockwall Planning and Zoning Department
385 S. Goliad Street
Rockwall, TX 75087

SUBJECT: MIS2021-011; *Treescape Plan and Alternative Mitigation Settlement Agreement*

Matt Wavering**:**

This letter serves to notify you that the above referenced miscellaneous case, that you submitted for consideration by the City of Rockwall, was approved by the City Council on September 7, 2021. The following is a record of all recommendations, voting records and conditions of approval:

Planning and Zoning Commission
On August 31, 2021, the Planning and Zoning Commission approved a motion to approve the treescape plan with the conditions of approval by a vote of 5-1, with Commissioner Deckard dissenting and Commissioner Womble absent.

City Council
On September 7, 2021, the City Council approved a motion to approve the Alternative Tree Mitigation Settlement Agreement with the conditions of approval by a vote of 7-0.

Should you have any questions or concerns regarding your miscellaneous case or the miscellaneous case process, please feel free to contact me a (972) 771-7745.

Sincerely,

Henry Lee
Planner