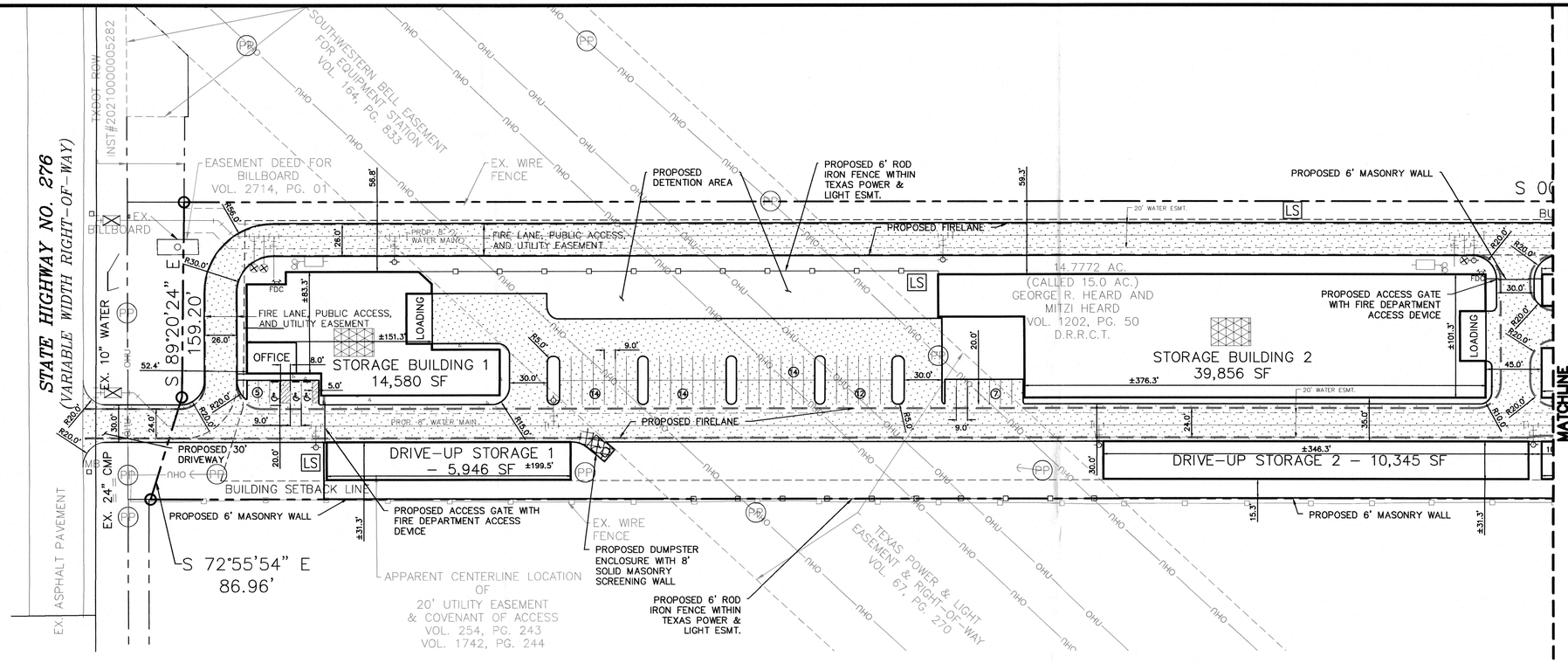

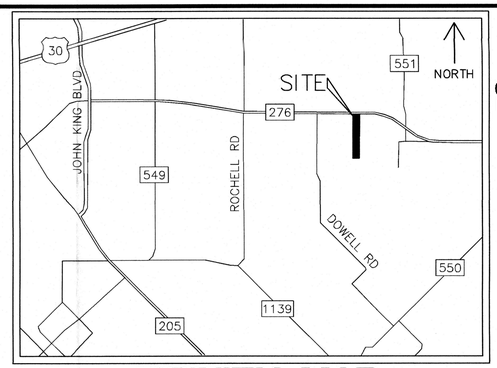

VICINITY MAP
N.T.S.

N

0 50 100

DRAWING SCALE 1"=50'

SITE DATA TABLE	
CURRENT ZONING:	LI WITH SH 276 OVERLAY
LAND USE:	OFFICE/WAREHOUSE BUILDINGS
SITE ACREAGE:	14.78 ACRES (643,696 SQ FT)
STORAGE BUILDING FOOTPRINT:	105,627 SQUARE FEET
STORAGE BUILDING AREA:	105,627 SQUARE FEET
OFFICE/FLEX BUILDING FOOTPRINT:	39,200 SQUARE FEET
OFFICE/FLEX BUILDING AREA:	39,200 SQUARE FEET
TOTAL BUILDING FOOTPRINT:	144,827 SQUARE FEET
TOTAL BUILDING AREA:	144,827 SQUARE FEET
OPEN SPACE:	172,896/643,696 : 26.9%
PAVED SURFACE AREA:	325,973/643,696 : 50.6%
BUILDING HEIGHT	1 STORY (28'-0" MAX HEIGHT)
PARKING REQUIRED:	
SELF-STORAGE (3 PLUS 1 SPACE/100 UNITS):	10 PARKING SPACES
OFFICE (1 SPACE/300 S.F.)	4 PARKING SPACES
FLEX (1 SPACE/250 S.F.)	157 PARKING SPACES
TOTAL:	171 PARKING SPACES
PARKING PROVIDED:	308 PARKING SPACES
ACCESSIBLE PARKING PROVIDED:	19 PARKING SPACES

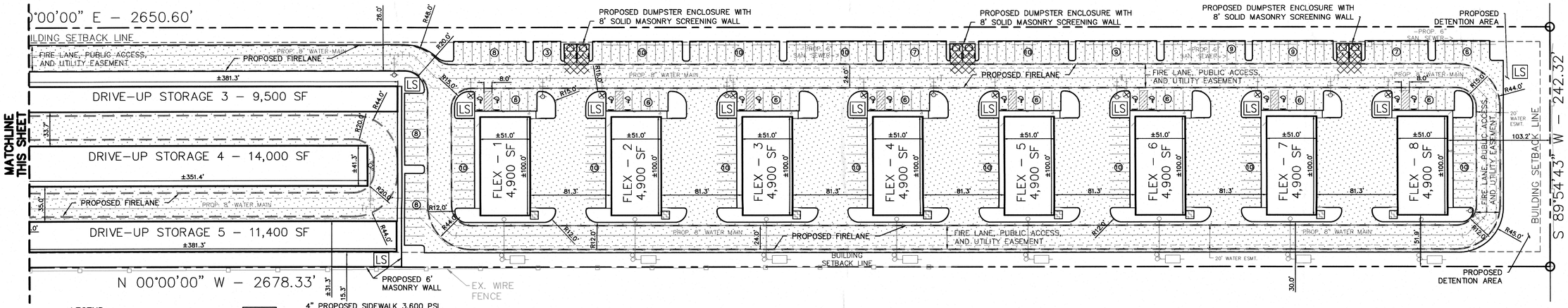

LEGEND

- EXISTING CURB
- PROPOSED CURB
- PARKING SPACES IN A ROW
- LS – PROPOSED LANDSCAPING
- SCREENED ROOF MOUNTED UTILITY EQUIPMENT
- SCREENED GROUND MOUNTED UTILITY EQUIPMENT
- 4" PROPOSED SIDEWALK 3,600 PSI REINFORCED CONCRETE WITH #3 BARS AT 18" CENTERS. (MINIMUM 6.5 SACK MIX)
- 6" PROPOSED PAVEMENT 4,500 PSI REINFORCED CONCRETE PAVEMENT WITH #3 BARS AT 18" CENTERS. FIRELANES SHALL BE 7" 4,500 MINIMUM PSI WITH #4 BARS AT 18" CENTERS. (MINIMUM 7.0 SACK MIX).
- 8" 4,500 MINIMUM PSI REINFORCED CONCRETE PAVEMENT WITH NO. 5 AT 18" CENTERS. (MINIMUM 7.0 SACK MIX).
- PROPOSED ADA SPACE PER CURRENT ADA/TAS STANDARDS

!!! CAUTION !!!
UNDERGROUND UTILITIES

EXISTING UTILITIES AND UNDERGROUND FACILITIES INDICATED ON THESE PLANS HAVE BEEN LOCATED FROM REFERENCE INFORMATION SUPPLIED BY VARIOUS PARTIES. THE ENGINEER DOES NOT ASSUME THE RESPONSIBILITY FOR THE UTILITY LOCATIONS SHOWN. IT SHALL BE THE SOLE RESPONSIBILITY OF THE CONTRACTOR(S) TO VERIFY THE HORIZONTALLY AND VERTICALLY LOCATION OF ALL UTILITIES AND UNDERGROUND FACILITIES PRIOR TO CONSTRUCTION, TO TAKE PRECAUTIONS IN ORDER TO PROTECT ALL FACILITIES ENCOUNTERED AND NOTIFY THE ENGINEER OF ALL CONFLICTS OF THE WORK WITH EXISTING FACILITIES. THE CONTRACTOR SHALL PROTECT AND MAINTAIN ALL UTILITIES FROM DAMAGE DURING CONSTRUCTION. ANY DAMAGE BY THE CONTRACTOR TO UTILITIES SHALL BE REPAIRED OR REPLACED BY THE CONTRACTOR AT THEIR OWN EXPENSE.

CALL: TEXAS ONE CALL @ 811 AT LEAST 72 HRS PRIOR TO CONSTRUCTION.

ALL RESPONSIBILITY FOR ADEQUACY OF DESIGN REMAINS WITH THE DESIGN ENGINEER. THE CITY OF ROCKWALL, IN REVIEWING AND RELEASING PLANS FOR CONSTRUCTION, ASSUMES NO RESPONSIBILITY FOR ADEQUACY OR ACCURACY OF DESIGN.

PLAN NOTES:

1. ALL DIMENSIONS ARE TO FACE OF CURB, EDGE OF PAVEMENT, FACE OF BUILDING OR AS OTHERWISE INDICATED.
2. ALL SIDEWALKS SHALL MAINTAIN A 2% MAXIMUM CROSS SLOPE AND 5% MAXIMUM IN THE DIRECTION OF PEDESTRIAN TRAVEL. ALL ADA SIDEWALKS SHOULD INCLUDE ALL LANDINGS, MARKINGS, ETC AS REQUIRED BY CODE.
3. ANY CONSTRUCTION OR BUILDING NECESSARY TO COMPLETE THIS CONCEPT PLAN REQUEST MUST CONFORM TO THE REQUIREMENTS SET FORTH BY THE UNIFIED DEVELOPMENT CODE, THE CITY OF ROCKWALL ADAPTED INTERNATIONAL BUILDING CODE, THE ROCKWALL MUNICIPAL CODE OF ORDINANCES, CITY ADOPTED ENGINEERING AND FIRE CODES AND WITH ALL OTHER APPLICABLE REGULATORY REQUIREMENTS ADMINISTERED AND/OR ENFORCED BY THE STATE AND FEDERAL GOVERNMENT.
4. THE MECHANICAL EQUIPMENT SHALL BE ROOF MOUNTED AND BE SCREENED FROM PUBLIC VIEW.
5. A TYPICAL PARKING SPACE SHALL BE 9' WIDE AND 20' DEEP.
6. THE PROPERTY IS CURRENTLY UNPLATTED BUT WILL BE PLATTED AS PART OF DEVELOPMENT.
7. DETENTION AREA LOCATIONS HAVE BEEN CALLED OUT ON THIS PLAN. DETENTION OUTFALL MUST BE AT SHEET FLOW CONDITIONS WHEN STORM WATER CROSSES THE PROPERTY LINE. MANNING'S C-VALUE SHALL BE PER ZONING TYPE. DUMPSTER AREAS TO DRAIN TO OIL/WATER SEPARATOR AND THEN TO THE STORM LINES. WOTUS AND WETLAND DETERMINATION ON POND HAS BEEN PERFORMED BY INTEGRATED ENVIRONMENTAL SOLUTIONS, LLC ON 29 APRIL 2022 AND A REPORT IS ATTACHED FOR REFERENCE.

APPROVED:
I HEREBY CERTIFY THAT THE ABOVE AND FOREGOING SITE PLAN FOR A DEVELOPMENT IN THE CITY OF ROCKWALL, TEXAS, WAS APPROVED BY THE PLANNING & ZONING COMMISSION OF THE CITY OF ROCKWALL ON THE 27 DAY OF September, 2022.

WITNESS OUR HANDS, THIS 27 DAY OF September, 2022

PLANNING & ZONING COMMISSION, CHAIRMAN

DIRECTOR OF PLANNING AND ZONING

THIS DOCUMENT IS FOR SITE INFORMATION ONLY. IT IS RELEASED UNDER THE AUTHORITY OF PAUL CRAGUN, P.E. NO. 112767 ON 07/20/22.

FOR REVIEW ONLY; NOT FOR CONSTRUCTION

CASE NUMBER: SP2022-038

Cumulus Design Firm #14810
2080 N. Highway 360, Suite 240 Grand Prairie, Texas 75050
Tel. 214.235.0367

SITE PLAN

4649 HIGHWAY 276
CITY OF ROCKWALL
ROCKWALL COUNTY, TEXAS
J.H. BAILEY SURVEY, ABST NO. 34

DATE	PROJECT NO	DRAWING SCALE	SHEET
07/20/22	CD22011	1" = 50'	SP

Copyright 2022 Cumulus Design, All Rights Reserved. This drawing is the property and instrument of service of Cumulus Design and the information hereon is not to be used in whole or part without the written authorization of Cumulus Design is prohibited.

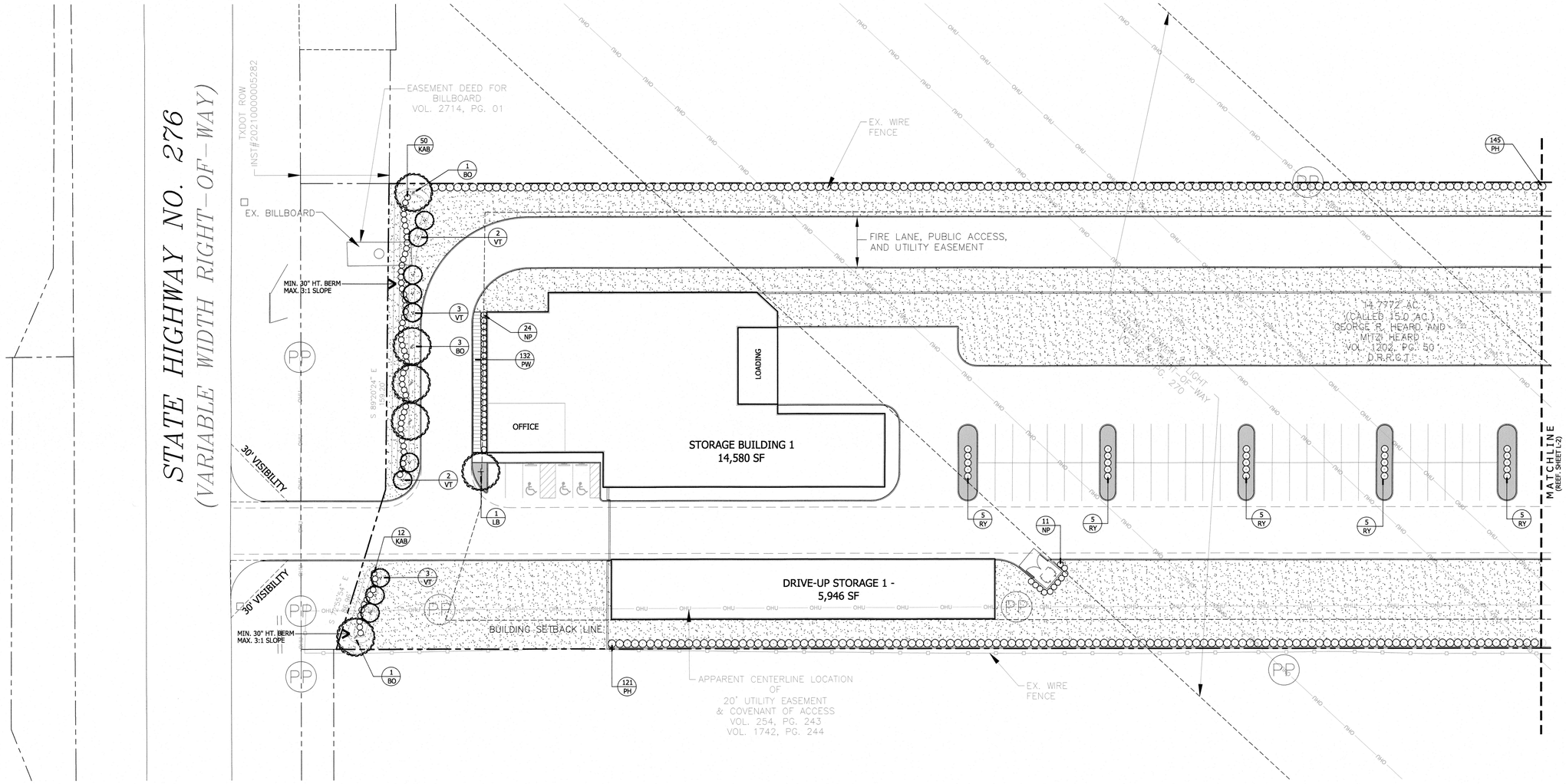

PLANTLIST

SYM	MATERIAL	QNTY	SIZE	HT	SP	NOTES	SPACING
BO	BURR OAK QUERCUS MACROCARPA	9	4" CAL.	11-13'	6-7'	NURSERY GROWN	
CO	CHINKAPIN OAK QUERCUS MUHLENBERGIA	12	4" CAL.	11-13'	6-7'	NURSERY GROWN	
CE	CEDAR ELM ULMUS CRASSIFOLIA	13	4" CAL.	11-13'	6-7'	NURSERY GROWN	
LB	LACEBARK ELM ULMUS PARVIFOLIA SEMPERVIRENS	13	4" CAL.	11-13'	6-7'	NURSERY GROWN	
VT	VITEX VITEX AGNUS-CASTUS	10	30 GAL.	8-10'	4-5'	CONTAINER GROWN	
PH	PHOTINIA PHOTINIA FRASERI	1275	5 GAL.	30"	20"	FULL	48"oc
RY	RED YUCCA HESPERALOE PARVIFOLIA	25	5 GAL.	15"	20"	FULL	42"oc
NP	NEEDLEPOINT HOLLY ILEX CORNUTA 'NEEDLEPOINT'	287	5 GAL.	26"	18"	FULL	36"oc
KAB	KALIEDESCOPE ABELIA ABELIA GRANDIFLORA 'KALIEDESCOPE'	62	5 GAL.	15"	15"	FULL	36"oc
DB	DWF BURFORD HOLLY ILEX CORNUTA 'BURFORDI' NANA	42	5 GAL.	15"	15"	FULL	30"oc
PW	WINTERCREEPER EUONYMUS FORTUNEI 'COLORATUS'	132	1 GAL.	MIN. 3-12" RUNNERS			18"oc

LANDSCAPE NOTES

1. PLANT LIST FOR SHEETS L-1 THROUGH L-4.
2. PLANT LIST TO BE USED AS AIDE TO BIDDER ONLY. LANDSCAPE CONTRACTOR TO VERIFY ALL QUANTITIES.
3. ALL BEDS SHALL BE ACCEPTED AT ROUGH FINISH GRADE. IF ANY EXISTING VEGETATION IS EVIDENT, LANDSCAPE CONTRACTOR SHALL SPRAY AREA WITH BROAD SPECTRUM HERBICIDE APPLICATION TO REMOVE ANY VEGETATION.
4. AFTER APPROPIATE TIME TO ENSURE A VEGETATION IS DEAD, TILL SUBGRADE AND RAKE SMOOTH, REMOVING ALL DEAD VEGETATION, STONES, CLODS AND DEBRIS.
5. AFTER INSTALLATION OF STEEL EDGING, ALL BEDS SHALL BE TILLED TO A DEPTH OF 4-6", RAKING OUT ALL DEAD VEGETATION.
6. APPLY A 2-3" DEPTH OF ORGANIC MATERIAL OVER ENTIRE BED AND TILL INTO EXISTING SOIL. ORGANIC MATERIAL SHALL BE ONE OF FOLLOWING:
   - VITAL EARTH COMPOST
   - BACK-TO-EARTH SOIL CONDITIONER
   - LIVING EARTH COMPOST
   - SOIL BUILDING SYSTEMS COMPOST
   - SILVER CREEK MATERIALS COMPOST
7. TOPDRESS ENTIRE BED WITH MINIMUM 2" DEPTH SHREDDED NATIVE CEDAR MULCH.
8. ALL SHADE TREES AND ORNAMENTAL TREES SHALL BE PLANTED AS PER DETAILS ON THIS SHEET.
9. ALL LANDSCAPE AREAS SHALL BE WATERED WITH AUTOMATIC IRRIGATION SYSTEM, COMPLETE WITH FREEZE SENSOR, RAIN STAT, AND CONTROLLER. SYSTEM SHALL BE DESIGNED TO UTILIZE WATER-SAVING TECHNIQUES AND EQUIPMENT. INSTALLATION OF SYSTEM SHALL BE MADE BY A FIRM DULY LICENSED UNDER ARTICLE NO. 8751 VTCS (LICENSED IRRIGATORS ACT), S.B. NO. 259, AND SHALL MEET CITY OF ROCKWALL UDC REQUIRERMENTS (SUBSECTION 05.04, ARTICLE 08).
10. NO TREES SHALL BE PLANTED WITHIN 5' OF ANY PUBLIC UTILITY LESS THAN 10" AND WITHIN 10' OF ANY PUBLIC UTILITY GREATER THAN 10".

CITY REQUIREMENTS

STREET FRONTAGE
10' LANDSCAPE BUFFER REQUIRED
10' LANDSCAPE BUFFER PROVIDED

STREET TREES
2 SHADE TREES PER 100 LF STREET FRONTAGE
STATE HIGHWAY 276
$\frac{246.16}{100}$ = 2.46 x 2 = 5 TREES REQUIRED
5 TREES PROVIDED

4 ACCENT TREES PER 100 LF STREET FRONTAGE
STATE HIGHWAY 276
$\frac{246.16}{100}$ = 2.46 x 4 = 10 TREES REQUIRED
10 TREES PROVIDED

PARKING LOT LANDSCAPING
5% INTERIOR LANDSCAPE REQUIRED
135,339 SF x 5% = 6,767 SF REQUIRED
15,503 SF PROVIDED (11.45%)

1 TREE PER 10 SPACES
$\frac{308 \text{ SPACES}}{10}$ = 30.8 = 31 TREES REQUIRED
38 TREES PROVIDED

TOTAL LANDSCAPE AREA
15% TOTAL LANDSCAPE REQUIRED (LI)
TOTAL SITE
643,696 SF x 15% = 96,554 SF REQUIRED
147,239 SF PROVIDED (22.87%)

north
scale: 1" = 30'-0"
0 30 100
15 50

APPROVED:
I HEREBY CERTIFY THAT THE ABOVE AND FOREGOING SITE PLAN FOR A DEVELOPMENT IN THE CITY OF ROCKWALL, TEXAS, WAS APPROVED BY THE PLANNING & ZONING COMMISSION OF THE CITY OF ROCKWALL ON THE 13 DAY OF September 2022.
WITNESS OUR HANDS, THIS 27 DAY OF September 2022
PLANNING & ZONING COMMISSION, CHAIRMAN
DIRECTOR OF PLANNING AND ZONING

appr. by:
drawn by:
date: 06-16-22

revisions
07-06-22
07-15-22
07-20-22
08-01-22

Leeming Design Group
Landscape Architecture
4913 Ruth Shaw Drive, Suite 101-B North Richland Hills, Texas 76180
(817) 577-0889 Fax (817) 577-0896
leemingdesigngroup@sbcglobal.net

LANDSCAPE PLAN

CASE # SP2022-038
PLATINUM STORAGE
STATE HIGHWAY 276
ROCKWALL, TEXAS

file name:
c:\Rockwall-Platinum\
ldg-base_Rockwall-Platinum.dwg

sheet
L-1

(CALLED 10.04 AC.)
MICHAEL G. SARAGUSA
VOL. 4131, PG. 153
D.R.R.C.R.

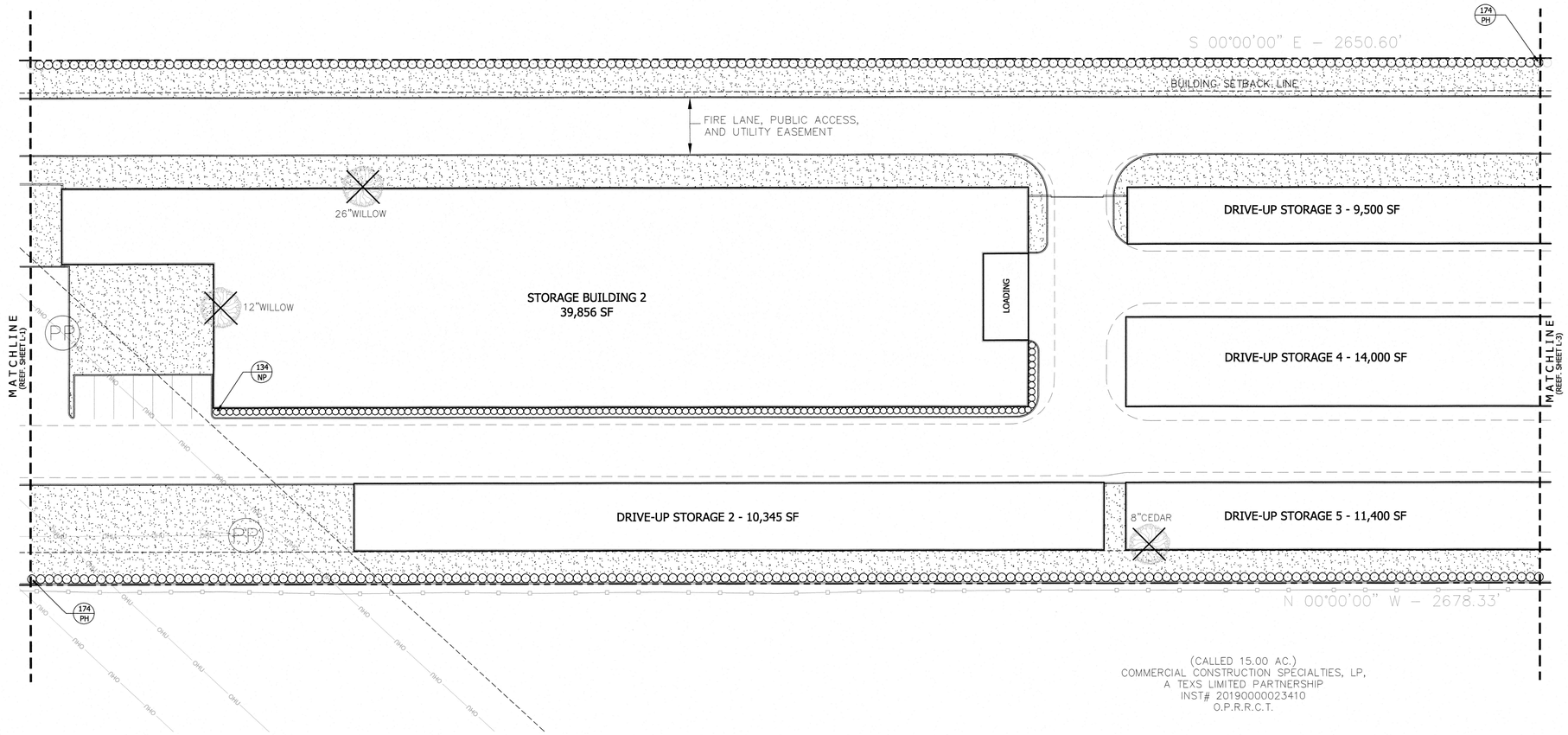

(CALLED 15.00 AC.)
COMMERCIAL CONSTRUCTION SPECIALTIES, LP,
A TEXS LIMITED PARTNERSHIP
INST# 20190000023410
O.P.R.R.C.T.

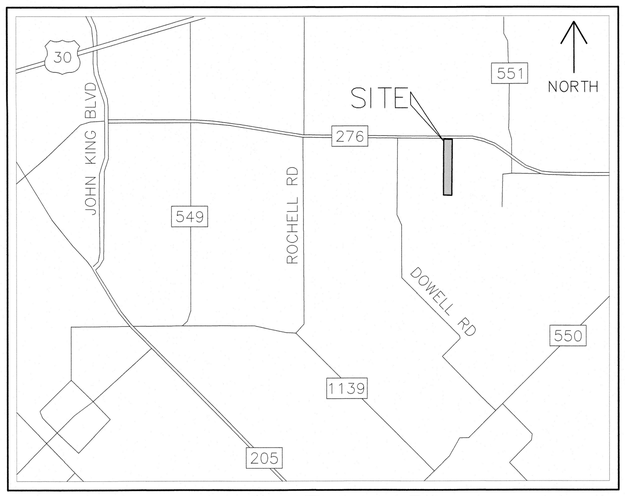

VICINITY MAP
N.T.S.

SITE DATA TABLE	
EXISTING ZONING: PROPOSED ZONING:	AG WITH SH 276 OVERLAY LI WITH SH 276 OVERLAY
LAND USE:	OFFICE/WAREHOUSE BUILDINGS
SITE ACREAGE:	14.78 ACRES (643,696 SQ FT)
STORAGE BUILDING FOOTPRINT:	105,627 SQUARE FEET
STORAGE BUILDING AREA:	105,627 SQUARE FEET
OFFICE/FLEX BUILDING FOOTPRINT:	39,200 SQUARE FEET
OFFICE/FLEX BUILDING AREA:	39,200 SQUARE FEET
TOTAL BUILDING FOOTPRINT:	144,827 SQUARE FEET
TOTAL BUILDING AREA:	144,827 SQUARE FEET
OPEN SPACE:	172,896/643,696 : 26.9%
PAVED SURFACE AREA:	325,973/643,696 : 50.6%
BUILDING HEIGHT	1 STORY (28'-0" MAX HEIGHT)
PARKING REQUIRED: *SELF-STORAGE (3 PLUS 1 SPACE/100 UNITS):* *OFFICE (1 SPACE/300 S.F.)* *FLEX (1 SPACE/250 S.F.)* *TOTAL:*	 10 PARKING SPACES 4 PARKING SPACES 157 PARKING SPACES 171 PARKING SPACES
PARKING PROVIDED:	388 PARKING SPACES
ACCESSIBLE PARKING PROVIDED:	19 PARKING SPACES

north

scale: 1" = 30'-0"

0 30 100

15 50

APPROVED:
I HEREBY CERTIFY THAT THE ABOVE AND FOREGOING SITE PLAN FOR A DEVELOPMENT IN THE CITY OF ROCKWALL, TEXAS, WAS APPROVED BY THE PLANNING & ZONING COMMISSION OF THE CITY OF ROCKWALL ON THE 27 DAY OF September 2022.

WITNESS OUR HANDS, THIS 27 DAY OF September 2022

PLANNING & ZONING COMMISSION, CHAIRMAN

DIRECTOR OF PLANNING AND ZONING

appr. by:
drawn by:
date: 06-16-22

revisions
07-06-22
07-15-22
07-20-22
08-01-22

REGISTERED LANDSCAPE ARCHITECT LEEMING III WILLIAM STATE OF TEXAS

Leeming Design Group
Landscape Architecture
4913 Ruth Snow Drive, Suite 110-B North Richland Hills, Texas 76180
(817) 577-0889 Fax (817) 577-0896
leemingdesigngroup@sbcglobal.net

LANDSCAPE PLAN

CASE # SP2022-038
PLATINUM STORAGE
STATE HIGHWAY 276
ROCKWALL, TEXAS

file name:
c:\Rockwall-Platinum\
ldg-base_Rockwall-Platinum.dwg

sheet
L-2

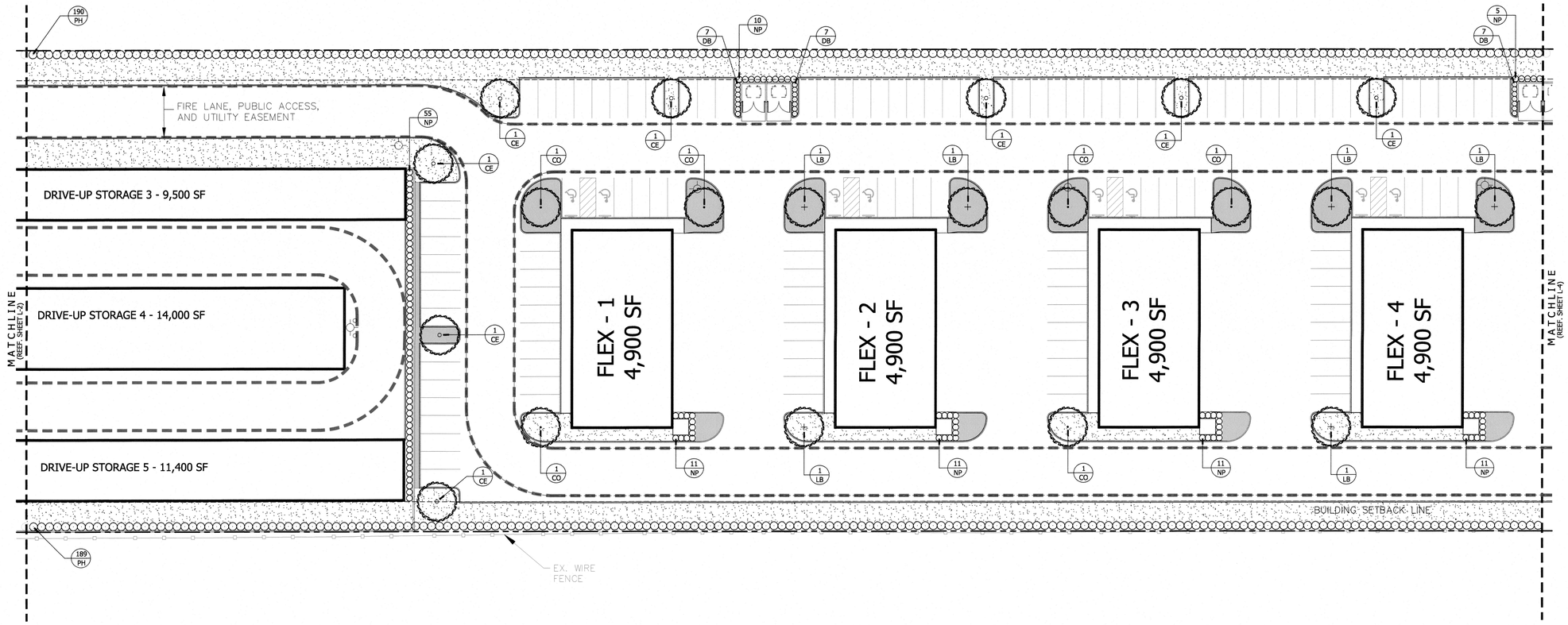

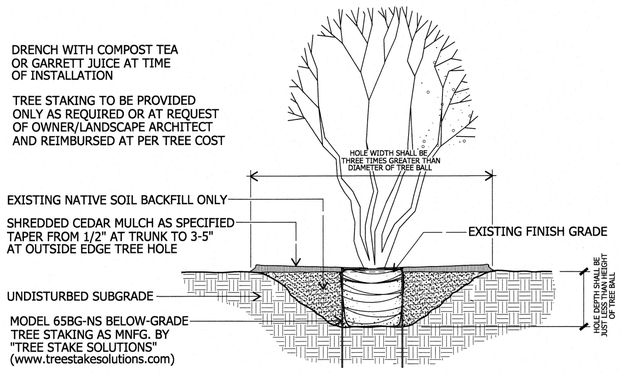

TREE PLANTING
TYPICAL MULTI-TRUNK TREE
not to scale

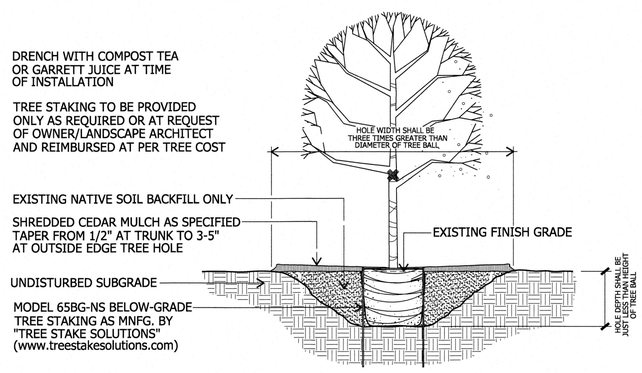

TREE PLANTING
SHADE TREE - 3" CAL. and smaller
not to scale

north

scale: 1" = 30'-0"

0 30 100

15 50

APPROVED:
I HEREBY CERTIFY THAT THE ABOVE AND FOREGOING SITE PLAN FOR A DEVELOPMENT IN THE CITY OF ROCKWALL, TEXAS, WAS APPROVED BY THE PLANNING & ZONING COMMISSION OF THE CITY OF ROCKWALL ON THE 27 DAY OF September 2022

WITNESS OUR HANDS, THIS 27 DAY OF September 2022

PLANNING & ZONING COMMISSION, CHAIRMAN

DIRECTOR OF PLANNING AND ZONING

appr. by:
drawn by:
date: 06-16-22

revisions
07-06-22
07-15-22
07-20-22
08-01-22

REGISTERED LANDSCAPE ARCHITECT WILLIAM H. LEEMING III 1132 STATE OF TEXAS

Leeming Design Group
Landscape Architecture
4913 Rufe Snow Drive, Suite 101-B North Richland Hills, Texas 76180
(817) 577-8889 Fax (817) 577-8896 leemingdesigngroup@sbcglobal.net

LANDSCAPE PLAN

CASE # SP2022-038
PLATINUM STORAGE
STATE HIGHWAY 276
ROCKWALL, TEXAS

file name:
c:\Rockwall-Platinum\ldg-base_Rockwall-Platinum.dwg

sheet
L-3

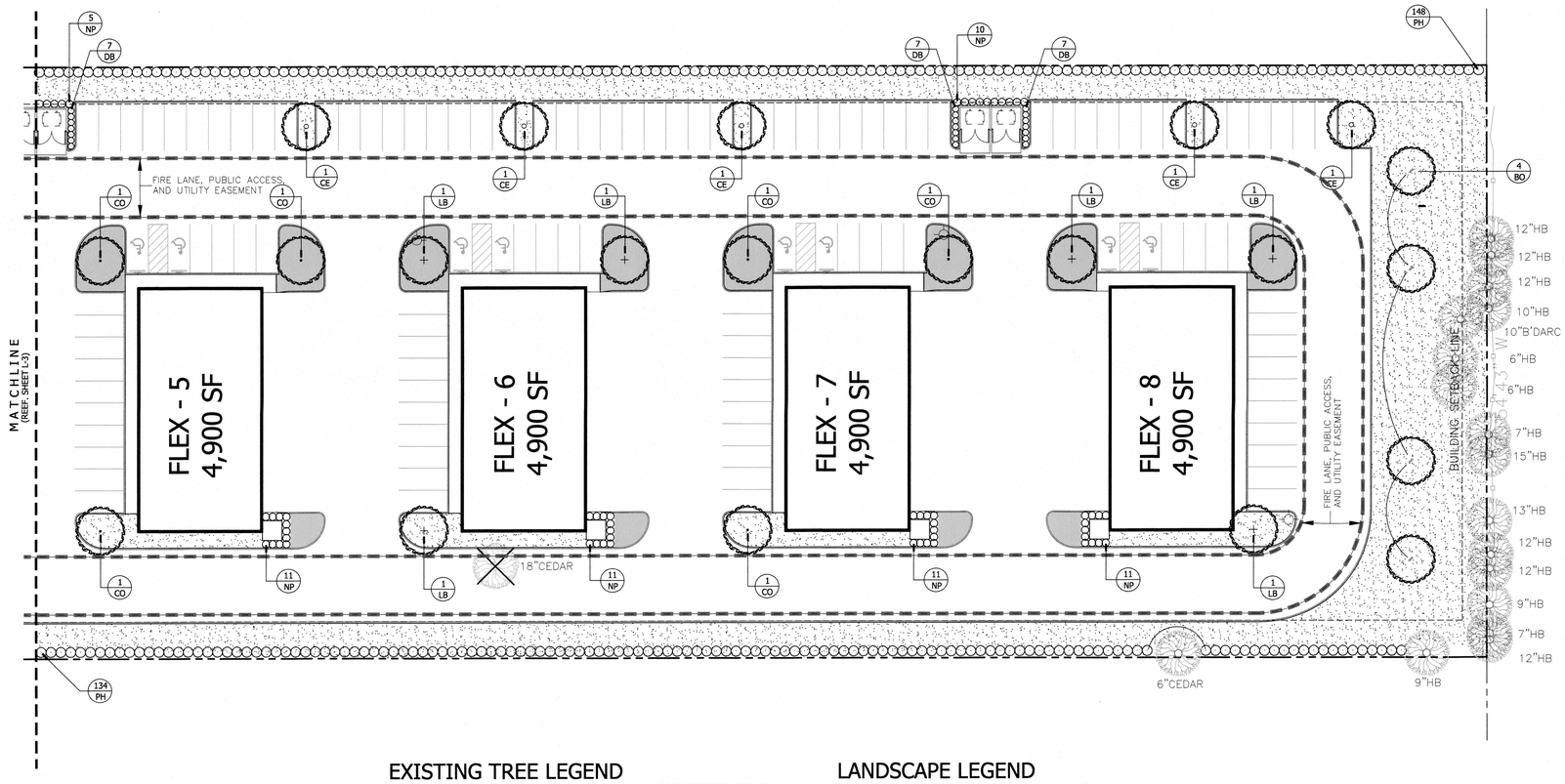

EXISTING TREE LEGEND

9"HB — EXISTING TREE TO BE PRESERVED

18"CEDAR — EXISTING TREE TO BE REMOVED

EXISTING TREES TO BE REMOVED

26"	BLACK WILLOW	SALIX NIGRA
12"	BLACK WILLOW	SALIX NIGRA
18"	EASTERN RED CEDAR	JUNIPERUS VIRGINIANA
8"	EASTERN RED CEDAR	JUNIPERUS VIRGINIANA

LANDSCAPE LEGEND

COMMON BERMUDA SOD (CYNODON DACTYLON)

DECOMPOSED GRANITE (SEE NOTE BELOW)

SOD INSTALLATION NOTES:

a. ALL SUBGRADE SHALL BE ACCEPTED AT ROUGH FINISH GRADE. IF ANY EXISTING VEGETATION IS EVIDENT, LANDSCAPE CONTRACTOR SHALL SPRAY AREA WITH BROAD SPECTRUM HERBICIDE APPLICATION TO REMOVE ANY VEGETATION.
b. AFTER APPROPIATE TIME TO ENSURE A VEGETATION IS DEAD, TILL SUBGRADE AND RAKE SMOOTH, REMOVING ALL DEAD VEGETATION, STONES, CLODS AND DEBRIS.
c. SOD SHALL BE VIGOROUS, WELL-ROOTED AND SHALL BE DELIVERED AT A UNIFORM SOIL THICKNESS.
d. SOD SHALL BE LAID WITH ALTERNATING JOINTS.
e. ALL SOD SHALL BE ROLLED TO CONSISTENT SURFACE, FILLING JOINTS WITH COARSE SAND AS REQUIRED.
f. ALL SOD AREAS SHALL BE WATERED BY PERMANENT AUTOMATIC IRRIGATION SYSTEM.

DECOMPOSED GRANITE INSTALLATION NOTES:

a. LANDSCAPE CONTRACTOR SHALL INSPECT D.G. AREAS FOR ANY EXISTING VEGETATION AND PROVIDE BROAD SPECTRUM HERBICIDE APPLICATION TO REMOVE ANY VEGETATION.
b. AFTER APPROPIATE TIME TO ENSURE A VEGETATION IS DEAD, TILL SUBGRADE AND RAKE SMOOTH, REMOVING ALL DEAD VEGETATION.
c. TILL TOP 1" OF SUBGRADE AND COMPACT TO 95% STANDARD PROCTOR WITH DRUM OR AUTOMATIC HAND TAMPERS. CROWN
d. INSTALL FILTER FABRIC OVER ENTIRE AREA TO RECIEVE GRANITE.
e. PLACE FOUR (4) INCHES OF DECOMPOSED GRANITE WITH "STABILIZER BINDER OVER A DRY SUB-BASE, INSTALLING IN 1" LIFTS, COMPACTED WITH AUTOMATIC HAND TAMPER.
f. CONTRACTOR SHALL PROVIDE FIVE (5) 50 lbs. BAGS OF PRE-MIXED DECOMPOSED GRANITE FOR FUTURE MAINTENANCE USES.

north

scale: 1" = 30'-0"

0 30 100

15 50

APPROVED:
I HEREBY CERTIFY THAT THE ABOVE AND FOREGOING SITE PLAN FOR A DEVELOPMENT IN THE CITY OF ROCKWALL, TEXAS, WAS APPROVED BY THE PLANNING & ZONING COMMISSION OF THE CITY OF ROCKWALL ON THE 27 DAY OF September 2022.

WITNESS OUR HANDS, THIS 27 DAY OF September 2022

PLANNING & ZONING COMMISSION, CHAIRMAN

DIRECTOR OF PLANNING AND ZONING

appr. by:
drawn by:
date: 06-16-22

revisions
07-06-22
07-15-22
07-20-22
08-01-22

REGISTERED LANDSCAPE ARCHITECT WILLIAM LEEMING III STATE OF TEXAS

Leeming Design Group
Landscape Architecture
4913 Rush Snow Drive, Suite 101-B North Richland Hills, Texas 76180
(817) 577-0889 Fax (817) 577-0896
leemingdesigngroup@sbcglobal.net

LANDSCAPE PLAN

CASE # SP2022-038
PLATINUM STORAGE
STATE HIGHWAY 276
ROCKWALL, TEXAS

file name:
c:\Rockwall-Platinum\
ldg-base_Rockwall-Platinum.dwg

sheet
L-4

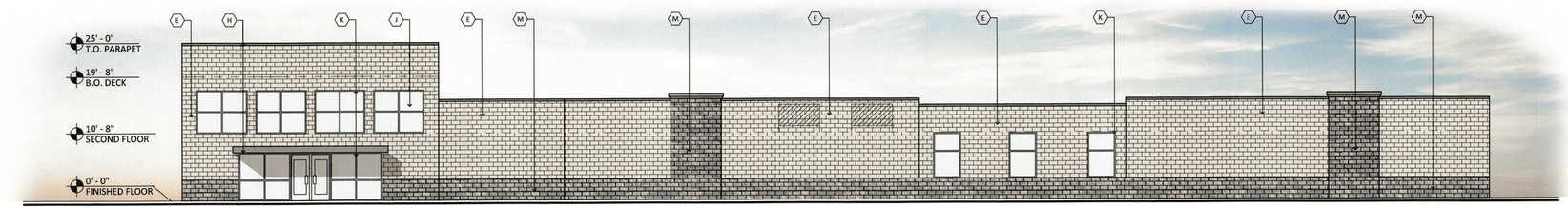

WEST ELEVATION- STORAGE BLDG 1

SCALE: 3/32"=1'-0"

MATERIAL CALCULATIONS

FACADE AREA: 3587 SF
NATURAL STONE AREA: 22.8%
MASONRY AREA: 85.6%

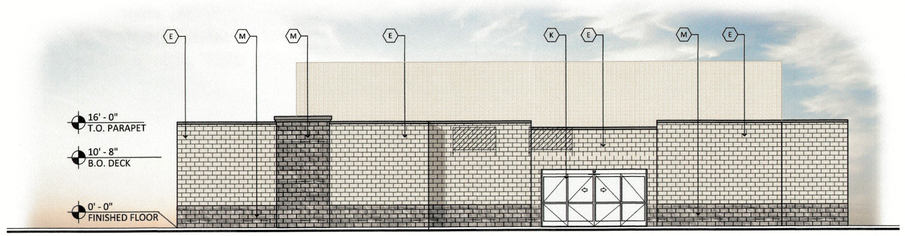

SOUTH ELEVATION- STORAGE BLDG 1

SCALE: 3/32"=1'-0"

MATERIAL CALCULATIONS

FACADE AREA: 1587 SF
NATURAL STONE AREA: 23.6%
MASONRY AREA: 90.2%

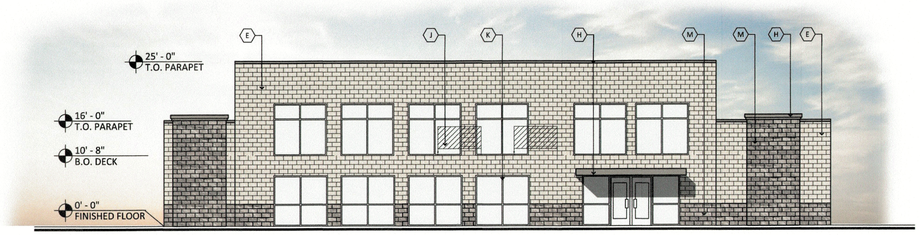

NORTH ELEVATION- STORAGE BLDG 1

SCALE: 3/32"=1'-0"

MATERIAL CALCULATIONS

FACADE AREA: 2231 SF
NATURAL STONE AREA: 17%
MASONRY AREA: 66.3%

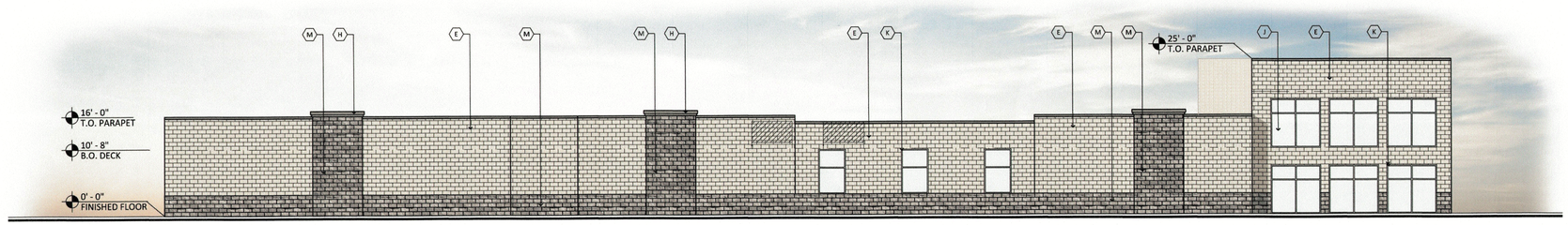

EAST ELEVATION- STORAGE BLDG 1

SCALE: 3/32"=1'-0"

MATERIAL CALCULATIONS

FACADE AREA: 3492 SF
NATURAL STONE AREA: 26.2%
MASONRY AREA: 86.8%

MATERIAL AND COLORS

A — METAL PANEL:
MFG: ATAS
COLOR: CHARCOAL GRAY
SPEC: DWF 120

B — METAL PANEL:
MFG: ATAS
COLOR: SANDSTONE
SPEC: DWF 120

C — PAINTED ROLL UP DOORS:
MFG: SHERWIN WILLIAMS
COLOR: WHITE SNOW SW 9541

D — CMU:
FINISH: SPLIT FACE
MFG: SUPERLITE
COLOR: BLACK CANYON

E — CMU:
FINISH: SPLIT
MFG: SUPERLITE
COLOR: MISSION WHITE

F — STANDING SEAM ROOF:
MFG: ATAS
COLOR: SLATE GREY
SPEC: 2" FIELD-LOK

G — PAINTED HOLLOW METAL DOORS:
MFG: SHERWIN WILLIAMS
COLOR: SW 7067 "CITYSCAPE"

H — PAINTED METAL COPING / AWNING:
MFG: SHERWIN WILLIAMS
COLOR: SW 7067 "CITYSCAPE"

J — FAUX WINDOWS:
MFG: VITRO
COLOR: SPANDREL GLASS WHITE

K — MULLIONS:
MFG: KAWNEER
COLOR: CLEAR

L — CMU:
FINISH: SPLIT
MFG: SUPERLITE
COLOR: CHARCOAL

M — CMU:
MFG: CORONADO
FINISH: 6" SPLIT LIMESTONE
COLOR: SUMMIT GREY

APPROVED:
I HEREBY CERTIFY THAT THE ABOVE AND FOREGOING SITE PLAN FOR A DEVELOPMENT IN THE CITY OF ROCKWALL, TEXAS, WAS APPROVED BY THE PLANNING & ZONING COMMISSION OF THE CITY OF ROCKWALL ON THE 27 DAY OF September, 2022.

WITNESS OUR HANDS, THIS 27 DAY OF September, 2022.

PLANNING & ZONING COMMISSION, CHAIRMAN

DIRECTOR OF PLANNING AND ZONING

CASE NUMBER: SP2022-038

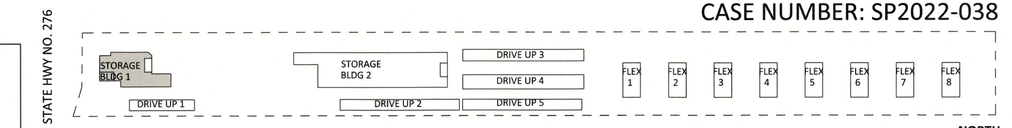

KEY PLAN

SCALE: N.T.S.

RKAA ARCHITECTS, INC

ROCKWALL STORAGE

SEC OF GUMBO DR AND TX HWY 276
ROCKWALL, TX 75032
DATE: 08-01-2022 (PRELIMINARY)

EL-1
BLDG 1

RKAA# 22040.00

© 2022 RKAA ARCHITECTS, INC. ALL RIGHTS RESERVED. THIS DRAWING IS AN INSTRUMENT OF SERVICE. IT IS THE PROPERTY OF RKAA ARCHITECTS, INC. AND MAY NOT BE DUPLICATED, USED OR DISCLOSED WITHOUT WRITTEN PERMISSION OF THE ARCHITECT.

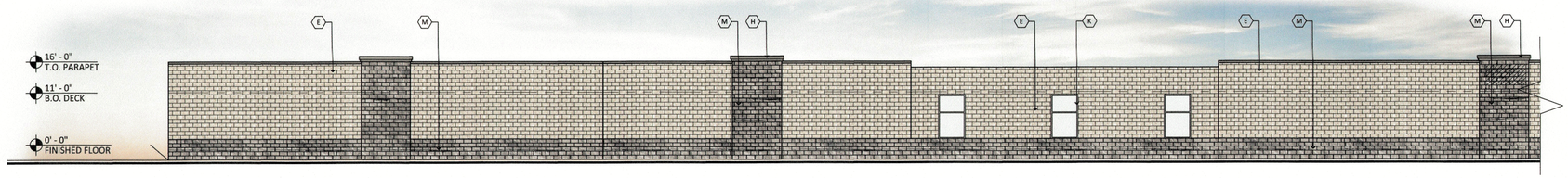

WEST ELEVATION- STORAGE BLDG 2

SCALE: 1/16"=1'-0"

0' 5' 10' 20'

MATERIAL CALCULATIONS
FACADE AREA: 6925 SF
NATURAL STONE AREA: 28.8%
MASONRY AREA: 97.3%



WEST ELEVATION- STORAGE BLDG 2

SCALE: 1/16"=1'-0"

0' 5' 10' 20'

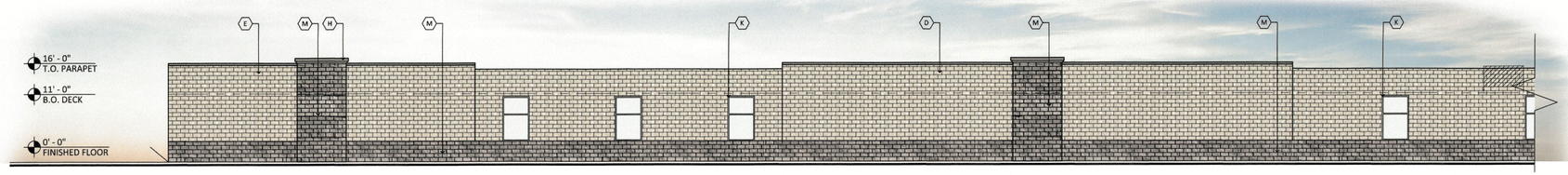

EAST ELEVATION- STORAGE BLDG 2

SCALE: 1/16"=1'-0"

0' 5' 10' 20'

MATERIAL CALCULATIONS
FACADE AREA: 6872 SF
NATURAL STONE AREA: 27.5%
MASONRY AREA: 95.9%

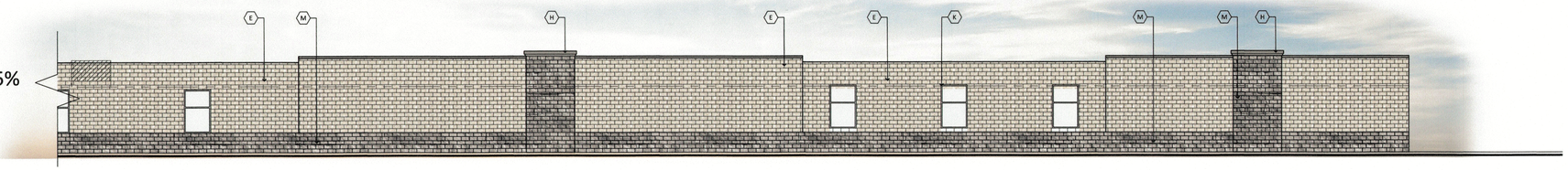

EAST ELEVATION- STORAGE BLDG 2

SCALE: 1/16"=1'-0"

0' 5' 10' 20'

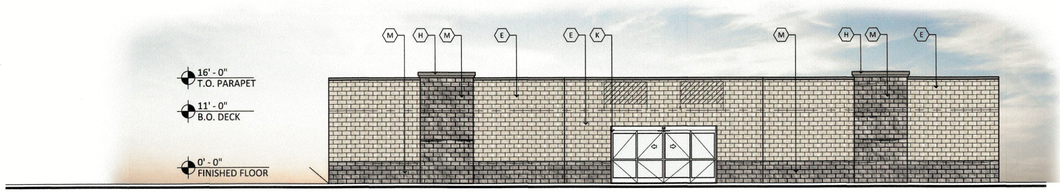

SOUTH ELEVATION- STORAGE BLDG 2

SCALE: 1/16"=1'-0"

0' 5' 10' 20'

MATERIAL CALCULATIONS
FACADE AREA: 1587 SF
NATURAL STONE AREA: 30.7%
MASONRY AREA: 91.3%

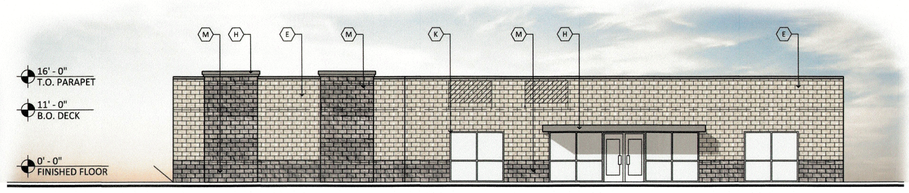

NORTH ELEVATION- STORAGE BLDG 2

SCALE: 1/16"=1'-0"

0' 5' 10' 20'

MATERIAL CALCULATIONS
FACADE AREA: 1587 SF
NATURAL STONE AREA: 25.8%
MASONRY AREA: 81.3%

APPROVED:
I HEREBY CERTIFY THAT THE ABOVE AND FOREGOING SITE PLAN FOR A DEVELOPMENT IN THE CITY OF ROCKWALL, TEXAS, WAS APPROVED BY THE PLANNING & ZONING COMMISSION OF THE CITY OF ROCKWALL ON THE 27 DAY OF September, 2022.

WITNESS OUR HANDS, THIS 27 DAY OF September, 2022

PLANNING & ZONING COMMISSION, CHAIRMAN

DIRECTOR OF PLANNING AND ZONING

CASE NUMBER: SP2022-038

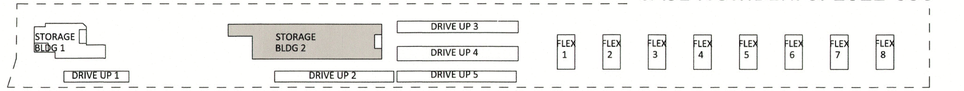

KEY PLAN

SCALE: N.T.S.

MATERIAL AND COLORS

A METAL PANEL:
MFG: ATAS
COLOR: CHARCOAL GRAY
SPEC: DWF 120

B METAL PANEL:
MFG: ATAS
COLOR: SANDSTONE
SPEC: DWF 120

C PAINTED ROLL UP DOORS:
MFG: SHERWIN WILLIAMS
COLOR: WHITE SNOW SW 9541

D CMU:
FINISH: SPLIT FACE
MFG: SUPERLITE
COLOR: BLACK CANYON

E CMU:
FINISH: SPLIT
MFG: SUPERLITE
COLOR: MISSION WHITE

F STANDING SEAM ROOF:
MFG: ATAS
COLOR: SLATE GREY
SPEC: 2" FIELD-LOK

G PAINTED HOLLOW METAL DOORS:
MFG: SHERWIN WILLIAMS
COLOR: SW 7067 "CITYSCAPE"

H PAINTED METAL COPING / AWNING:
MFG: SHERWIN WILLIAMS
COLOR: SW 7067 "CITYSCAPE"

J FAUX WINDOWS:
MFG: VITRO
COLOR: SPANDREL GLASS WHITE

K MULLIONS:
MFG: KAWNEER
COLOR: CLEAR

L CMU:
FINISH: SPLIT
MFG: SUPERLITE
COLOR: CHARCOAL

M CMU:
MFG: CORONADO
FINISH: 6" SPLIT LIMESTONE
COLOR: SUMMIT GREY

RKAA ARCHITECTS, INC

ROCKWALL STORAGE

SEC OF GUMBO DR AND TX HWY 276
ROCKWALL, TX 75032
DATE: 08-01-2022 (PRELIMINARY)

EL-2
BLDG 2

RKAA# 22040.00

2022 RKAA ARCHITECTS, INC. ALL RIGHTS RESERVED. THIS DRAWING IS AN INSTRUMENT OF SERVICE. IT IS THE PROPERTY OF RKAA ARCHITECTS, INC AND MAY NOT BE DUPLICATED, USED OR DISCLOSED WITHOUT WRITTEN PERMISSION OF THE ARCHITECT.



WEST ELEVATION- DRIVE UP 1

SCALE: 3/32"=1'-0"

0' 5' 10' 20'

MATERIAL CALCULATIONS

FACADE AREA: 2013 SF
NATURAL STONE AREA: 41.1%
MASONRY AREA: 100%

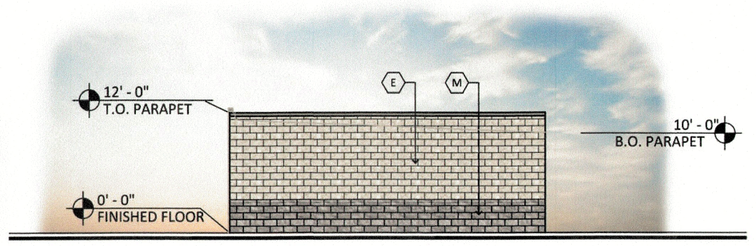

NORTH ELEVATION- DRIVE UP 1

SCALE: 3/32"=1'-0"

0' 5' 10' 20'

MATERIAL CALCULATIONS

FACADE AREA: 434 SF
NATURAL STONE AREA: 23.9%
MASONRY AREA: 100%

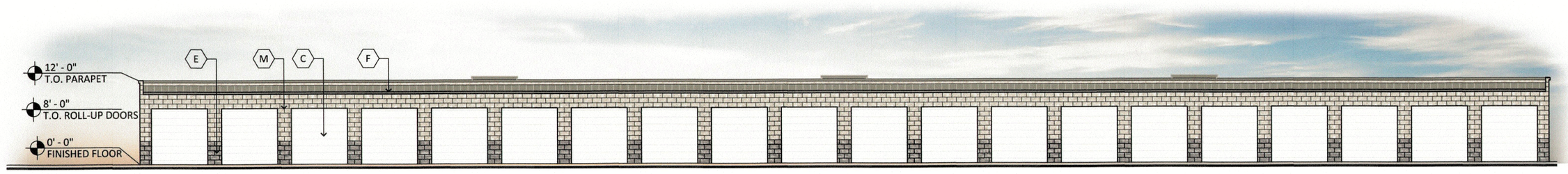

EAST ELEVATION- DRIVE UP 1

SCALE: 3/32"=1'-0"

0' 5' 10' 20'

MATERIAL CALCULATIONS

FACADE AREA: 2013 SF
NATURAL STONE AREA: 6.9%
MASONRY AREA: 29.5%
METAL DOOR AREA: 63.6%

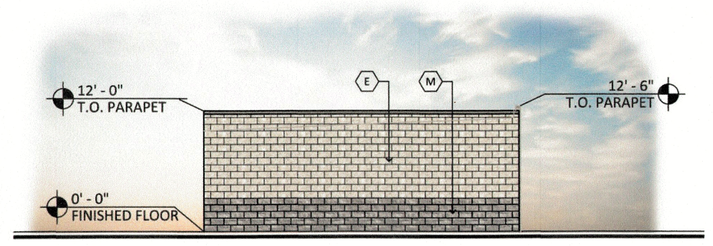

SOUTH ELEVATION- DRIVE UP 1

SCALE: 3/32"=1'-0"

0' 5' 10' 20'

MATERIAL CALCULATIONS

FACADE AREA: 434 SF
NATURAL STONE AREA: 23.9%
MASONRY AREA: 100%

MATERIAL AND COLORS

A METAL PANEL:
MFG: ATAS
COLOR: CHARCOAL GRAY
SPEC: DWF 120

B METAL PANEL:
MFG: ATAS
COLOR: SANDSTONE
SPEC: DWF 120

C PAINTED ROLL UP DOORS:
MFG: SHERWIN WILLIAMS
COLOR: WHITE SNOW SW 9541

D CMU:
FINISH: SPLIT FACE
MFG: SUPERLITE
COLOR: BLACK CANYON

E CMU:
FINISH: SPLIT
MFG: SUPERLITE
COLOR: MISSION WHITE

F STANDING SEAM ROOF:
MFG: ATAS
COLOR: SLATE GREY
SPEC: 2" FIELD-LOK

G PAINTED HOLLOW METAL DOORS:
MFG: SHERWIN WILLIAMS
COLOR: SW 7067 "CITYSCAPE"

H PAINTED METAL COPING / AWNING:
MFG: SHERWIN WILLIAMS
COLOR: SW 7067 "CITYSCAPE"

J FAUX WINDOWS:
MFG: VITRO
COLOR: SPANDREL GLASS WHITE

K MULLIONS:
MFG: KAWNEER
COLOR: CLEAR

L CMU:
FINISH: SPLIT
MFG: SUPERLITE
COLOR: CHARCOAL

M CMU:
MFG: CORONADO
FINISH: 6" SPLIT LIMESTONE
COLOR: SUMMIT GREY

APPROVED:
I HEREBY CERTIFY THAT THE ABOVE AND FOREGOING SITE PLAN FOR A DEVELOPMENT IN THE CITY OF ROCKWALL, TEXAS, WAS APPROVED BY THE PLANNING & ZONING COMMISSION OF THE CITY OF ROCKWALL ON THE 27 DAY OF September, 2022.

WITNESS OUR HANDS, THIS 27 DAY OF September, 2022.

PLANNING & ZONING COMMISSION, CHAIRMAN

DIRECTOR OF PLANNING AND ZONING

CASE NUMBER: SP2022-038

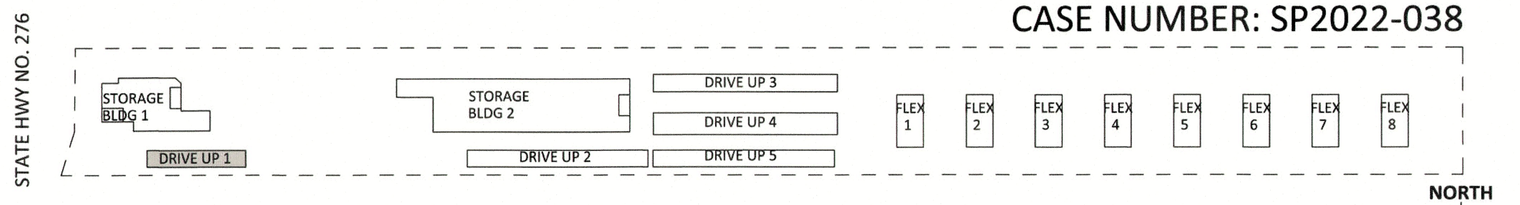

KEY PLAN

SCALE: N.T.S.

RKAA ARCHITECTS, INC

ROCKWALL STORAGE

SEC OF GUMBO DR AND TX HWY 276
ROCKWALL, TX 75032
DATE: 08-01-2022 (PRELIMINARY)

EL-3
DRIVE UP 1

RKAA# 22040.00

© 2022 RKAA ARCHITECTS, INC. ALL RIGHTS RESERVED. THIS DRAWING IS AN INSTRUMENT OF SERVICE. IT IS THE PROPERTY OF RKAA ARCHITECTS, INC. AND MAY NOT BE DUPLICATED, USED OR DISCLOSED WITHOUT WRITTEN PERMISSION OF THE ARCHITECT.





WEST ELEVATION- DRIVE UP 2

SCALE: 3/32"=1'-0"

0' 5' 10' 20'

MATERIAL CALCULATIONS

FACADE AREA: 3450 SF
METAL PANEL AREA: 100%

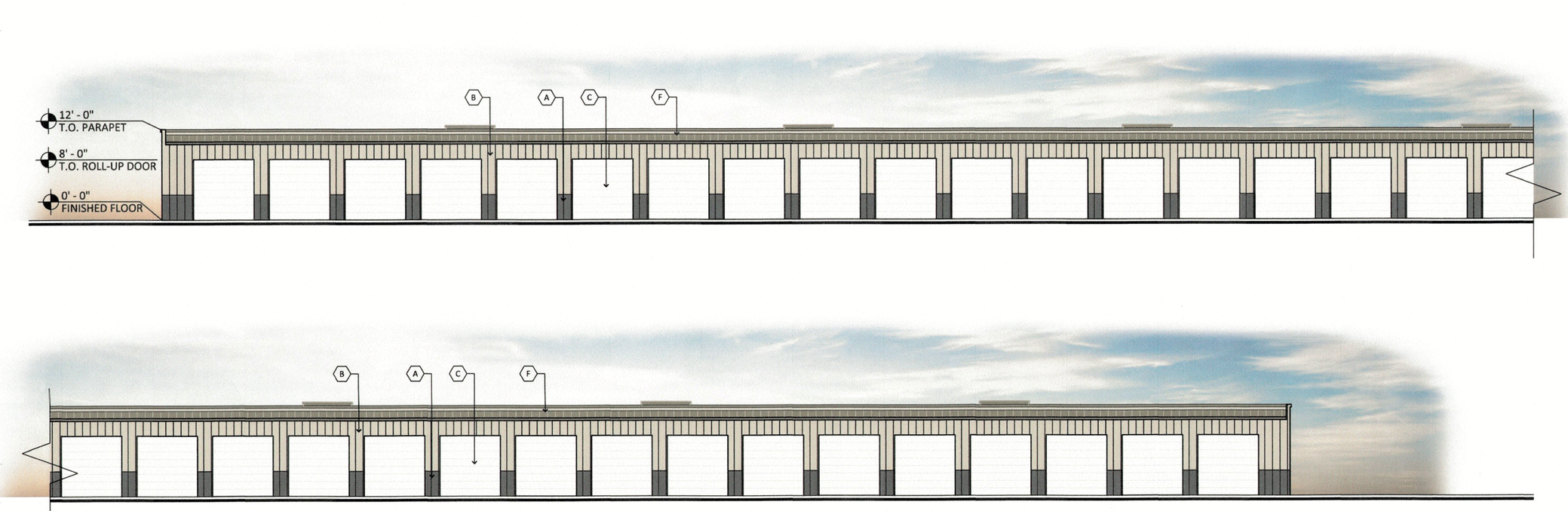

EAST ELEVATION- DRIVE UP 2

SCALE: 3/32"=1'-0"

0' 5' 10' 20'

MATERIAL CALCULATIONS

FACADE AREA: 3450 SF
METAL PANEL AREA: 37.3%
METAL DOOR AREA: 62.7%

APPROVED:
I HEREBY CERTIFY THAT THE ABOVE AND FOREGOING SITE PLAN FOR A DEVELOPMENT IN THE CITY OF ROCKWALL, TEXAS, WAS APPROVED BY THE PLANNING & ZONING COMMISSION OF THE CITY OF ROCKWALL ON THE 27 DAY OF September, 2022.

WITNESS OUR HANDS, THIS 27 DAY OF September, 2022

PLANNING & ZONING COMMISSION, CHAIRMAN

DIRECTOR OF PLANNING AND ZONING

RKAA ARCHITECTS, INC

ROCKWALL STORAGE

SEC OF GUMBO DR AND TX HWY 276
ROCKWALL, TX 75032
DATE: 08-01-2022 (PRELIMINARY)

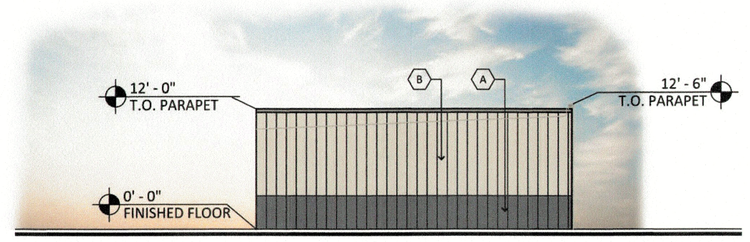

NORTH ELEVATION- DRIVE UP 2

SCALE: 3/32"=1'-0"

0' 5' 10' 20'

MATERIAL CALCULATIONS

FACADE AREA: 434 SF
METAL PANEL AREA: 100%

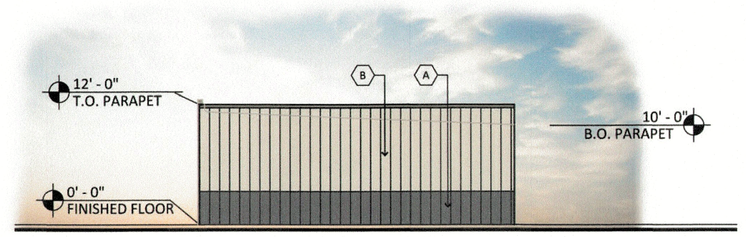

SOUTH ELEVATION- DRIVE UP 2

SCALE: 3/32"=1'-0"

0' 5' 10' 20'

MATERIAL CALCULATIONS

FACADE AREA: 434 SF
METAL PANEL AREA: 100%

MATERIAL AND COLORS

A — METAL PANEL:
MFG: ATAS
COLOR: CHARCOAL GRAY
SPEC: DWF 120

B — METAL PANEL:
MFG: ATAS
COLOR: SANDSTONE
SPEC: DWF 120

C — PAINTED ROLL UP DOORS:
MFG: SHERWIN WILLIAMS
COLOR: WHITE SNOW SW 9541

D — CMU:
FINISH: SPLIT FACE
MFG: SUPERLITE
COLOR: BLACK CANYON

E — CMU:
FINISH: SPLIT
MFG: SUPERLITE
COLOR: MISSION WHITE

F — STANDING SEAM ROOF:
MFG: ATAS
COLOR: SLATE GREY
SPEC: 2" FIELD-LOK

G — PAINTED HOLLOW METAL DOORS:
MFG: SHERWIN WILLIAMS
COLOR: SW 7067 "CITYSCAPE"

H — PAINTED METAL COPING / AWNING:
MFG: SHERWIN WILLIAMS
COLOR: SW 7067 "CITYSCAPE"

J — FAUX WINDOWS:
MFG: VITRO
COLOR: SPANDREL GLASS WHITE

K — MULLIONS:
MFG: KAWNEER
COLOR: CLEAR

L — CMU:
FINISH: SPLIT
MFG: SUPERLITE
COLOR: CHARCOAL

M — CMU:
MFG: CORONADO
FINISH: 6" SPLIT LIMESTONE
COLOR: SUMMIT GREY

CASE NUMBER: SP2022-038

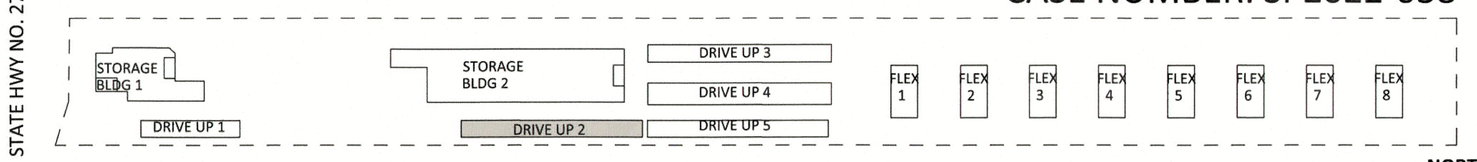

KEY PLAN

SCALE: N.T.S.

EL-4
DRIVE UP 2

RKAA# 22040.00

© 2022 RKAA ARCHITECTS, INC. ALL RIGHTS RESERVED. THIS DRAWING IS AN INSTRUMENT OF SERVICE. IT IS THE PROPERTY OF RKAA ARCHITECTS, INC. AND MAY NOT BE DUPLICATED, USED OR DISCLOSED WITHOUT WRITTEN PERMISSION OF THE ARCHITECT.





EAST ELEVATION- DRIVE UP 3

SCALE: 3/32"=1'-0"

0' 5' 10' 20'

MATERIAL CALCULATIONS

FACADE AREA: 3,798 SF
METAL PANEL AREA: 100 %

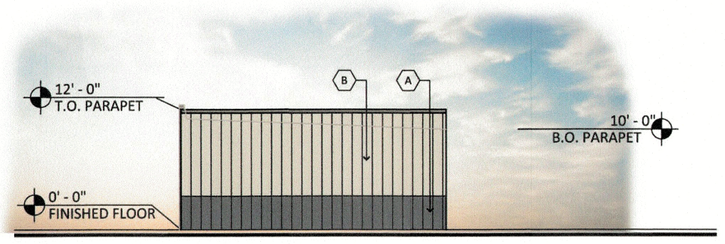

NORTH ELEVATION- DRIVE UP 3

SCALE: 3/32"=1'-0"

0' 5' 10' 20'

MATERIAL CALCULATIONS

FACADE AREA: 349 SF
METAL PANEL AREA: 100%

MATERIAL AND COLORS

A — METAL PANEL:
MFG: ATAS
COLOR: CHARCOAL GRAY
SPEC: DWF 120

B — METAL PANEL:
MFG: ATAS
COLOR: SANDSTONE
SPEC: DWF 120

C — PAINTED ROLL UP DOORS:
MFG: SHERWIN WILLIAMS
COLOR: WHITE SNOW SW 9541

D — CMU:
FINISH: SPLIT FACE
MFG: SUPERLITE
COLOR: BLACK CANYON

E — CMU:
FINISH: SPLIT
MFG: SUPERLITE
COLOR: MISSION WHITE

F — STANDING SEAM ROOF:
MFG: ATAS
COLOR: SLATE GREY
SPEC: 2" FIELD-LOK

G — PAINTED HOLLOW METAL DOORS:
MFG: SHERWIN WILLIAMS
COLOR: SW 7067 "CITYSCAPE"

H — PAINTED METAL COPING / AWNING:
MFG: SHERWIN WILLIAMS
COLOR: SW 7067 "CITYSCAPE"

J — FAUX WINDOWS:
MFG: VITRO
COLOR: SPANDREL GLASS WHITE

K — MULLIONS:
MFG: KAWNEER
COLOR: CLEAR

L — CMU:
FINISH: SPLIT
MFG: SUPERLITE
COLOR: CHARCOAL

M — CMU:
MFG: CORONADO
FINISH: 6" SPLIT LIMESTONE
COLOR: SUMMIT GREY



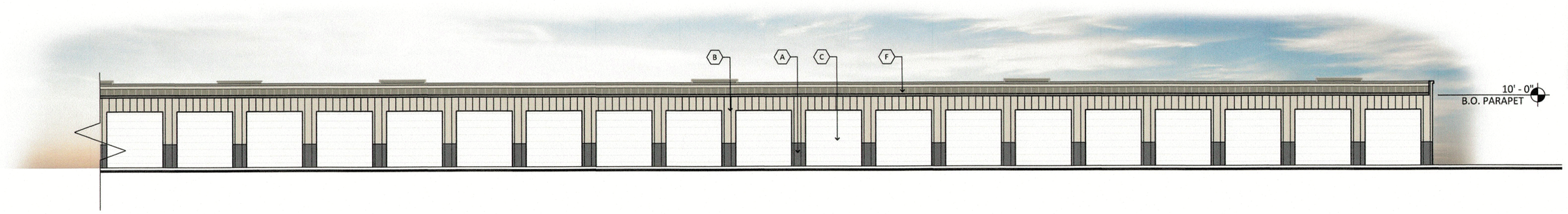

WEST ELEVATION- DRIVE UP 3

SCALE: 3/32"=1'-0"

0' 5' 10' 20'

MATERIAL CALCULATIONS

FACADE AREA: 3450 SF
METAL PANEL AREA: 36.4%
METAL DOOR AREA: 63.6%

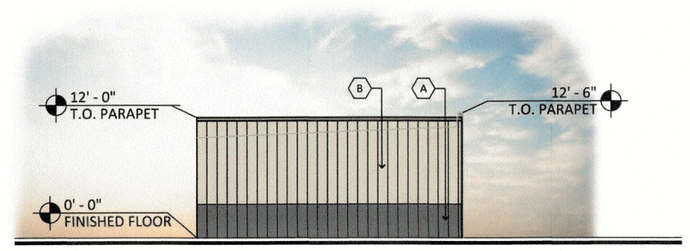

SOUTH ELEVATION- DRIVE UP 3

SCALE: 3/32"=1'-0"

0' 5' 10' 20'

MATERIAL CALCULATIONS

FACADE AREA: 349 SF
METAL PANEL AREA: 100%

APPROVED:
I HEREBY CERTIFY THAT THE ABOVE AND FOREGOING SITE PLAN FOR A DEVELOPMENT IN THE CITY OF ROCKWALL, TEXAS, WAS APPROVED BY THE PLANNING & ZONING COMMISSION OF THE CITY OF ROCKWALL ON THE 27 DAY OF September 2022.

WITNESS OUR HANDS, THIS 27 DAY OF September, 2022.

PLANNING & ZONING COMMISSION, CHAIRMAN

DIRECTOR OF PLANNING AND ZONING

CASE NUMBER: SP2022-038

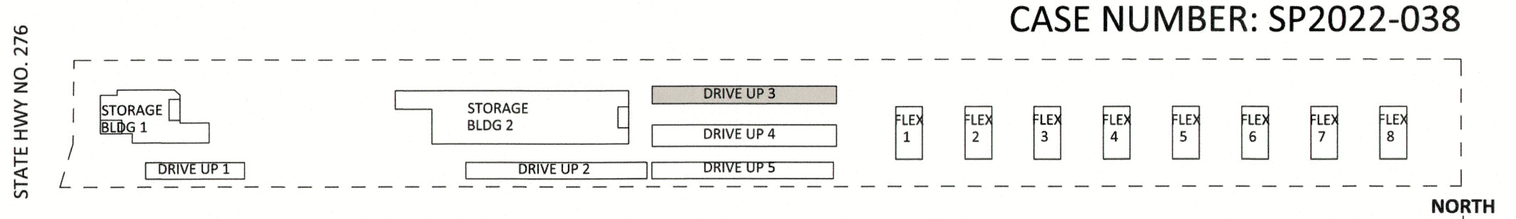

KEY PLAN

SCALE: N.T.S.

RKAA ARCHITECTS, INC

ROCKWALL STORAGE

SEC OF GUMBO DR AND TX HWY 276
ROCKWALL, TX 75032
DATE: 08-01-2022 (PRELIMINARY)

EL-5
DRIVE UP 3

RKAA# 22040.00

© 2022 RKAA ARCHITECTS, INC. ALL RIGHTS RESERVED. THIS DRAWING IS AN INSTRUMENT OF SERVICE. IT IS THE PROPERTY OF RKAA ARCHITECTS, INC. AND MAY NOT BE DUPLICATED, USED OR DISCLOSED WITHOUT WRITTEN PERMISSION OF THE ARCHITECT.

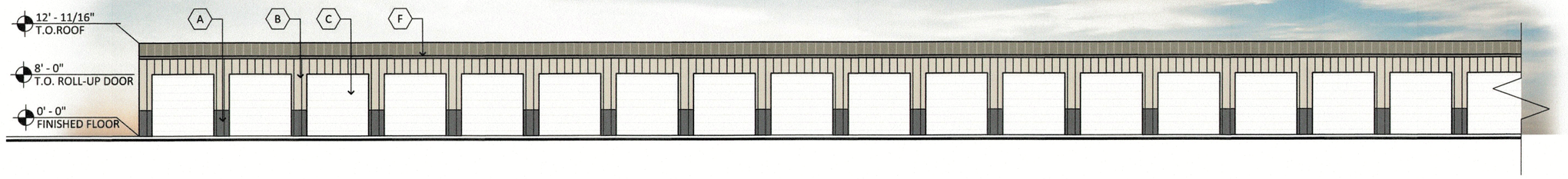



WEST ELEVATION- DRIVE UP 4

SCALE: 3/32"=1'-0"

0' 5' 10' 20'

MATERIAL CALCULATIONS

FACADE AREA: 3513 SF
METAL PANEL AREA: 36.2%
METAL DOOR AREA: 63.8%

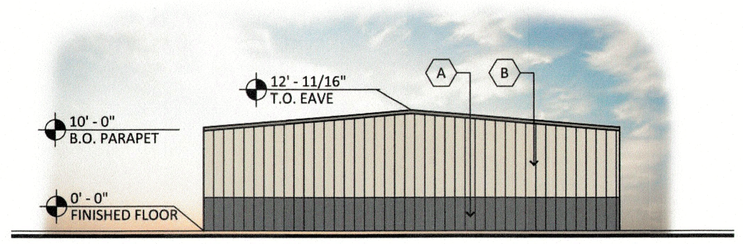

NORTH ELEVATION- DRIVE UP 4

SCALE: 3/32"=1'-0"

0' 5' 10' 20'

MATERIAL CALCULATIONS

FACADE AREA: 625 SF
METAL PANEL AREA: 100%



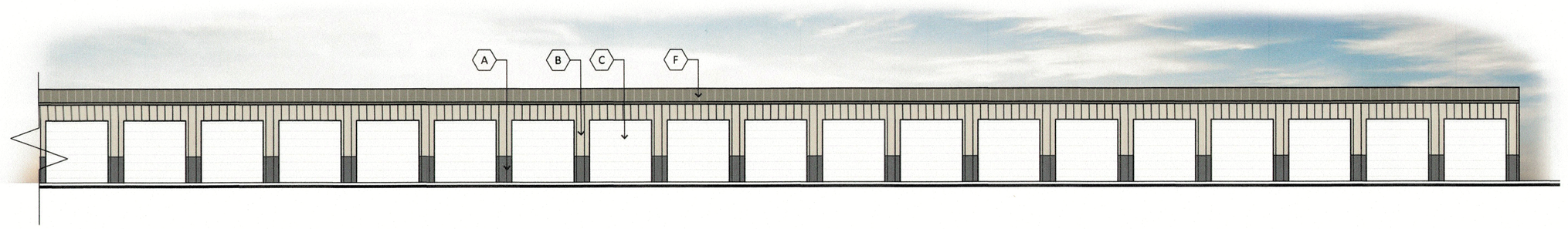

EAST ELEVATION- DRIVE UP 4

SCALE: 3/32"=1'-0"

0' 5' 10' 20'

MATERIAL CALCULATIONS

FACADE AREA: 3513 SF
METAL PANEL AREA: 36.2%
METAL DOOR AREA: 63.8%

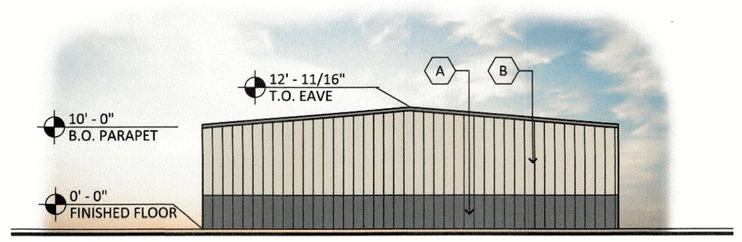

SOUTH ELEVATION- DRIVE UP 4

SCALE: 3/32"=1'-0"

0' 5' 10' 20'

MATERIAL CALCULATIONS

FACADE AREA: 625 SF
METAL PANEL AREA: 100%

MATERIAL AND COLORS

A — METAL PANEL:
MFG: ATAS
COLOR: CHARCOAL GRAY
SPEC: DWF 120

B — METAL PANEL:
MFG: ATAS
COLOR: SANDSTONE
SPEC: DWF 120

C — PAINTED ROLL UP DOORS:
MFG: SHERWIN WILLIAMS
COLOR: WHITE SNOW SW 9541

D — CMU:
FINISH: SPLIT FACE
MFG: SUPERLITE
COLOR: BLACK CANYON

E — CMU:
FINISH: SPLIT
MFG: SUPERLITE
COLOR: MISSION WHITE

F — STANDING SEAM ROOF:
MFG: ATAS
COLOR: SLATE GREY
SPEC: 2" FIELD-LOK

G — PAINTED HOLLOW METAL DOORS:
MFG: SHERWIN WILLIAMS
COLOR: SW 7067 "CITYSCAPE"

H — PAINTED METAL COPING / AWNING:
MFG: SHERWIN WILLIAMS
COLOR: SW 7067 "CITYSCAPE"

J — FAUX WINDOWS:
MFG: VITRO
COLOR: SPANDREL GLASS WHITE

K — MULLIONS:
MFG: KAWNEER
COLOR: CLEAR

L — CMU:
FINISH: SPLIT
MFG: SUPERLITE
COLOR: CHARCOAL

M — CMU:
MFG: CORONADO
FINISH: 6" SPLIT LIMESTONE
COLOR: SUMMIT GREY

APPROVED:
I hereby certify that the above and foregoing site plan for development in the City of Rockwall, Texas, was approved by the Planning & Zoning Commission on the 27 day of September, 2022.

Planning & Zoning Commission, Chairman

Director of Planning & Zoning

CASE NUMBER: SP2022-038

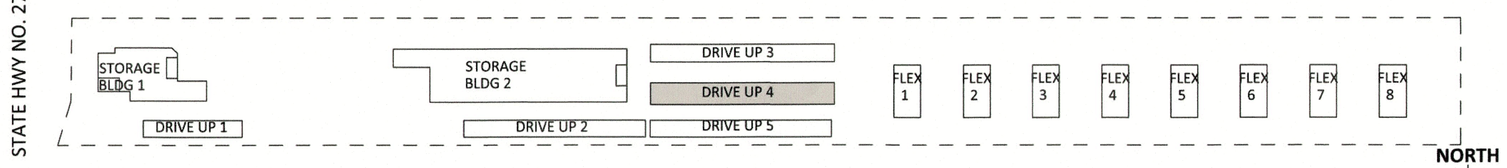

KEY PLAN

SCALE: N.T.S.

RKAA ARCHITECTS, INC

ROCKWALL STORAGE

SEC OF GUMBO DR AND TX HWY 276
ROCKWALL, TX 75032
DATE: 08-01-2022 (PRELIMINARY)

EL-6
DRIVE UP 4

RKAA# 22040.00

© 2022 RKAA ARCHITECTS, INC. ALL RIGHTS RESERVED. THIS DRAWING IS AN INSTRUMENT OF SERVICE. IT IS THE PROPERTY OF RKAA ARCHITECTS, INC. AND MAY NOT BE DUPLICATED, USED OR DISCLOSED WITHOUT WRITTEN PERMISSION OF THE ARCHITECT.





WEST ELEVATION- DRIVE UP 5

SCALE: 3/32"=1'-0"

0' 5' 10' 20'

MATERIAL CALCULATIONS

FACADE AREA: 3685 SF

METAL PANEL AREA: 100%

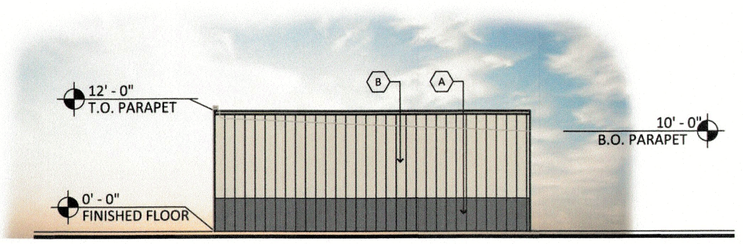

SOUTH ELEVATION- DRIVE UP 5

SCALE: 3/32"=1'-0"

0' 5' 10' 20'

MATERIAL CALCULATIONS

FACADE AREA: 434 SF

METAL PANEL AREA: 100%



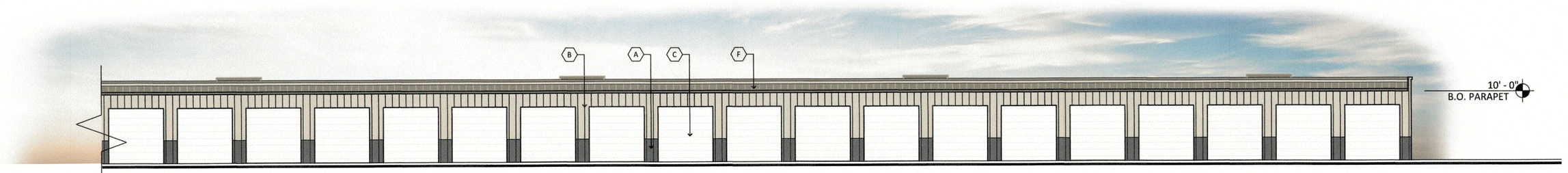

EAST ELEVATION- DRIVE UP 5

SCALE: 3/32"=1'-0"

0' 5' 10' 20'

MATERIAL CALCULATIONS

FACADE AREA: 3685 SF

METAL PANEL AREA: 37.5%

METAL DOOR AREA: 62.5%

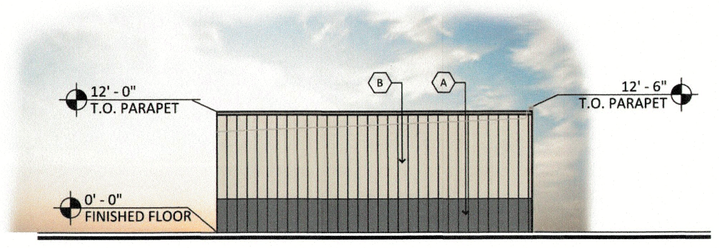

NORTH ELEVATION- DRIVE UP 5

SCALE: 3/32"=1'-0"

0' 5' 10' 20'

MATERIAL CALCULATIONS

FACADE AREA: 434 SF

METAL PANEL AREA: 100%

APPROVED:
I HEREBY CERTIFY THAT THE ABOVE AND FOREGOING SITE PLAN FOR A DEVELOPMENT IN THE CITY OF ROCKWALL, TEXAS, WAS APPROVED BY THE PLANNING & ZONING COMMISSION OF THE CITY OF ROCKWALL ON THE 27 DAY OF September, 2022.

WITNESS OUR HANDS, THIS 27 DAY OF September, 2022.

PLANNING & ZONING COMMISSION, CHAIRMAN

DIRECTOR OF PLANNING AND ZONING

CASE NUMBER: SP2022-038

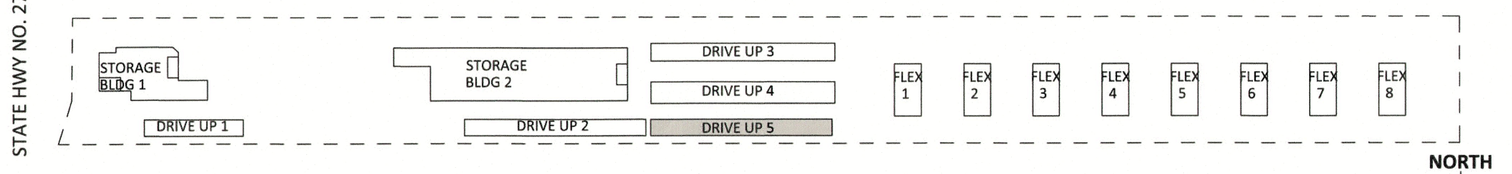

KEY PLAN

SCALE: N.T.S.

MATERIAL AND COLORS

A METAL PANEL:
MFG: ATAS
COLOR: CHARCOAL GRAY
SPEC: DWF 120

B METAL PANEL:
MFG: ATAS
COLOR: SANDSTONE
SPEC: DWF 120

C PAINTED ROLL UP DOORS:
MFG: SHERWIN WILLIAMS
COLOR: WHITE SNOW SW 9541

D CMU:
FINISH: SPLIT FACE
MFG: SUPERLITE
COLOR: BLACK CANYON

E CMU:
FINISH: SPLIT
MFG: SUPERLITE
COLOR: MISSION WHITE

F STANDING SEAM ROOF:
MFG: ATAS
COLOR: SLATE GREY
SPEC: 2" FIELD-LOK

G PAINTED HOLLOW METAL DOORS:
MFG: SHERWIN WILLIAMS
COLOR: SW 7067 "CITYSCAPE"

H PAINTED METAL COPING / AWNING:
MFG: SHERWIN WILLIAMS
COLOR: SW 7067 "CITYSCAPE"

J FAUX WINDOWS:
MFG: VITRO
COLOR: SPANDREL GLASS WHITE

K MULLIONS:
MFG: KAWNEER
COLOR: CLEAR

L CMU:
FINISH: SPLIT
MFG: SUPERLITE
COLOR: CHARCOAL

M CMU:
MFG: CORONADO
FINISH: 6" SPLIT LIMESTONE
COLOR: SUMMIT GREY

RKAA ARCHITECTS, INC

ROCKWALL STORAGE

SEC OF GUMBO DR AND TX HWY 276
ROCKWALL, TX 75032
DATE: 08-01-2022 (PRELIMINARY)

EL-7
DRIVE UP 5

RKAA# 22040.00

© 2022 RKAA ARCHITECTS, INC. ALL RIGHTS RESERVED. THIS DRAWING IS AN INSTRUMENT OF SERVICE. IT IS THE PROPERTY OF RKAA ARCHITECTS, INC. AND MAY NOT BE DUPLICATED, USED OR DISCLOSED WITHOUT WRITTEN PERMISSION OF THE ARCHITECT.

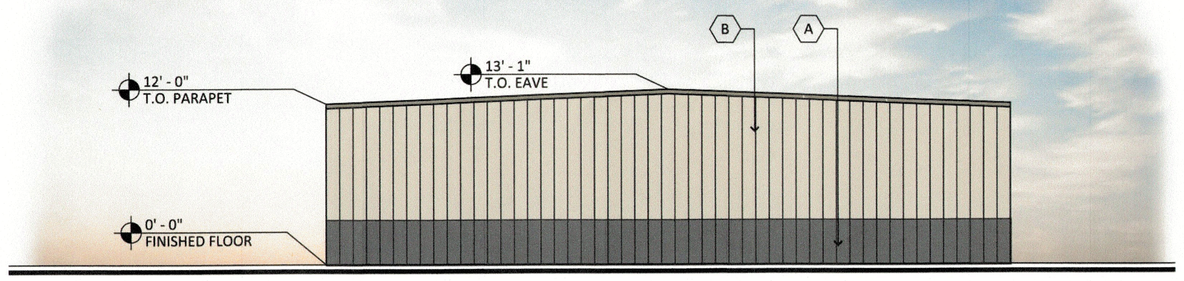

WEST ELEVATION- MASONRY FLEX BLDG TYPE.

SCALE: 1/8"=1'-0"

0' 5' 10' 20'

MATERIAL CALCULATIONS

FACADE AREA: 920 SF
METAL PANEL AREA: 100%

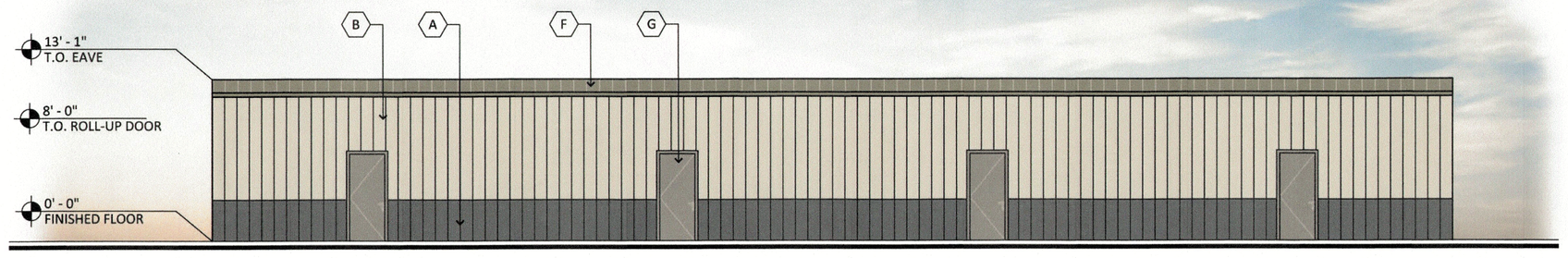

NORTH ELEVATION- MASONRY FLEX BLDG TYPE.

SCALE: 1/8"=1'-0"

0' 5' 10' 20'

MATERIAL CALCULATIONS

FACADE AREA: 1167 SF
METAL PANEL AREA: 90.2%
MAN DOOR AREA: 9.8%

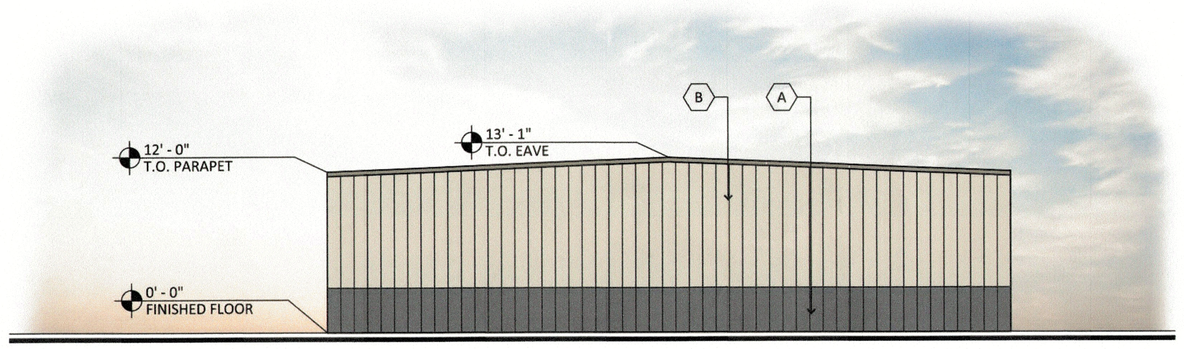

EAST ELEVATION- MASONRY FLEX BLDG TYPE.

SCALE: 1/8"=1'-0"

0' 5' 10' 20'

MATERIAL CALCULATIONS

FACADE AREA: 920 SF
METAL PANEL AREA: 100 %

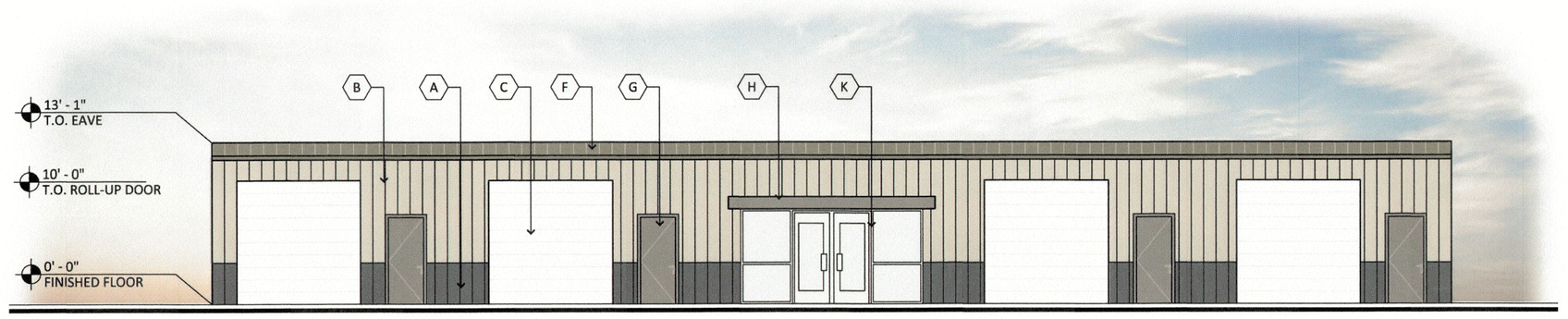

SOUTH ELEVATION- MASONRY FLEX BLDG TYPE.

SCALE: 1/8"=1'-0"

0' 5' 10' 20'

MATERIAL CALCULATIONS

FACADE AREA: 1167 SF
METAL PANEL AREA: 46.3%
METAL DOOR AREA: 34.3%
MAN DOOR AREA: 9.8%

MATERIAL AND COLORS

A — METAL PANEL:
MFG: ATAS
COLOR: CHARCOAL GRAY
SPEC: DWF 120

B — METAL PANEL:
MFG: ATAS
COLOR: SANDSTONE
SPEC: DWF 120

C — PAINTED ROLL UP DOORS:
MFG: SHERWIN WILLIAMS
COLOR: WHITE SNOW SW 9541

D — CMU:
FINISH: SPLIT FACE
MFG: SUPERLITE
COLOR: BLACK CANYON

E — CMU:
FINISH: SPLIT
MFG: SUPERLITE
COLOR: MISSION WHITE

F — STANDING SEAM ROOF:
MFG: ATAS
COLOR: SLATE GREY
SPEC: 2" FIELD-LOK

G — PAINTED HOLLOW METAL DOORS:
MFG: SHERWIN WILLIAMS
COLOR: SW 7067 "CITYSCAPE"

H — PAINTED METAL COPING / AWNING:
MFG: SHERWIN WILLIAMS
COLOR: SW 7067 "CITYSCAPE"

J — FAUX WINDOWS:
MFG: VITRO
COLOR: SPANDREL GLASS WHITE

K — MULLIONS:
MFG: KAWNEER
COLOR: CLEAR

L — CMU:
FINISH: SPLIT
MFG: SUPERLITE
COLOR: CHARCOAL

M — CMU:
MFG: CORONADO
FINISH: 6" SPLIT LIMESTONE
COLOR: SUMMIT GREY

APPROVED:
I HEREBY CERTIFY THAT THE ABOVE AND FOREGOING SITE PLAN FOR A DEVELOPMENT IN THE CITY OF ROCKWALL, TEXAS, WAS APPROVED BY THE PLANNING & ZONING COMMISSION OF THE CITY OF ROCKWALL ON THE 27 DAY OF September 2022.

WITNESS OUR HANDS, THIS 27 DAY OF September, 2022

PLANNING & ZONING COMMISSION, CHAIRMAN

DIRECTOR OF PLANNING AND ZONING

CASE NUMBER: SP2022-038

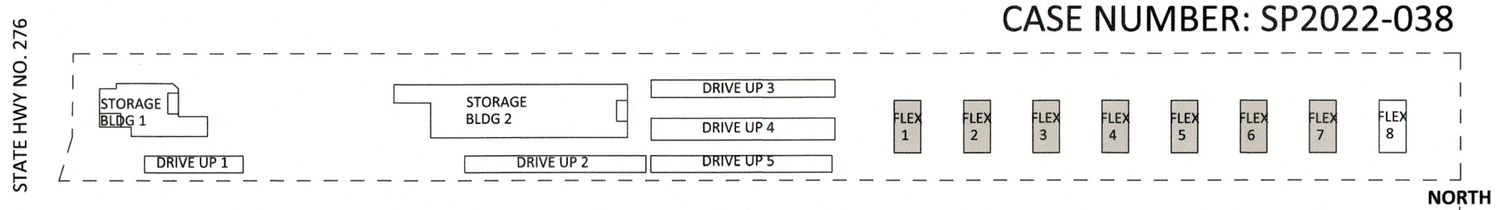

KEY PLAN

SCALE: N.T.S.

RKAA ARCHITECTS, INC

ROCKWALL STORAGE

SEC OF GUMBO DR AND TX HWY 276
ROCKWALL, TX 75032
DATE: 08-01-2022 (PRELIMINARY)

EL-8
FLEX 1-7

RKAA# 22040.00

© 2022 RKAA ARCHITECTS, INC. ALL RIGHTS RESERVED. THIS DRAWING IS AN INSTRUMENT OF SERVICE. IT IS THE PROPERTY OF RKAA ARCHITECTS, INC. AND MAY NOT BE DUPLICATED, USED OR DISCLOSED WITHOUT WRITTEN PERMISSION OF THE ARCHITECT.



WEST ELEVATION- MASONRY FLEX BLDG TYPE.

SCALE: 1/8"=1'-0"

0' 5' 10' 20'

MATERIAL CALCULATIONS

FACADE AREA: 920 SF
NATURAL STONE AREA: 21.4%
MASONRY AREA: 78.6%

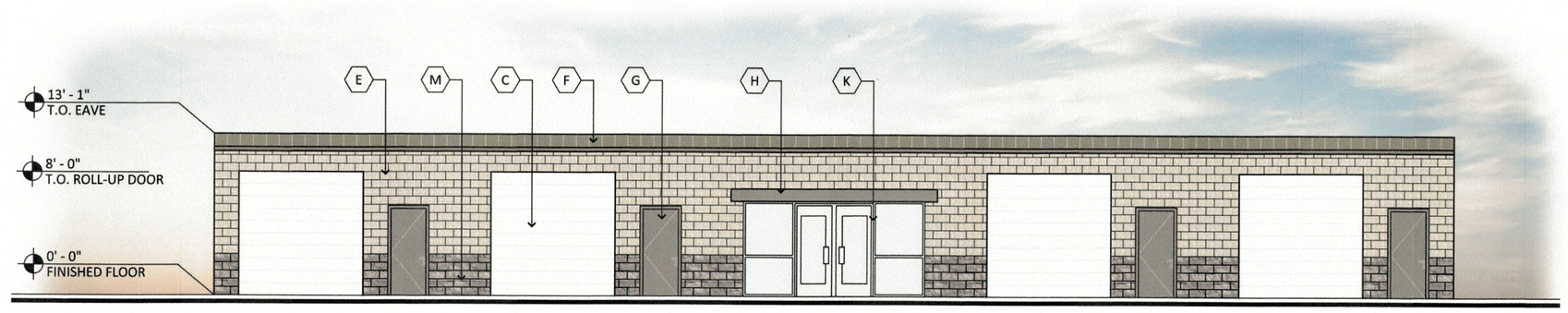

NORTH ELEVATION- MASONRY FLEX BLDG TYPE.

SCALE: 1/8"=1'-0"

0' 5' 10' 20'

MATERIAL CALCULATIONS

FACADE AREA: 1167 SF
NATURAL STONE AREA: 9.1%
MASONRY AREA: 37.2%
METAL DOOR AREA: 34.3%

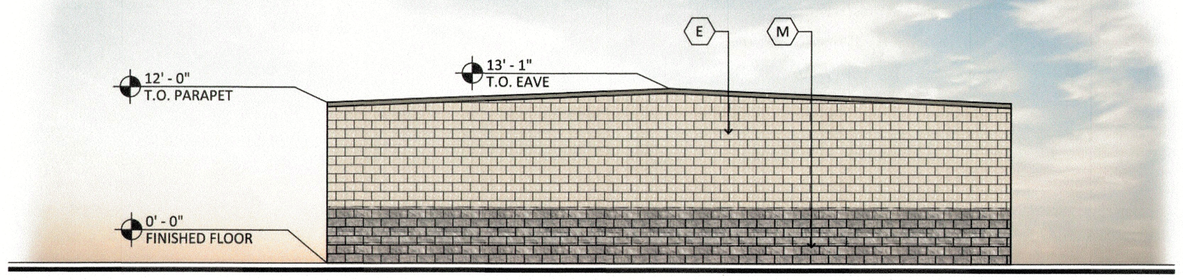

EAST ELEVATION- MASONRY FLEX BLDG TYPE.

SCALE: 1/8"=1'-0"

0' 5' 10' 20'

MATERIAL CALCULATIONS

FACADE AREA: 920 SF
NATURAL STONE AREA: 21.4%
MASONRY AREA: 78.6%



SOUTH ELEVATION- MASONRY FLEX BLDG TYPE.

SCALE: 1/8"=1'-0"

0' 5' 10' 20'

MATERIAL CALCULATIONS

FACADE AREA: 1167 SF
NATURAL STONE AREA: 24.8%
MASONRY AREA: 67%
MAN DOOR AREA: 8.2%

MATERIAL AND COLORS

A — METAL PANEL:
MFG: ATAS
COLOR: CHARCOAL GRAY
SPEC: DWF 120

B — METAL PANEL:
MFG: ATAS
COLOR: SANDSTONE
SPEC: DWF 120

C — PAINTED ROLL UP DOORS:
MFG: SHERWIN WILLIAMS
COLOR: WHITE SNOW SW 9541

D — CMU:
FINISH: SPLIT FACE
MFG: SUPERLITE
COLOR: BLACK CANYON

E — CMU:
FINISH: SPLIT
MFG: SUPERLITE
COLOR: MISSION WHITE

F — STANDING SEAM ROOF:
MFG: ATAS
COLOR: SLATE GREY
SPEC: 2" FIELD-LOK

G — PAINTED HOLLOW METAL DOORS:
MFG: SHERWIN WILLIAMS
COLOR: SW 7067 "CITYSCAPE"

H — PAINTED METAL COPING / AWNING:
MFG: SHERWIN WILLIAMS
COLOR: SW 7067 "CITYSCAPE"

J — FAUX WINDOWS:
MFG: VITRO
COLOR: SPANDREL GLASS WHITE

K — MULLIONS:
MFG: KAWNEER
COLOR: CLEAR

L — CMU:
FINISH: SPLIT
MFG: SUPERLITE
COLOR: CHARCOAL

M — CMU:
MFG: CORONADO
FINISH: 6" SPLIT LIMESTONE
COLOR: SUMMIT GREY

APPROVED:
I HEREBY CERTIFY THAT THE ABOVE AND FOREGOING SITE PLAN FOR A DEVELOPMENT IN THE CITY OF ROCKWALL, TEXAS, WAS APPROVED BY THE PLANNING & ZONING COMMISSION OF THE CITY OF ROCKWALL ON THE 27 DAY OF September, 2022.

WITNESS OUR HANDS, THIS 27 DAY OF September, 2022.

PLANNING & ZONING COMMISSION, CHAIRMAN

DIRECTOR OF PLANNING AND ZONING

CASE NUMBER: SP2022-038

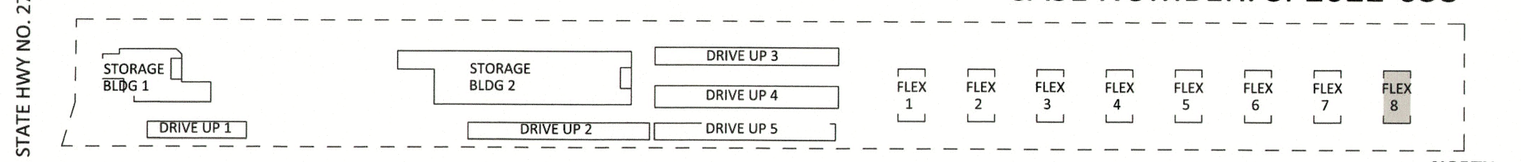

KEY PLAN

SCALE: N.T.S.

RKAA ARCHITECTS, INC

ROCKWALL STORAGE

SEC OF GUMBO DR AND TX HWY 276
ROCKWALL, TX 75032
DATE: 08-01-2022 (PRELIMINARY)

EL-9
FLEX 8

RKAA# 22040.00

© 2022 RKAA ARCHITECTS, INC. ALL RIGHTS RESERVED. THIS DRAWING IS AN INSTRUMENT OF SERVICE. IT IS THE PROPERTY OF RKAA ARCHITECTS, INC. AND MAY NOT BE DUPLICATED, USED OR DISCLOSED WITHOUT WRITTEN PERMISSION OF THE ARCHITECT.



A **METAL PANEL:**
MFG: ATAS
COLOR: CHARCOAL GRAY
SPEC: DWF 120



B **METAL PANEL:**
MFG: ATAS
COLOR: SANDSTONE
SPEC: DWF 120



C **PAINTED ROLL UP DOORS:**
MFG: SHERWIN WILLIAMS
COLOR: WHITE SNOW SW 9541



D **CMU:**
FINISH: SPLIT FACE
MFG: SUPERLITE
COLOR: BLACK CANYON



E **CMU:**
FINISH: SPLIT
MFG: SUPERLITE
COLOR: MISSION WHITE



F **STANDING SEAM ROOF:**
MFG: ATAS
COLOR: SLATE GREY
SPEC: 2" FIELD-LOK



G **PAINTED HOLLOW METAL DOORS:**
MFG: SHERWIN WILLIAMS
COLOR: SW 7067 "CITYSCAPE"



H **PAINTED METAL COPING / AWNING:**
MFG: SHERWIN WILLIAMS
COLOR: SW 7067 "CITYSCAPE"



J **FAUX WINDOWS:**
MFG: VITRO
COLOR: SPANDREL GLASS WHITE



K **MULLIONS:**
MFG: KAWNEER
COLOR: CLEAR



L **CMU:**
FINISH: SPLIT
MFG: SUPERLITE
COLOR: CHARCOAL



M **CMU:**
MFG: CORONADO
FINISH: 6" SPLIT LIMESTONE
COLOR: SUMMIT GREY

RKAA ARCHITECTS, INC

ROCKWALL STORAGE

SEC OF GUMBO DR AND TX HWY 276
ROCKWALL, TX 75032
DATE: 08-01-2022 (PRELIMINARY)

APPROVED:
I hereby certify that the above and foregoing site plan for development in the City of Rockwall, Texas, was approved by the Planning & Zoning Commission on the 27 day of September, 2022.

Planning & Zoning Commission, Chairman

Director of Planning & Zoning

MB

RKAA# 22040.00

© 2022 RKAA ARCHITECTS, INC. ALL RIGHTS RESERVED. THIS DRAWING IS AN INSTRUMENT OF SERVICE. IT IS THE PROPERTY OF RKAA ARCHITECTS, INC. AND MAY NOT BE DUPLICATED, USED OR DISCLOSED WITHOUT WRITTEN PERMISSION OF THE ARCHITECT.

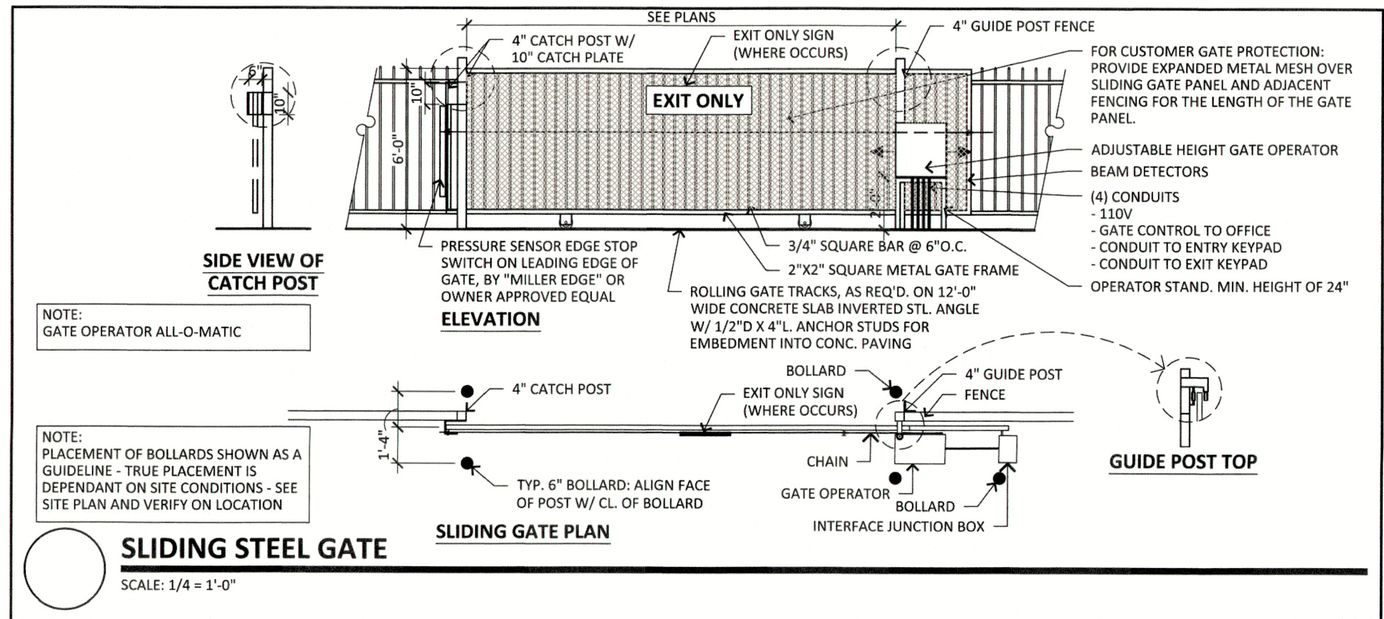

SLIDING STEEL GATE

SCALE: 1/4 = 1'-0"

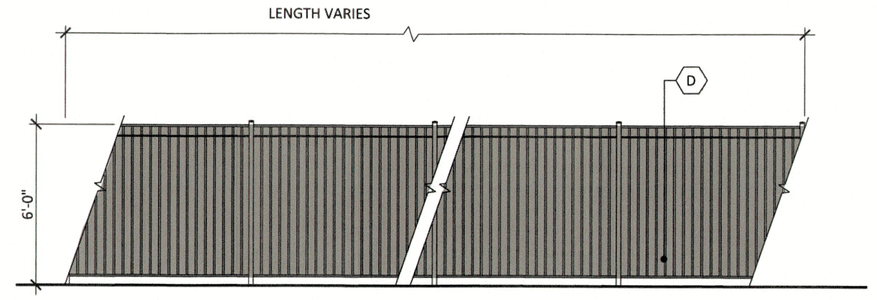

'D' PARTIAL ELEVATION

6' SITE WROUGHT IRON FENCE TYP. ELEVATION

SCALE: 1/4" = 1'-0"

0' 5' 10' 20'

'C' SECTION

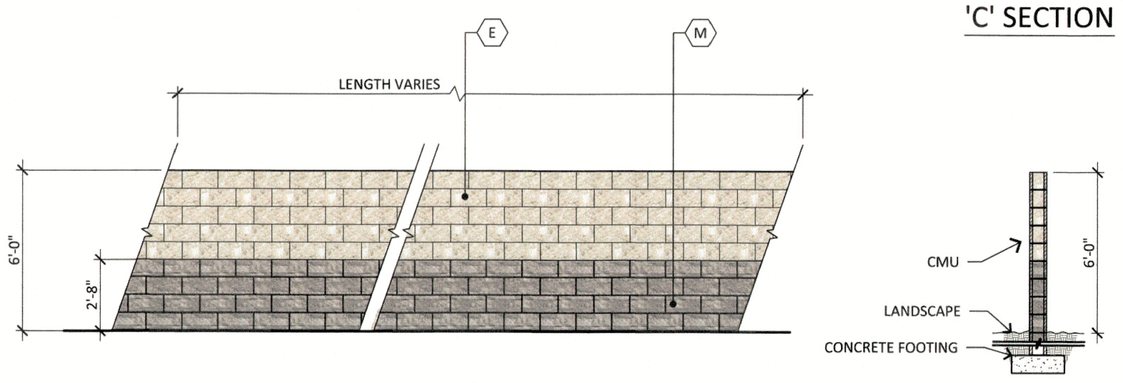

6' SITE SCREEN CMU WALL TYP. ELEVATION

SCALE: 1/4" = 1'-0"

0' 5' 10' 20'

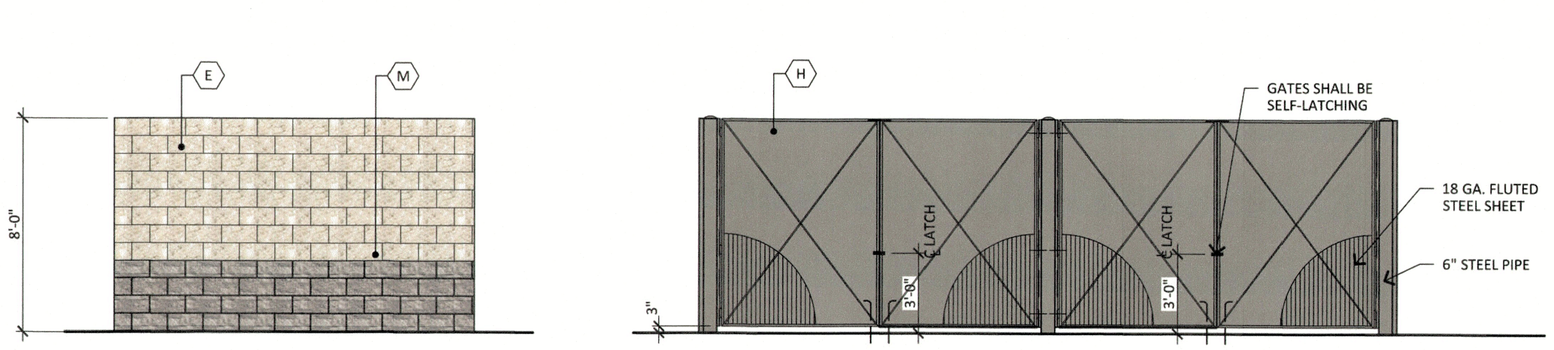

TRASH ENCL. ELEVATION

SCALE: 1/4" = 1'-0"

0' 5' 10' 20'

MATERIAL AND COLORS

A — METAL PANEL:
MFG: ATAS
COLOR: CHARCOAL GRAY
SPEC: DWF 120

B — METAL PANEL:
MFG: ATAS
COLOR: SANDSTONE
SPEC: DWF 120

C — PAINTED ROLL UP DOORS:
MFG: SHERWIN WILLIAMS
COLOR: WHITE SNOW SW 9541

D — CMU:
FINISH: SPLIT FACE
MFG: SUPERLITE
COLOR: BLACK CANYON

E — CMU:
FINISH: SPLIT
MFG: SUPERLITE
COLOR: MISSION WHITE

F — STANDING SEAM ROOF:
MFG: ATAS
COLOR: SLATE GREY
SPEC: 2" FIELD-LOK

G — PAINTED HOLLOW METAL DOORS:
MFG: SHERWIN WILLIAMS
COLOR: SW 7067 "CITYSCAPE"

H — PAINTED METAL COPING / AWNING:
MFG: SHERWIN WILLIAMS
COLOR: SW 7067 "CITYSCAPE"

J — FAUX WINDOWS:
MFG: VITRO
COLOR: SPANDREL GLASS WHITE

K — MULLIONS:
MFG: KAWNEER
COLOR: CLEAR

L — CMU:
FINISH: SPLIT
MFG: SUPERLITE
COLOR: CHARCOAL

M — CMU:
MFG: CORONADO
FINISH: 6" SPLIT LIMESTONE
COLOR: SUMMIT GREY

APPROVED:
I HEREBY CERTIFY THAT THE ABOVE AND FOREGOING SITE PLAN FOR A DEVELOPMENT IN THE CITY OF ROCKWALL, TEXAS, WAS APPROVED BY THE PLANNING & ZONING COMMISSION OF THE CITY OF ROCKWALL ON THE 27 DAY OF September, 2022.

WITNESS OUR HANDS, THIS 27 DAY OF September, 2022.

PLANNING & ZONING COMMISSION, CHAIRMAN

DIRECTOR OF PLANNING AND ZONING

CASE NUMBER: SP2022-038

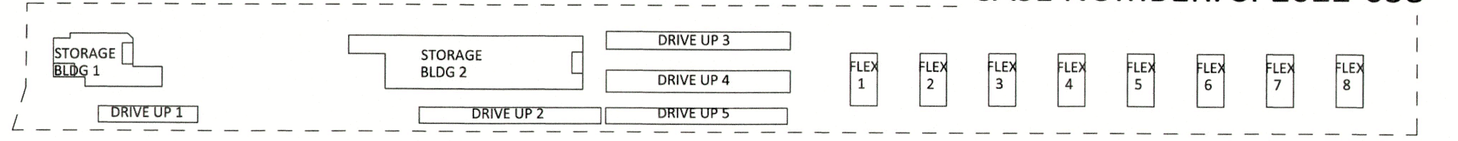

KEY PLAN

SCALE: N.T.S.

RKAA ARCHITECTS, INC

ROCKWALL STORAGE

SEC OF GUMBO DR AND TX HWY 276
ROCKWALL, TX 75032
DATE: 08-01-2022 (PRELIMINARY)

SD-1
SITE DETAILS

RKAA# 22040.00

2022 RKAA ARCHITECTS, INC. ALL RIGHTS RESERVED. THIS DRAWING IS AN INSTRUMENT OF SERVICE. IT IS THE PROPERTY OF RKAA ARCHITECTS, INC. AND MAY NOT BE DUPLICATED, USED OR DISCLOSED WITHOUT WRITTEN PERMISSION OF THE ARCHITECT.

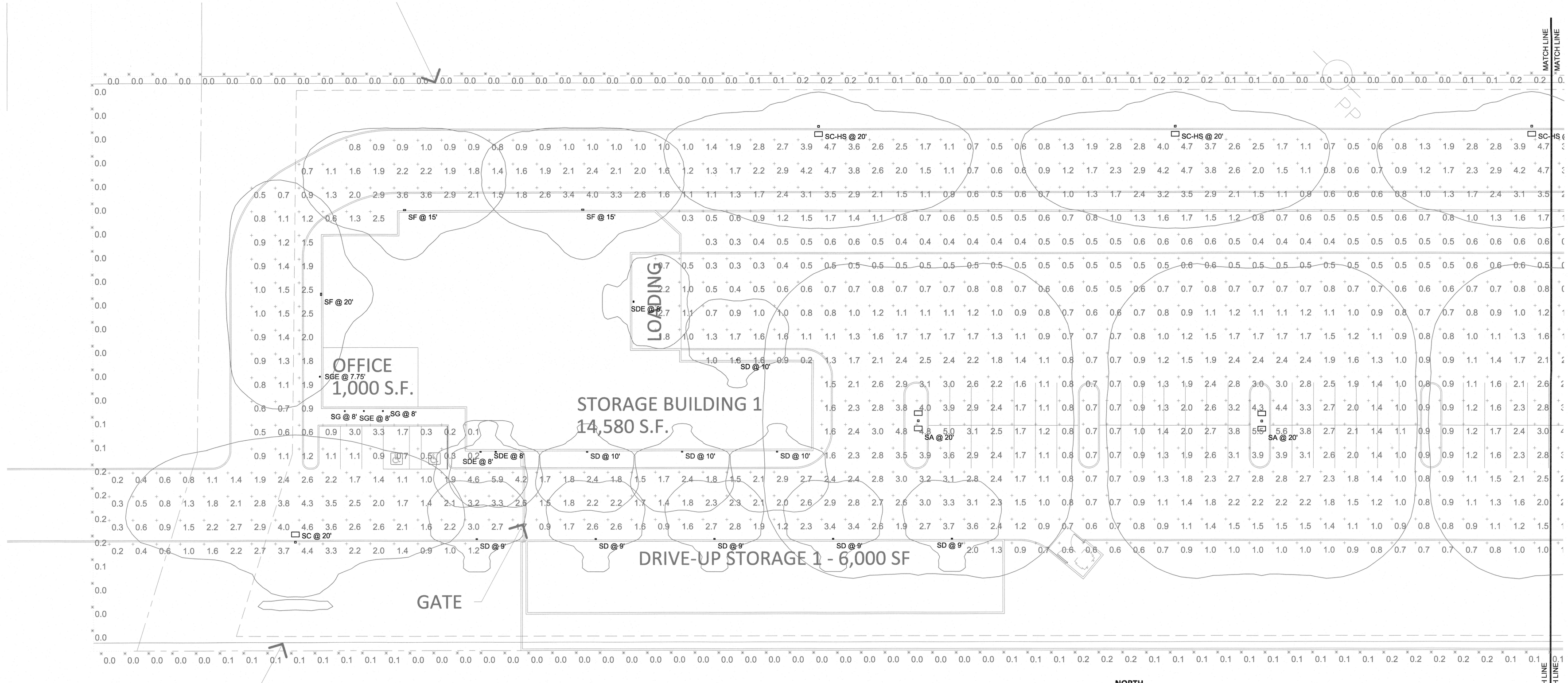

EXTERIOR PHOTOMETRICS

SCALE:1/20" PSCALE

NORTH

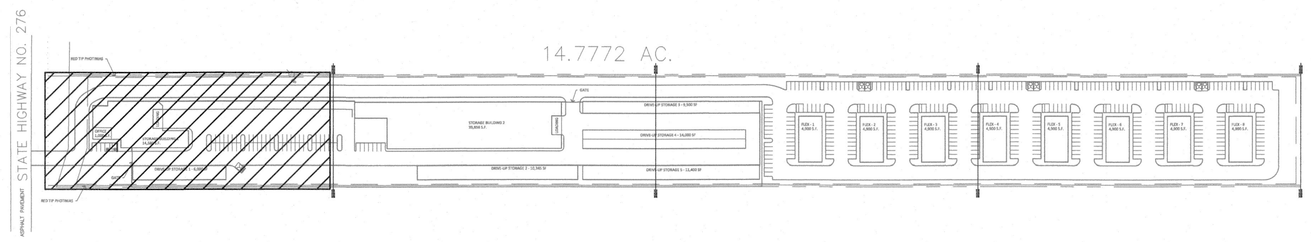

SITE KEY MAP

N.T.S

APPROVED:
I hereby certify that the above and foregoing site plan for development in the City of Rockwall, Texas, was approved by the Planning & Zoning Commission on the 27 day of September, 2022.

Planning & Zoning Commission, Chairman

Director of Planning & Zoning

ARDEBILI Engineering
Project Number: 22377 | Project Manager: JFO
7328 E Stetson Dr., Scottsdale, AZ 85251
P: 480.626.7072 | ardebilieng.com

RKAA ARCHITECTS, INC

F-15128
STATE OF TEXAS
OMID ARDEBILI
112305
LICENSED PROFESSIONAL ENGINEER
7/19/22

ROCKWALL STORAGE

SEC OF GUMBO DR AND TX HWY 276
ROCKWALL, TX 75032
DATE: 04-13-2022 (PRELIMINARY)

E0.1
EXTERIOR PHOTOMETRICS

RKAA# 22040.00

© 2022 RKAA ARCHITECTS, INC. ALL RIGHTS RESERVED. THIS DRAWING IS AN INSTRUMENT OF SERVICE. IT IS THE PROPERTY OF RKAA ARCHITECTS, INC. AND MAY NOT BE DUPLICATED, USED OR DISCLOSED WITHOUT WRITTEN PERMISSION OF THE ARCHITECT.

Case# SP2022-038

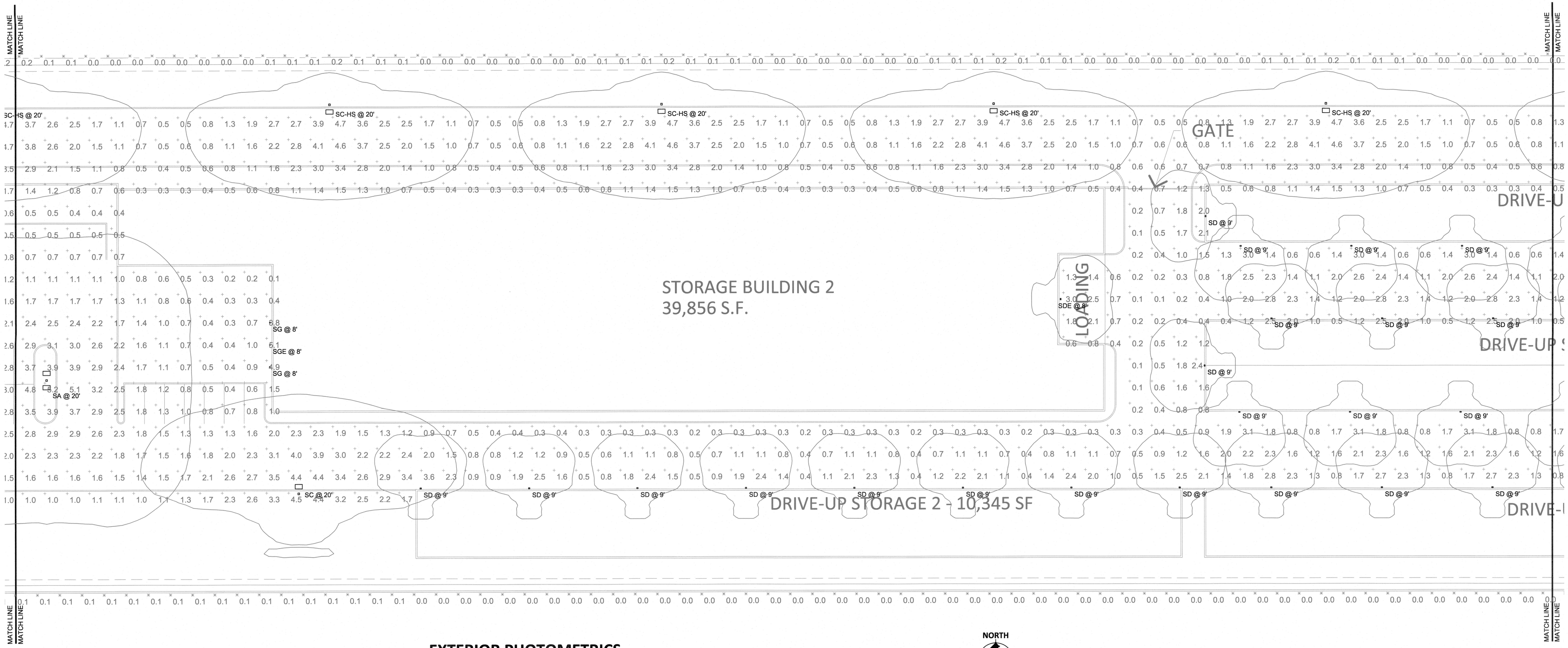

EXTERIOR PHOTOMETRICS

SCALE:1/20" PSCALE

NORTH

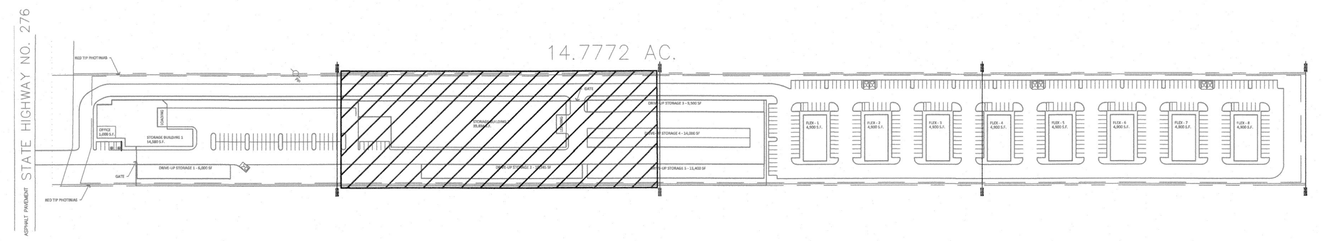

APPROVED:
I hereby certify that the above and foregoing site plan for development in the City of Rockwall, Texas, was approved by the Planning & Zoning Commission on the 27 day of September, 2022.

Planning & Zoning Commission, Chairman

Director of Planning & Zoning

SITE KEY MAP

N.T.S

ARDEBILI Engineering
Project Number: 22377 | Project Manager: JFO
7328 E Stetson Dr., Scottsdale, AZ 85251
P: 480.626.7072 | ardebilieng.com

RKAA ARCHITECTS, INC
F-15128
STATE OF TEXAS
OMID ARDEBILI
112305
LICENSED PROFESSIONAL ENGINEER
7/19/22

ROCKWALL STORAGE

SEC OF GUMBO DR AND TX HWY 276
ROCKWALL, TX 75032
DATE: 04-13-2022 (PRELIMINARY)

E0.2
EXTERIOR PHOTOMETRICS

RKAA# 22040.00

© 2022 RKAA ARCHITECTS, INC. ALL RIGHTS RESERVED. THIS DRAWING IS AN INSTRUMENT OF SERVICE. IT IS THE PROPERTY OF RKAA ARCHITECTS, INC. AND MAY NOT BE DUPLICATED, USED OR DISCLOSED WITHOUT WRITTEN PERMISSION OF THE ARCHITECT.

Case# SP2022-038

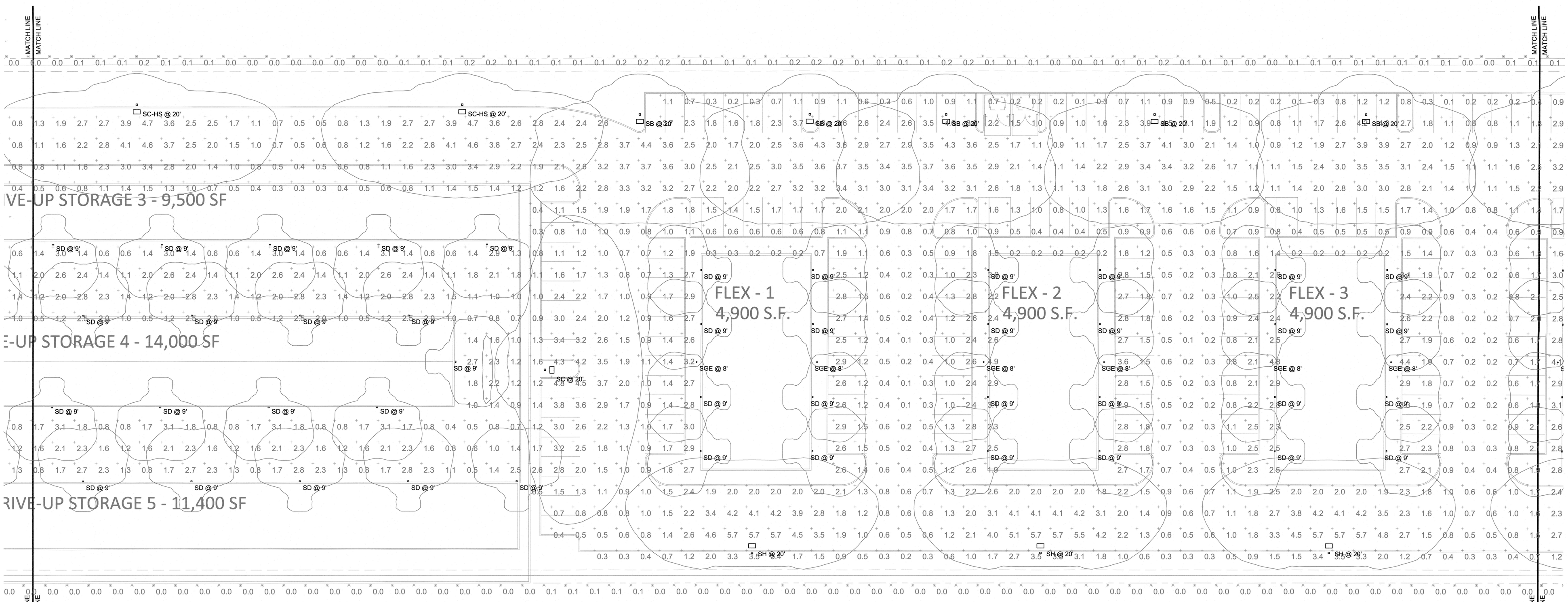

EXTERIOR PHOTOMETRICS

SCALE:1/20" PSCALE

NORTH

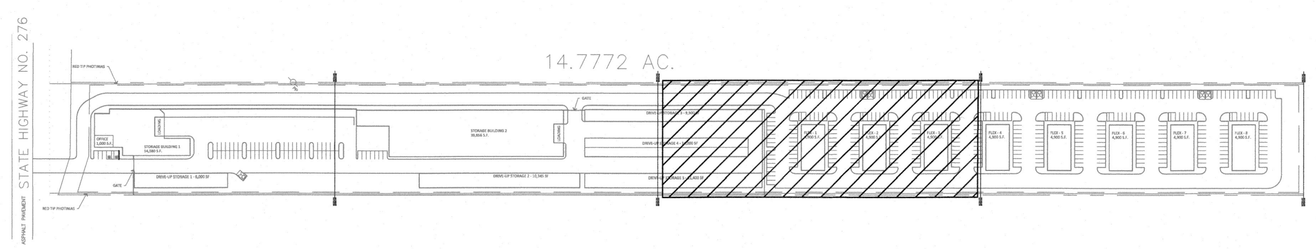

APPROVED:
I hereby certify that the above and foregoing site plan for development in the City of Rockwall, Texas, was approved by the Planning & Zoning Commission on the 27 day of September, 2022.

Planning & Zoning Commission, Chairman

Director of Planning & Zoning

SITE KEY MAP

N.T.S

ARDEBILI Engineering
Project Number: 22377 | Project Manager: JFO
7328 E Stetson Dr., Scottsdale, AZ 85251
P: 480.626.7072 | ardebileng.com

RKAA ARCHITECTS, INC
F-15128
STATE OF TEXAS
OMID ARDEBILI
112305
LICENSED PROFESSIONAL ENGINEER
7/19/22

ROCKWALL STORAGE

SEC OF GUMBO DR AND TX HWY 276
ROCKWALL, TX 75032
DATE: 04-13-2022 (PRELIMINARY)

E0.3
EXTERIOR PHOTOMETRICS

RKAA# 22040.00

© 2022 RKAA ARCHITECTS, INC. ALL RIGHTS RESERVED. THIS DRAWING IS AN INSTRUMENT OF SERVICE. IT IS THE PROPERTY OF RKAA ARCHITECTS, INC. AND MAY NOT BE DUPLICATED, USED OR DISCLOSED WITHOUT WRITTEN PERMISSION OF THE ARCHITECT.

Case# SP2022-038



EXTERIOR PHOTOMETRICS

SCALE:1/20'' PSCALE

NORTH

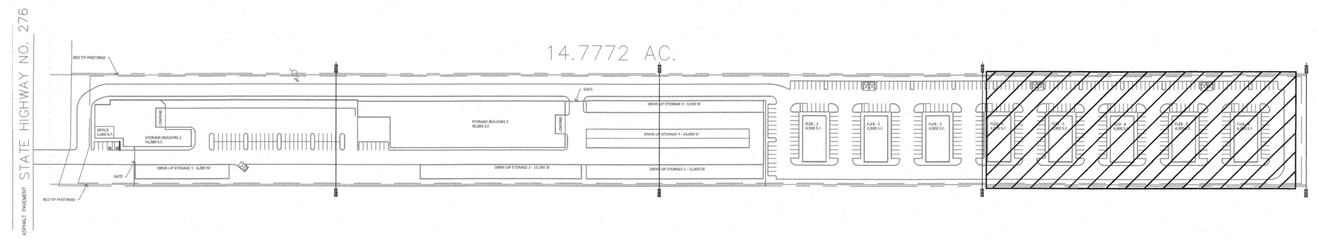

APPROVED:
I hereby certify that the above and foregoing site plan for development in the City of Rockwall, Texas, was approved by the Planning & Zoning Commission on the 27 day of September, 2022.

Planning & Zoning Commission, Chairman

Director of Planning & Zoning

SITE KEY MAP

N.T.S

ARDEBILI Engineering
Project Number: 22377 | Project Manager: JFO
7328 E Stetson Dr., Scottsdale, AZ 85251
P: 480.626.7072 | ardebilieng.com

RKAA ARCHITECTS, INC
F-15128
STATE OF TEXAS
OMID ARDEBILI
112305
LICENSED PROFESSIONAL ENGINEER
4/19/22

ROCKWALL STORAGE

SEC OF GUMBO DR AND TX HWY 276
ROCKWALL, TX 75032
DATE: 04-13-2022 (PRELIMINARY)

E0.4
EXTERIOR PHOTOMETRICS

RKAA# 22040.00

© 2022 RKAA ARCHITECTS, INC. ALL RIGHTS RESERVED. THIS DRAWING IS AN INSTRUMENT OF SERVICE. IT IS THE PROPERTY OF RKAA ARCHITECTS, INC. AND MAY NOT BE DUPLICATED, USED OR DISCLOSED WITHOUT WRITTEN PERMISSION OF THE ARCHITECT.

Case# SP2022-038

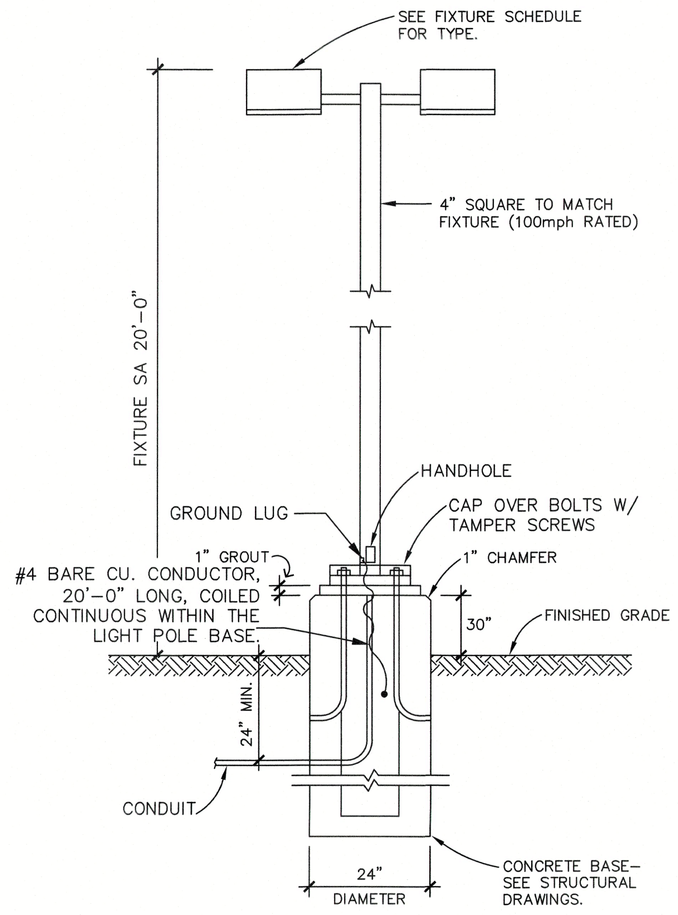

LIGHT POLE AND FIXTURE 'SA'

N.T.S.

NOTE:
CONTRACTOR SHALL PROVIDE NEW POLE BASES WHERE INDICATED ON PLANS. LIGHTING FIXTURE POLE DETAILS AND DESCRIPTIONS ARE FOR ELECTRICAL REFERENCES ONLY. PLEASE REFER TO ARCHITECTURAL SHEETS FOR POLE BASE DETAILS.

LIGHT POLE AND FIXTURE 'SB','SC', 'SH','SC-HS'

N.T.S.

NOTE:
CONTRACTOR SHALL PROVIDE NEW POLE BASES WHERE INDICATED ON PLANS. LIGHTING FIXTURE POLE DETAILS AND DESCRIPTIONS ARE FOR ELECTRICAL REFERENCES ONLY. PLEASE REFER TO ARCHITECTURAL SHEETS FOR POLE BASE DETAILS.



D-Series Size 0
LED Area Luminaire

d-series

Buy American

Catalog Number

Notes

Type: **SA/SB/SC/SH/SC-HS**

Specifications

EPA: 0.95 ft² (.09 m²)
Length: 26" (66.0 cm)
Width: 13" (33.0 cm)
Height,: 3" (7.62 cm)
Height,: 7" (17.8 cm)
Weight (max): 16 lbs (7.25 kg)

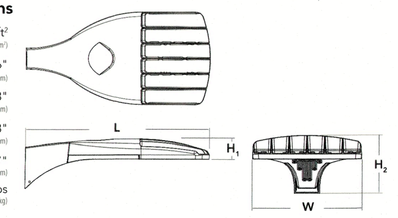

Introduction

The modern styling of the D-Series is striking yet unobtrusive - making a bold, progressive statement even as it blends seamlessly with its environment. The D-Series distills the benefits of the latest in LED technology into a high performance, high efficacy, long-life luminaire.

The outstanding photometric performance results in sites with excellent uniformity, greater pole spacing and lower power density. It is ideal for replacing up to 400W metal halide with typical energy savings of 70% and expected service life of over 100,000 hours.

Ordering Information

EXAMPLE: DSX0 LED P6 40K T3M MVOLT SPA NLTAIR2 PIRHN DDBXD

DSX0 LED

Series	LEDs	Color temperature	Distribution		Voltage	Mounting
DSX0 LED	**Forward optics** P1 P5 P2 P6 P3 P7[1] P4[1] **Rotated optics** P10[1] P12[1] P11[1] P13[1,2]	30K 3000 K 40K 4000 K 50K 5000 K	T1S Type I short (Automotive) T2S Type II short T2M Type II medium T3S Type III short T3M Type III medium T4M Type IV medium TFTM Forward throw medium T5S Type V short[1] T5M Type V medium[1] T5W Type V wide[1] BLC Backlight control[4] LCCO Left corner cutoff[4] RCCO Right corner cutoff[4]		MVOLT (120V-277V)[5,6] XVOLT (277V-480V)[5,6,7] 120[1] 208[1] 240[1] 277[1] 347[1] 480[1]	**Shipped included** SPA Square pole mounting RPA Round pole mounting[13] WBA Wall bracket[1] SPUMBA Square pole universal mounting adaptor[13] RPUMBA Round pole universal mounting adaptor[13] **Shipped separately** KMA8 DDBXD U Mast arm mounting bracket adaptor (specify finish)[13]

Control options		Other options	Finish (required)
Shipped installed NLTAIR2 nLight AIR generation 2 enabled[12,14] PIRHN Network, high/low motion/ambient sensor[15] PER NEMA twist-lock receptacle only (control ordered separately)[16] PER5 Five-pin receptacle only (control ordered separately)[16,17] PER7 Seven-pin receptacle only (leads exit fixture) (control ordered separately)[16,17] DMG 0-10V dimming extend out back of housing for external control (control ordered separately)[18] PIR High/low, motion/ambient sensor, 8-15' mounting height, ambient sensor enabled at 5fc[19,20] PIRH High/low, motion/ambient sensor, 15-30' mounting height, ambient sensor enabled at 5fc[19,20] PIR1FC3V High/low, motion/ambient sensor, 8-15' mounting height, ambient sensor enabled at 1fc[19,20] PIRH1FC3V High/low, motion/ambient sensor, 15-30' mounting height, ambient sensor enabled at 1fc[19,20] FAO Field adjustable output[19]		**Shipped installed** HS House-side shield[21] SF Single fuse (120, 277, 347V)[6] DF Double fuse (208, 240, 480V)[6] L90 Left rotated optics[1] R90 Right rotated optics[1] DDL Diffused drop lens[21] HA 50°C ambient operations[1] BAA Buy American Act Compliant **Shipped separately** BS Bird spikes[22] EGS External glare shield	DDBXD Dark bronze DBLXD Black DNAXD Natural aluminum DWHXD White DSSTXD Sandstone DDBTXD Textured dark bronze DBLBXD Textured black DNATXD Textured natural aluminum DWHGXD Textured white

LITHONIA LIGHTING COMMERCIAL OUTDOOR

One Lithonia Way • Conyers, Georgia 30012 • Phone: 1-800-705-SERV (7378) • www.lithonia.com
© 2011-2021 Acuity Brands Lighting, Inc. All rights reserved.

DSX0-LED
Rev. 07/19/21
Page 1 of 8



WDGE2 LED
Architectural Wall Sconce
Precision Refractive Optic

Buy American

TITLE 20

Catalog Number

Notes

Type: **SD/SDE**

Introduction

The WDGE LED family is designed to meet specifier's every wall-mounted lighting need in a widely accepted shape that blends with any architecture. The clean rectilinear design comes in four sizes with lumen packages ranging from 1,200 to 25,000 lumens, providing a true site-wide solution. Embedded with nLight® AIR wireless controls, the WDGE family provides additional energy savings and code compliance.

WDGE2 with industry leading precision refractive optics provides great uniform distribution and optical control. When combined with multiple integrated emergency battery backup options, including an 18W cold temperature option, the WDGE2 becomes the ideal wall-mounted lighting solution for pedestrian scale applications in any environment.

Specifications

Depth (D1): 7"
Depth (D2): 1.5"
Height: 9"
Width: 11.5"
Weight: (without options) 13.5 lbs

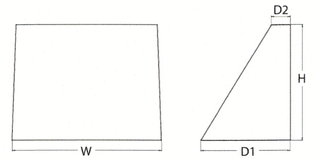

WDGE LED Family Overview

Luminaire	Optics	Standard EM, 0°C	Cold EM, -20°C	Sensor	Approximate Lumens (4000K, 80CRI)						
					P0	P1	P2	P3	P4	P5	P6
WDGE1 LED	Visual Comfort	4W		--	750	1,200	2,000	--	--	--	--
WDGE2 LED	Visual Comfort	10W	18W	Standalone / nLight	--	1,200	2,000	3,000	4,500	6,000	--
WDGE2 LED	Precision Refractive	10W	18W	Standalone / nLight	700	1,200	2,000	3,200	4,200	--	--
WDGE3 LED	Precision Refractive	15W	18W	Standalone / nLight	--	7,500	8,500	10,000	12,000	--	--
WDGE4 LED	Precision Refractive			Standalone / nLight	--	12,000	16,000	18,000	20,000	22,000	25,000

Ordering Information

EXAMPLE: WDGE2 LED P3 40K 80CRI VF MVOLT SRM DDBXD

Series	Package	Color Temperature	CRI	Distribution	Voltage	Mounting
WDGE2 LED	P0[1] P1[2] P2[2] P3[2] P4[2]	27K 2700K 30K 3000K 40K 4000K 50K 5000K AMB[3] Amber	70CRI[4] 80CRI LW[3] Limited Wavelength	T1S Type I Short T2M Type II Medium T3M Type III Medium T4M Type IV Medium TFTM Forward Throw Medium	MVOLT 347[1] 480[1]	**Shipped included** SRM Surface mounting bracket ICW Indirect Canopy/Ceiling Washer bracket (Dry/damp locations only)[5] **Shipped separately** AWS 3/8inch Architectural wall spacer PBBW 5 surface-mounted back box (top, left, right conduit entry). Use when there is no junction box available.

Options		Finish
E10WH Emergency battery backup, Certified in CA Title 20 MAEDBS (10W, 5°C min) E20WC Emergency battery backup, Certified in CA Title 20 MAEDBS (18W, -20°C min) PE[1] Photocell, Button Type DMG[1] 0-10V dimming wires pulled outside fixture (for use with an external control, ordered separately) BCE Bottom conduit entry for back box (PBBW). Total of 4 entry points. BAA Buy American(n) Act Compliant	**Standalone Sensors/Controls** PIR Bi-level (100/35%) motion sensor for 8-15' mounting heights. Intended for use on switched circuits with external dusk to dawn switching. PIRH Bi-level (100/35%) motion sensor for 15-30' mounting heights. Intended for use on switched circuits with external dusk to dawn switching. PIR1FC3V Bi-level (100/35%) motion sensor for 8-15' mounting heights with photocell pre-programmed for dusk to dawn operation. PIRH1FC3V Bi-level (100/35%) motion sensor for 15-30' mounting heights with photocell pre-programmed for dusk to dawn operation. **Networked Sensors/Controls** NLTAIR2 PIR nLightAIR Wireless enabled bi-level motion/ambient sensor for 8-15' mounting heights. NLTAIR2 PIRH nLightAIR Wireless enabled bi-level motion/ambient sensor for 15-30' mounting heights. See page 4 for out of box functionality	DDBXD Dark bronze DBLXD Black DNAXD Natural aluminum DWHXD White DSSTXD Textured sandstone

LITHONIA LIGHTING COMMERCIAL OUTDOOR

One Lithonia Way • Conyers, Georgia 30012 • Phone: 1-800-705-SERV (7378) • www.lithonia.com
© 2019-2022 Acuity Brands Lighting, Inc. All rights reserved.

WDGE2 LED
Rev. 03/01/22

tgs
TRULY GREEN SOLUTIONS

SKU#: SG/SGE PROJECT NAME: _____ DATE: _____

ThinTek™ Wafer R — Direct Mount Recessed

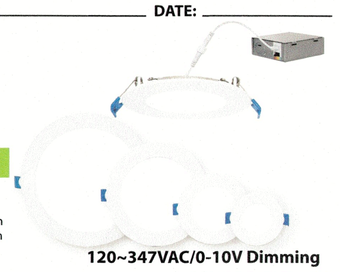

120~347VAC/0-10V Dimming

DESCRIPTION

The ThinTek™ Wafer series from TGS allows for easy installation from below the ceiling without the need for an existing can and is ideal for shallow ceiling plenum applications. The CCT switch allows for selection between 2700K, 3000K, 3500K, 4000K, and 5000K. With Title 24 certification, 90 CRI, and a variety of sizes and lumen packages, ThinTek™ Wafers provide versatility, reliable performance, and a fast, simple installation process.

APPLICATIONS

Residential, Institution, Hospitality, Retail, Offices, Schools, Hospitals, Airports and Hallways.

Intertek · ENERGY STAR · FC · IC RATED · 5 YEAR WARRANTY

FEATURES

Construction
Die-cast aluminum housing and PC lens.
Air-tight IC Rated.

Electrical
Input voltage: 120~347VAC, 60Hz
25W High Voltage Emergency Battery Backup option available.
12" Power Cable (Standard); Extension Cable option available in 3' or 10'.

Optical System
Glare controlling lens for comfortable light distribution.
Provides a 110° beam angle.

Installation/ Mounting
Recessed Mounting with adjustable spring loaded retention tabs for secure fixture.
New Construction Kit (4", 6", 8") and New Construction Kit with Hanger Bar (3", 4", 6") option available.

Warranty
5 year warranty.
See warranty documentation for more information.

Controls/Dimming
0-10V Dimming (Dims to 10%)
Tunable White between 2700K, 3000K, 3500K 4000K, 5000K.





ThinTek™ Mini R
3", 8W (500 lm)
4", 10W (650 lm)
4", 12W (850 lm)
6", 12W (900 lm)
6", 15W (1100 lm)
8", 18W (1500 lm)

Projected L70: 50,000+ hours
Warranty: 5 Years
0-10V Dimming (10%)

TITLE 24 Compliant (JA8-2016-E) · 90+ CRI · Wet Location Rated · Tunable White · Air Tight · 0-10V Dimming Dims to 10%

Ordering Information

EXAMPLE: TWRF-0308-C-U

Series	Size/Wattage	CCT Switchable	Input Voltage/Control
TWRF - ThinTek Wafer Round Flat	0308 - 3"/8W 0410 - 4"/10W 0412 - 4"/12W 0612 - 6"/12W 0615 - 6"/15W 0818 - 8"/18W	C - 2700K/3000K/3500K/4000K/5000K	U - 120~347VAC/ 0-10VDimming

New Construction Kit	New Construction Kit W/ Hanger Bar	Accessories
TWR-NC (For 4", 6", 8")	TWR-NCH (For 3", 4", 6")	TW-EC03 (3' Extension Cable) TW-EC10 (10' Extension Cable) 90025-H (25W High Voltage Emergency Battery Backup)

Specifications and Dimensions subject to change without notice. **Accessories are purchased separately.**
***MOQ and longer lead times may apply, please contact customer service for more information.**

1 12022021

9601 Variel Ave I Chatsworth, CA 91311 I Ph: (818) 206-4404 I trulygreensolutions.com © 2021 Truly Green Solutions. All rights reserved.

COMcheck Software Version 4.1.5.4
Exterior Lighting Compliance Certificate

Project Information

Energy Code: 2018 IECC
Project Title: 22377
Project Type: New Construction
Exterior Lighting Zone: 2 (Residential mixed use area (LZ2))

Construction Site:
SWC OF GUMBO DR AND TX HWY 276
ROCKWALL, TX 75032

Owner/Agent:

Designer/Contractor:

Allowed Exterior Lighting Power

A Area/Surface Category	B Quantity	C Allowed Watts / Unit	D Tradable Wattage	E Allowed Watts (B X C)
STORAGE 1 (Illuminated area of facade wall or surface)	6480 ft2	0.07	No	486
STORAGE 1 (Landscaping)	24714 ft2	0.04	Yes	989
DRV-1 (Illuminated area of facade wall or surface)	4713 ft2	0.07	No	353
STORAGE 1 (Parking area)	38100 ft2	0.04	Yes	1524
STORAGE 2 (Illuminated area of facade wall or surface)	864 ft2	0.07	No	65
STORAGE 2 (Landscaping)	22643 ft2	0.04	Yes	906
DRV-2 (Illuminated area of facade wall or surface)	3105 ft2	0.07	No	233
DRV-3 (Landscaping)	16496 ft2	0.04	Yes	660
DRV-3 (Illuminated area of facade wall or surface)	3645 ft2	0.07	No	273
DRV-4 (Illuminated area of facade wall or surface)	7840 ft2	0.07	No	588
DRV-5 (Illuminated area of facade wall or surface)	3800 ft2	0.07	No	285
FLEX (Parking area)	62576 ft2	0.04	Yes	2503
FLEX (Landscaping)	34585 ft2	0.04	Yes	1383
FLEX BGS (Illuminated area of facade wall or surface)	14256 ft2	0.07	No	1069
			Total Tradable Watts (a) =	7965
			Total Allowed Watts =	11317
			Total Allowed Supplemental Watts (b) =	400

(a) Wattage tradeoffs are only allowed between tradable areas/surfaces.
(b) A supplemental allowance equal to 400 watts may be applied toward compliance of both non-tradable and tradable areas/surfaces.

Proposed Exterior Lighting Power

A Fixture ID : Description / Lamp / Wattage Per Lamp / Ballast	B Lamps/ Fixture	C # of Fixtures	D Fixture Watt.	E (C X D)
STORAGE 1 (Illuminated area of facade wall or surface 6480 ft2): Non-tradable Wattage				
LED 1: SF: Other:	1	3	51	153
LED 2: SG: Other:	1	2	12	23
LED 3: SGE: Other:	1	2	12	23
LED 4: SD: Other:	1	4	19	76
LED 5: SDE: Other:	1	3	19	57
STORAGE 1 (Landscaping 24714 ft2): Tradable Wattage				
LED 6: SC: Other:	1	1	134	134
LED 22: SC-HS: Other:	1	3	134	402

Project Title: 22377
Data filename: Z:\Shared\01_Projects\2022\22377_RKAA_Rockwall Storage (DR)\01_Construction Documents\ENERGY\22377_IECC.cck

Report date: 07/18/22
Page 1 of 6

A Fixture ID : Description / Lamp / Wattage Per Lamp / Ballast	B Lamps/ Fixture	C # of Fixtures	D Fixture Watt.	E (C X D)
DRV-1 (Illuminated area of facade wall or surface 4713 ft2): Non-tradable Wattage				
LED 7: SD: Other:	1	5	19	95
STORAGE 1 (Parking area 38100 ft2): Tradable Wattage				
LED 8: SA: Other:	2	3	268	804
STORAGE 2 (Illuminated area of facade wall or surface 864 ft2): Non-tradable Wattage				
LED 9: SG: Other:	1	2	12	23
LED 10: SGE: Other:	1	1	12	12
LED 11: SDE: Other:	1	1	19	19
STORAGE 2 (Landscaping 22643 ft2): Tradable Wattage				
LED 12: SC: Other:	1	1	134	134
LED 23: SC-HS: Other:	1	3	134	402
DRV-2 (Illuminated area of facade wall or surface 3105 ft2): Non-tradable Wattage				
LED 13: SD: Other:	1	8	19	152
DRV-3 (Landscaping 16496 ft2): Tradable Wattage				
LED 14: SC: Other:	1	1	134	134
LED 24: SC-HS: Other:	1	3	134	402
DRV-3 (Illuminated area of facade wall or surface 3645 ft2): Non-tradable Wattage				
LED 15: SD: Other:	1	9	19	171
DRV-4 (Illuminated area of facade wall or surface 7840 ft2): Non-tradable Wattage				
LED 16: SD: Other:	1	16	19	304
DRV-5 (Illuminated area of facade wall or surface 3800 ft2): Non-tradable Wattage				
LED 17: SD: Other:	1	8	19	152
FLEX (Parking area 62576 ft2): Tradable Wattage				
LED 18: SB: Other:	1	12	134	1608
FLEX (Landscaping 34585 ft2): Tradable Wattage				
LED 19: SH: Other:	1	8	134	1072
FLEX BGS (Illuminated area of facade wall or surface 14256 ft2): Non-tradable Wattage				
LED 20: SD: Other:	1	64	19	1216
LED 21: SGE: Other:	1	16	12	186
			Total Tradable Proposed Watts =	5092

Exterior Lighting PASSES: Design 37% better than code

Exterior Lighting Compliance Statement

Compliance Statement: The proposed exterior lighting design represented in this document is consistent with the building plans, specifications, and other calculations submitted with this permit application. The proposed exterior lighting systems have been designed to meet the 2018 IECC requirements in COMcheck Version 4.1.5.4 and to comply with any applicable mandatory requirements listed in the Inspection Checklist.

JONATHAN F. ORTIZ, PM — Name - Title
Signature
07/18/22 — Date

Project Title: 22377
Data filename: Z:\Shared\01_Projects\2022\22377_RKAA_Rockwall Storage (DR)\01_Construction Documents\ENERGY\22377_IECC.cck

Report date: 07/18/22
Page 2 of 6

Schedule

Symbol	Label	Quantity	Manufacturer	Catalog Number	Description	Lamp	Filename	Lumens Per Lamp	Light Loss Factor	Wattage
	SA	3	Lithonia Lighting	(2) DSX0 LED P6 40K T5W MVOLT SPA (FINISH) / SSS 17.5' W/2.5' BASE	TWIN-HEAD DSX0 LED P6 40K T5W MVOLT	LED - 4000K	DSX0_LED_P6_40K_T5W_MVOLT.ies	16466	0.91	268
	SB	12	Lithonia Lighting	DSX0 LED P6 40K TFTM MVOLT SPA HS (FINISH) / SSS 17.5' W/2.5' BASE	DSX0 LED P6 40K TFTM MVOLT with houseside shield	LED - 4000K	DSX0_LED_P6_40K_TFTM_MVOLT_HS.ies	12465	0.91	134
	SC	3	Lithonia Lighting	DSX0 LED P6 40K T2M MVOLT SPA (FINISH) / SSS 17.5' W/2.5' BASE	DSX0 LED P6 40K T2M MVOLT	LED - 4000K	DSX0_LED_P6_40K_T2M_MVOLT.ies	15931	0.91	134
	SC-HS	9	Lithonia Lighting	DSX0 LED P6 40K T2M MVOLT SPA HS (FINISH) / SSS 17.5' W/2.5' BASE	DSX0 LED P6 40K T2M MVOLT with houseside shield	LED - 4000K	DSX0_LED_P6_40K_T2M_MVOLT_HS.ies	13054	0.91	134
	SD	114	Lithonia Lighting	WDGE2 LED P2 40K 80CRI TFTM MVOLT (FINISH)	WDGE2 LED WITH P2 - PERFORMANCE PACKAGE, 4000K, 80CRI, TYPE FORWARD THROW MEDIUM OPTIC	LED - 4000K	WDGE2_LED_P2_40K_80CRI_TFTM.ies	2030	0.91	18.9815
	SDE	4	Lithonia Lighting	WDGE2 LED P2 40K 80CRI TFTM MVOLT E20WC (FINISH)	WDGE2 LED WITH P2 - PERFORMANCE PACKAGE, 4000K, 80CRI, TYPE FORWARD THROW MEDIUM OPTIC W/EM BATTERY PACK	LED - 4000K	WDGE2_LED_P2_40K_80CRI_TFTM.ies	2030	0.91	18.9815
	SF	3	Lithonia Lighting	WDGE3 LED P1 80CRI R3 40K MVOLT (FINISH)	WDGE3 LED WITH P1 - PERFORMANCE PACKAGE, 4000K, 70CRI, TYPE 3 OPTIC	LED - 4000K	WDGE3_LED_P1_70CRI_R3_40K.ies	7523	0.91	51.1717
	SG	4	TGS	TWFR 0612 C-4000K U	ThinTek Wafer R - Direct Mount Recessed Downlight	LED - 4000K	TWRF-0612-C-U (2700K)_IESNA2002.IES	918	0.91	11.6264
	SGE	19	TGS	TWFR 0612 C-4000K U 90025-h	ThinTek Wafer R - Direct Mount Recessed Downlight w/EM Battery Pack	LED - 4000K	TWRF-0612-C-U (2700K)_IESNA2002.IES	918	0.91	11.6264
	SH	8	Lithonia Lighting	DSX0 LED P6 40K BLC MVOLT SPA (FINISH) / SSS 17.5' W/2.5' BASE	DSX0 LED P6 40K BLC MVOLT	LED - 4000K	DSX0_LED_P6_40K_BLC_MVOLT.ies	13089	0.91	134

Statistics

Description	Symbol	Avg	Max	Min	Max/Min	Avg/Min
PROPERTY LINE - FC @ GRADE	+	0.0 fc	0.2 fc	0.0 fc	N/A	N/A
SITE - FC @ GRADE	+	1.6 fc	5.9 fc	0.0 fc	N/A	N/A

APPROVED:
I hereby certify that the above and foregoing site plan for development in the City of Rockwall, Texas, was approved by the Planning & Zoning Commission on the 27 day of September, 2022.

Planning & Zoning Commission, Chairman

Director of Planning & Zoning

ARDEBILI Engineering
Project Number: 22377 | Project Manager: JFO
7328 E Stetson Dr., Scottsdale, AZ 85251
P: 480.626.7072 | ardebilieng.com

RKAA ARCHITECTS, INC

F-15128
STATE OF TEXAS
OMID ARDEBILI
112305
LICENSED PROFESSIONAL ENGINEER
7/19/22

ROCKWALL STORAGE
SEC OF GUMBO DR AND TX HWY 276
ROCKWALL, TX 75032
DATE: 04-13-2022 (PRELIMINARY)

E0.5
EXTERIOR CUTSHEETS AND IECC REPORT
RKAA# 22040.00

© 2022 RKAA ARCHITECTS, INC. ALL RIGHTS RESERVED. THIS DRAWING IS AN INSTRUMENT OF SERVICE. IT IS THE PROPERTY OF RKAA ARCHITECTS, INC. AND MAY NOT BE DUPLICATED, USED OR DISCLOSED WITHOUT WRITTEN PERMISSION OF THE ARCHITECT.

Case# SP2022-038